


***STATE OF NEW JERSEY***



**FISCAL YEAR 2008**

# State of New Jersey

## *Details of the FY 2008 Appropriations Act*

(In Millions)

	FY2007 Adjusted Approp.	FY2008 Approp. Act	Change	
			\$	%
<b>Opening Surplus</b>	\$ 1,779	\$ 2,198	\$ 419	23.6
Revenues				
Income				
Base	11,510	12,415	905	7.9
EITC Expansion		(36)	(36)	-
Sales	8,150	8,480	330	4.0
Corporate	2,930	2,520	(410)	(14.0)
Other				
Base	8,293	8,121	(172)	(2.1)
Additions		376	376	-
<b>Total Revenues</b>	\$ 30,883	\$ 31,876	\$ 993	3.2
Lapses	604		(604)	-
<b>Total Resources</b>	\$ 33,266	\$ 34,074	\$ 808	2.4
Appropriations				
Original	\$ 30,819	\$ 33,471	\$ 2,652	8.6
Supplemental	249		(249)	-
<b>Total Appropriations</b>	\$ 31,068	\$ 33,471	\$ 2,403	7.7
<b>Fund Balance</b>	\$ 2,198	\$ 603	\$ (1,595)	(72.6)

# State of New Jersey

## State Revenues Fiscal Years 2007 and 2008 Estimates

(\$ In Thousands)

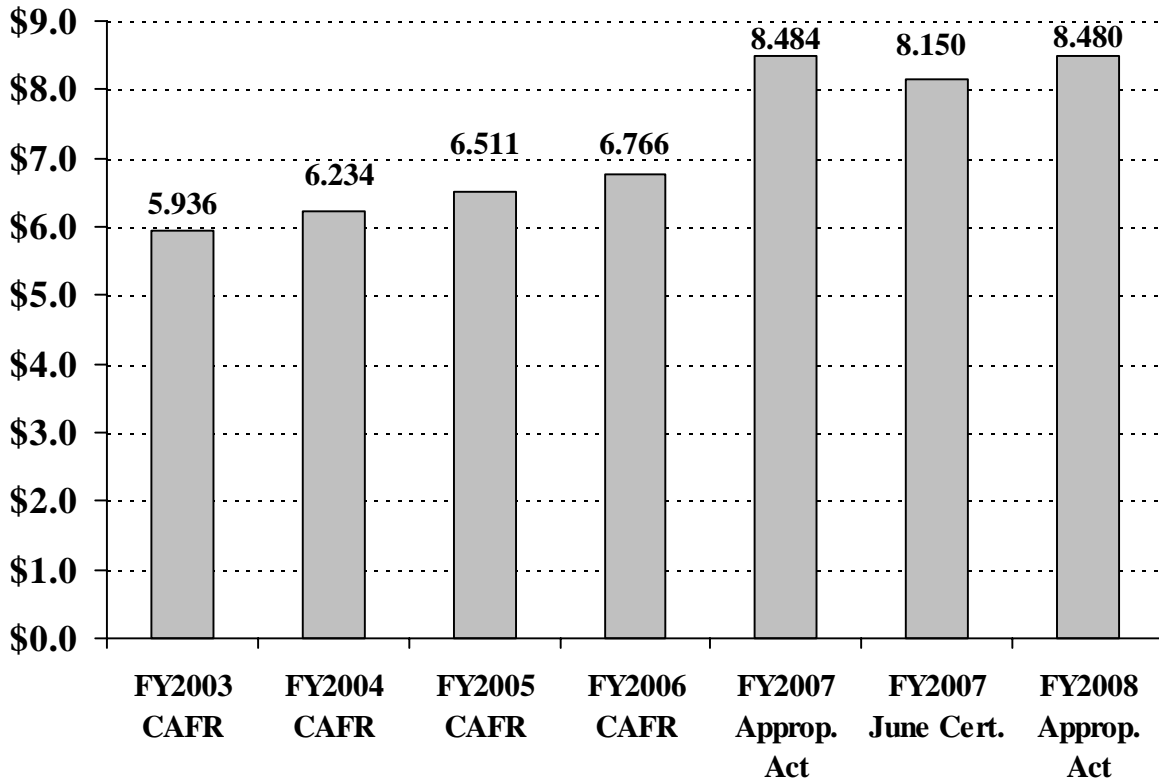
	APPROP. ACT FY2007	REVISED FY2007	CHANGE FY2007	FY2008	CHANGE FY07 to FY08
<b>Major Taxes</b>					
Sales	\$8,483,600	\$8,149,968	(\$333,632)	\$8,480,000	\$330,032
Sales - Energy	238,000	417,400	179,400	420,400	3,000
Corporation Business	2,478,571	2,930,000	451,429	2,520,000	(410,000)
Corporation Business-Energy	128,500	66,400	(62,100)	103,000	36,600
Motor Fuels	553,000	564,000	11,000	572,000	8,000
Motor Vehicle Fees	275,244	275,274	30	278,444	3,170
Transfer Inheritance	600,000	615,000	15,000	618,000	3,000
Insurance Premium	495,000	455,000	(40,000)	466,000	11,000
Cigarette	215,033	205,631	(9,402)	236,809	31,178
Petroleum Products Gross Receipts	225,000	230,000	5,000	233,000	3,000
Public Utility Excise (Reform)	10,912	10,726	(186)	10,726	-
Corporation Banks and Financial Institutions	120,000	140,000	20,000	130,000	(10,000)
Alcoholic Beverage Excise	94,000	92,000	(2,000)	93,000	1,000
Realty Transfer	415,000	404,000	(11,000)	380,000	(24,000)
Savings Institution	-	-	-	-	-
Tobacco Products Wholesale Sales	16,000	13,000	(3,000)	13,000	-
<b>Total Major Taxes</b>	<b>\$14,347,860</b>	<b>\$14,568,399</b>	<b>\$220,539</b>	<b>\$14,554,379</b>	<b>(\$14,020)</b>
<b>Miscellaneous Taxes, Fees, Revenues</b>					
Assessment on Real Property Greater Than \$1 Million	\$113,000	\$135,000	\$22,000	\$140,000	\$5,000
Medicaid Uncompensated Care	349,831	374,688	24,857	488,345	113,657
Good Driver	77,450	77,450	-	71,950	(5,500)
Motor Vehicle Inspection Fund	78,900	78,900	-	77,200	(1,700)
Hotel/Motel Occupancy Tax	76,000	79,000	3,000	79,000	-
Investment Earnings	-	53,897	53,897	-	(53,897)
Public Utility GRFT	75,000	87,100	12,100	87,100	-
TEFA	250,924	217,427	(33,497)	232,104	14,677
Fringe Benefit Recoveries	446,646	431,900	(14,746)	451,555	19,655
Other Miscellaneous Revenue	1,308,665	1,268,840	(39,825)	1,255,120	(13,720)
<b>Total Miscellaneous Taxes, Fees, Revenues</b>	<b>\$2,776,416</b>	<b>\$2,804,202</b>	<b>\$27,786</b>	<b>\$2,882,374</b>	<b>\$78,172</b>
<b>Interfund Transfers</b>					
State Lottery Fund	\$846,000	\$831,000	(\$15,000)	\$845,000	\$14,000
Tobacco Settlement/Securitization	27,278	14,746	(12,532)	114,308	99,562
Other Funds	611,089	628,318	17,229	593,310	(35,008)
<b>Total Interfund Transfers</b>	<b>\$1,484,367</b>	<b>\$1,474,064</b>	<b>(\$10,303)</b>	<b>\$1,552,618</b>	<b>\$78,554</b>
<b>Total State Revenues General Fund</b>	<b>\$18,608,643</b>	<b>\$18,846,665</b>	<b>\$238,022</b>	<b>\$18,989,371</b>	<b>\$142,706</b>
Property Tax Relief Fund*	\$11,475,000	\$11,510,000	\$35,000	\$12,379,000	\$869,000
Casino Control Fund	72,039	75,534	3,495	73,889	(1,645)
Casino Revenue Fund	468,087	449,664	(18,423)	433,033	(16,631)
Gubernatorial Elections Fund	700	700	-	700	-
<b>TOTAL STATE REVENUES</b>	<b>\$30,624,469</b>	<b>\$30,882,563</b>	<b>\$258,094</b>	<b>\$31,875,993</b>	<b>\$993,430</b>

\*For FY07 \$650 million and for FY08 \$674 million will be transferred from Sales Tax to the Property Tax Relief Fund representing the Sales Tax dedication.

# State of New Jersey

## Sales Tax

(In Billions)



FY2007 had a change in tax policy.

- increase in sales tax rate from 6% to 7%
- broadened sales tax base

Sales tax excludes the tax on energy.

CAFR – Comprehensive Annual Financial Report

# State of New Jersey

## ***FY 2008 Revenues***

(In Millions)

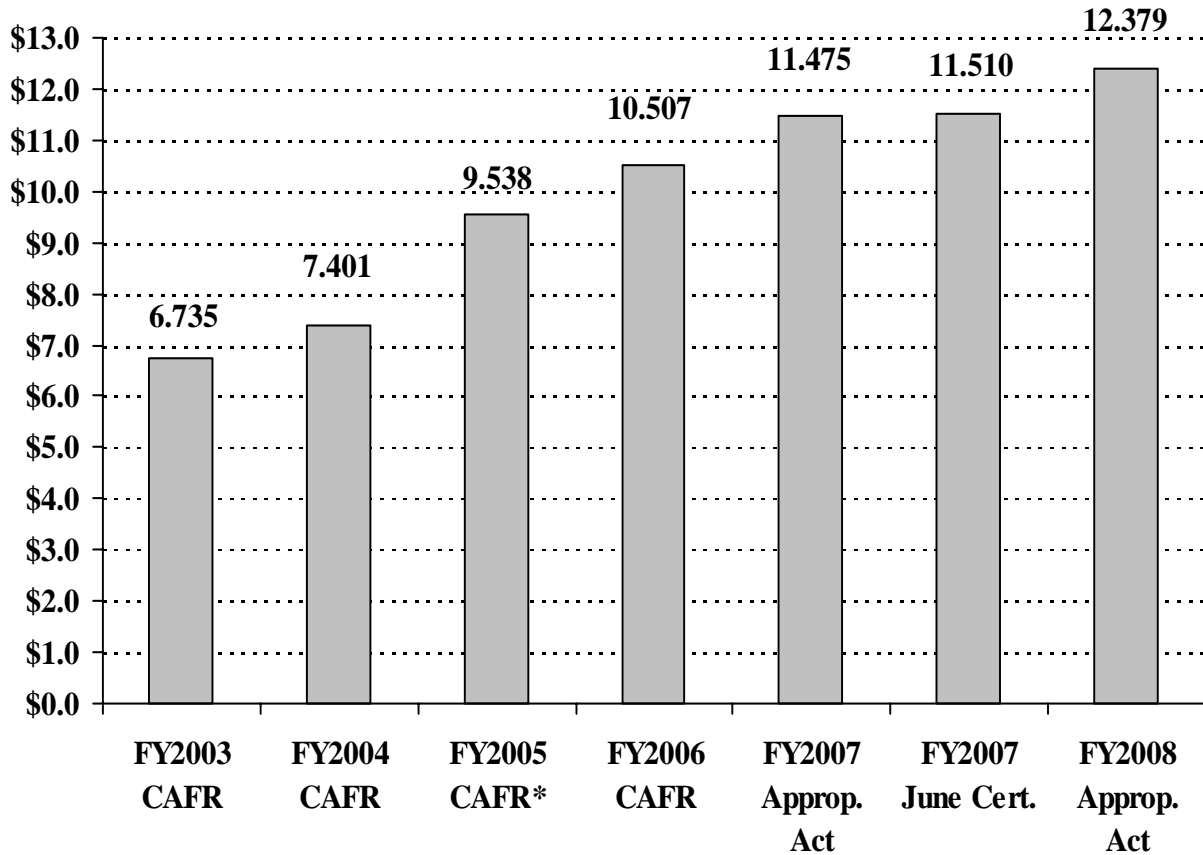
	<u>FY 2007</u> <u>June Cert.</u>	<u>FY2008</u> <u>Revenues</u>	<u>-----Change-----</u>	
			<u>\$</u>	<u>%</u>
Income	\$ 11,510	\$ 12,379	\$ 869	7.5
Sales	8,150	8,480	330	4.0
Corporate	2,930	2,520	(410)	(14.0)
Other*	<u>8,293</u>	<u>8,497</u>	<u>204</u>	2.5
<b>Total</b>	<u><b>\$ 30,883</b></u>	<u><b>\$ 31,876</b></u>	<u><b>\$ 993</b></u>	3.2

\* All Sales Tax and Corporation Business Tax on Energy are included in Other.

# State of New Jersey

## Gross Income Tax

(In Billions)



\*These revenues include changes in tax policy.

FY 2005 – Tax rate increase on incomes of \$500,000 or greater

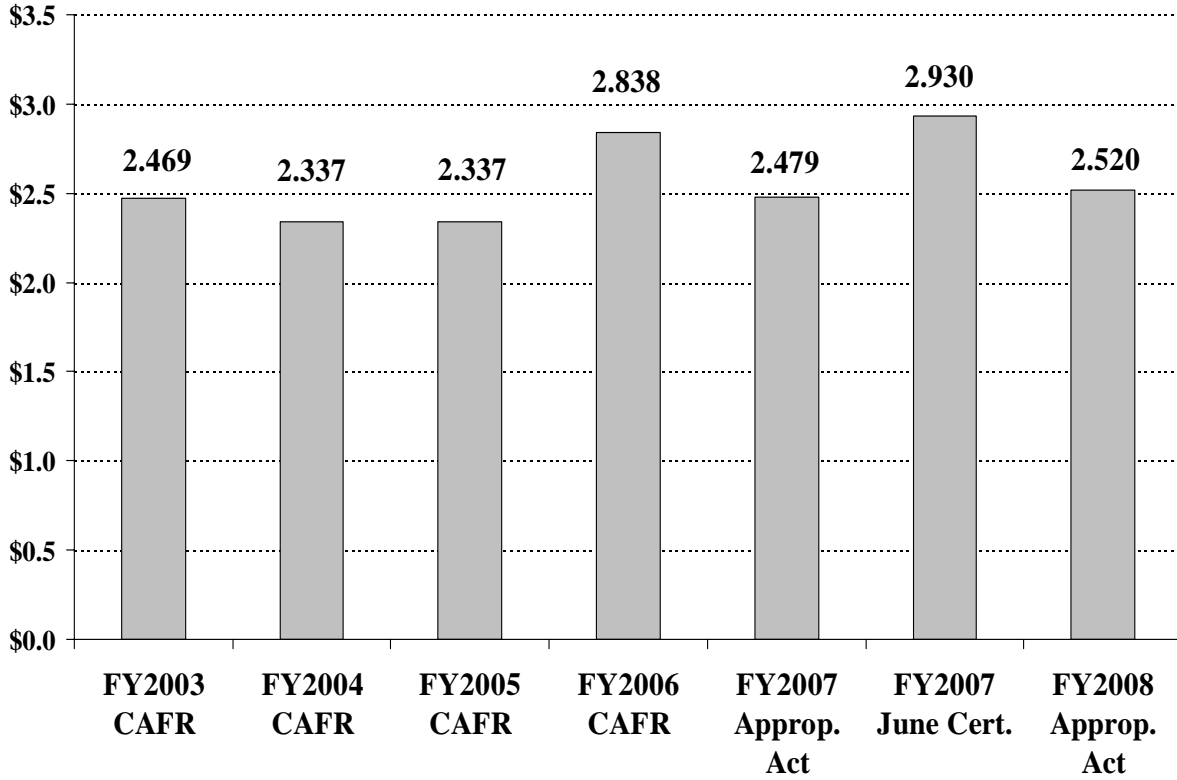
FY 2008 – EITC Expansion (\$36 million)

CAFR – Comprehensive Annual Financial Report

# State of New Jersey

## Corporation Business Tax

(In Billions)

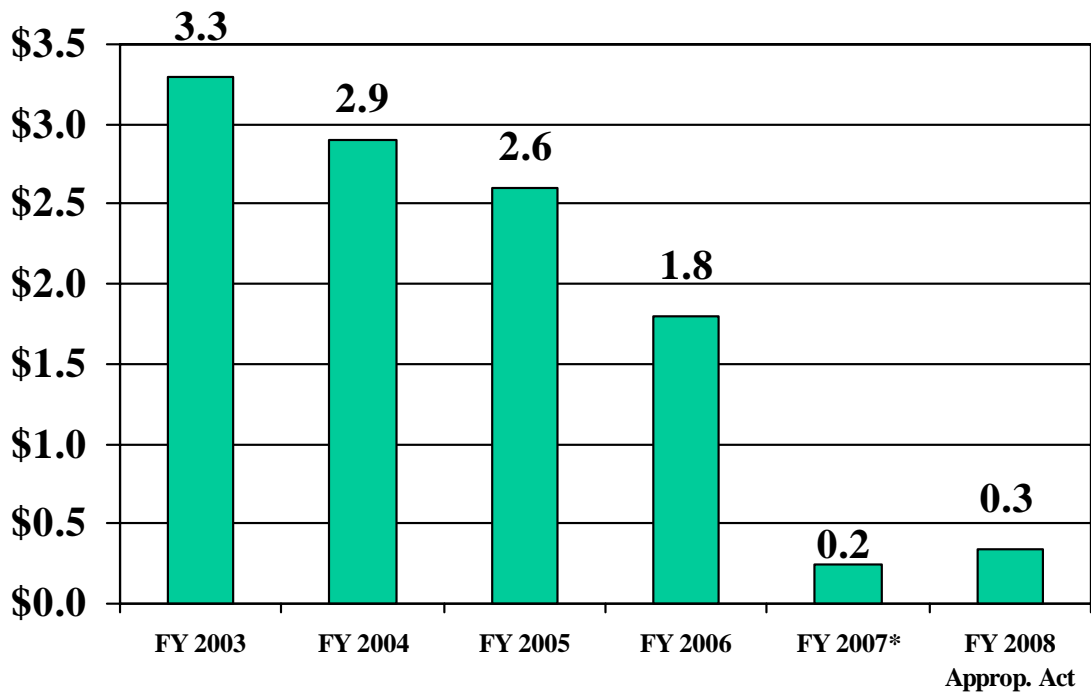


Corporation business tax excludes the tax on energy.  
CAFR – Comprehensive Annual Financial Report

# State of New Jersey

## *Diversions from Dedicated Funds Down by More Than 80% Compared to the Average of Last 5 Years*

(In Billions)



\* Note: Excludes \$80 million of one-time revenues for capital improvement projects in FY07.



# State of New Jersey

## ***Diversions from Dedicated Funds Down by More Than 80% Compared to the Average of Last 5 Years***

(In Millions)

	FY 2003	FY 2004	FY 2005	FY 2006	FY2007	FY 2008
Tobacco Securitization	\$ 1,557	\$ 1,612	\$ -	\$ -	\$ -	\$ -
New Revenue Securitization	-	-	1,930	-	-	-
Unemployment Insurance Fund	325	325	100	350	-	-
Millionaire's Tax - Retroactive Impact	-	-	156	-	-	-
Federal Stimulus	106	433	-	-	-	-
PAAD Waiver	147	148	-	-	-	-
CBT Accelerated Payments	651	-	-	-	-	-
Car Registration Acceleration **	-	-	16	22	22	6
Unclaimed Property	100	-	-	-	-	-
State Disability Fund	-	30	110	-	50	75
Securities Enforcement Collections	-	10	2	-	-	-
Real Estate Guarantee	-	1	-	-	-	-
NJ Redevelopment Authority	-	9	-	-	-	-
Hotel Revenue State Share	-	25	-	-	-	-
Economic Development Authority	-	30	2	2	-	-
Toll Road Revenue TTF	22	22	-	-	-	-
Catastrophic Illness in Children Relief Fund	-	4	-	-	-	-
Drug Enforcement Demand Reduction	4	3	1	2	1	2
Educational Facilities Authority	-	-	2	-	-	-
Federal TANF Balances	70	86	18	-	-	-
VOI/TIS Federal Funds	12	13	-	-	-	-
Cash Management Fund	20	-	-	12	-	-
Free Public Schools	25	-	-	-	-	-
Meadowlands Commission	62	-	-	-	-	-
Sanitary Landfill Contingency	6	6	-	-	-	-
Second Injury Fund	20	-	-	5	-	-
Surplus Lines	43	-	-	-	-	-
UMDNJ Self Insurance Fund	77	-	-	-	-	-
UEZ Balances	37	-	-	-	-	-
Mutual Workers' Compensation Fund	-	-	5	-	-	-
Petroleum Surcharge Fund	-	-	-	5	-	-
PAAD / ADDP Rebate Receivable	-	-	-	56	-	-
PAAD Medicare D Administration	-	-	-	5	-	-
Bond Refinancing	-	-	-	150	-	-
Benefit Enhancement Fund / Pensions	-	126	265	385	-	-
Asset Sales	-	-	-	200	-	-
Human Services-Revenues	-	-	-	4	94	100
Tobacco Settlement Fund	-	-	-	10	13	-
New Home Warranty Security Fund	-	-	-	20	-	-
Phase-out of Casino Comps	-	-	-	43	-	-
Public Records Preservation Fund	-	-	-	5	-	10
G.O. / Bldg. Authority Refinance Savings	-	-	-	266	-	-
Health Benefits / Rx Fund Balance	-	-	-	60	-	-
Health Care Subsidy Fund	-	-	-	-	-	12
Market Transition Facility	-	-	-	-	-	11
Supplemental Workforce Fund	-	-	-	-	-	6
Cigarette Tax Revenue (Non-Pledged)****	-	-	-	-	-	42
Cigarette and MVC Revenues	-	-	-	243	-	-
Tobacco Settlement Debt Restructuring*****	-	-	-	-	-	56
Workforce Development Fund***	-	-	-	-	20	20
<u>Fund Shifts (various)</u>	-	-	-	-	44	-
Total, Dedicated fund Diversions	\$ 3,284	\$ 2,883	\$ 2,607	\$ 1,845	\$ 244	\$ 340
General Fund Surplus *	15	-	463	44	794	947
<u>Deferred Sales Tax Revenue</u>	-	-	-	-	-	650
<b>Grand Total</b>	<b>\$ 3,299</b>	<b>\$ 2,883</b>	<b>\$ 3,070</b>	<b>\$ 1,889</b>	<b>\$ 1,038</b>	<b>\$ 1,937</b>

Comparing Approp. Act to Approp. Act

\* Excluding Property Tax Reserve Fund, FY2007 Approp. Act

\*\* Impact from 4 year vehicle registration

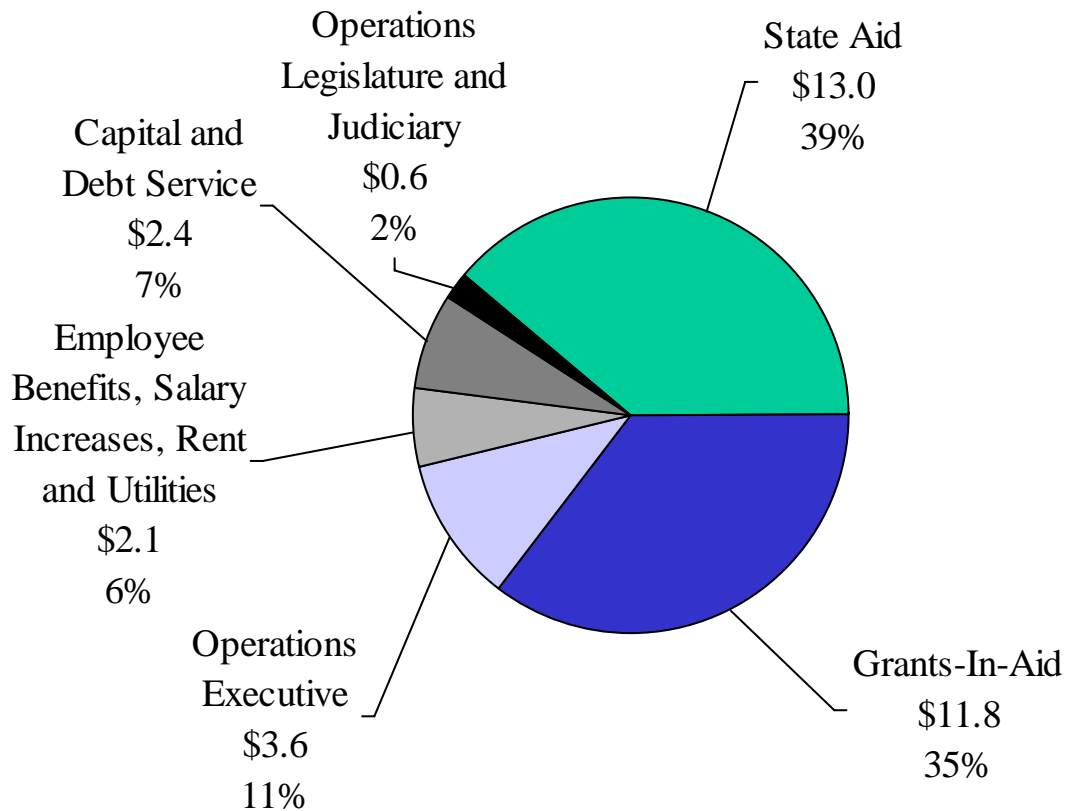
\*\*\* Originally projected as a one-time revenue in FY2007, sustained in FY2008

\*\*\*\* A portion of this revenue is non-recurring and a similar amount does recur each year

# State of New Jersey

## Where Does the Money Go – State Aid and Grants Represent 74% of Budget

(In Billions)



### *74 cents of every dollar goes to Property Tax Relief and Grants in Aid*

**State Aid:** includes Education Aid programs, Municipal Aid, Property Tax Relief programs, General Assistance, and Aid to County Colleges.

**Grant-In-Aid:** includes Property Tax Relief programs, Medicaid, Pharmaceutical Assistance for the Aged and Disabled, Nursing Home and long-term care alternative programs, and support for Higher Education.

**Operations Executive:** includes funding for adult prisons and juvenile facilities, State Police and other Law Enforcement programs, Human Services institutions, Veterans Homes, Children and Families and the Public Advocate Departments.

# State of New Jersey

## ***Property Tax Relief and Mandatory Growth Greater Than Overall Growth***

(In Millions)

Property Tax Relief		\$ 1,908.9
New Credit / Rebate Program		
Homeowners	1,068.7	
Tenants	125.0	
Existing Direct Relief Programs		
Senior and Disabled Property Tax Freeze	26.5	
School Formula Aid	359.0	
Other School Aid	21.7	
Teacher Pension, Social Security and Post Retirement Medical	53.6	
School Construction Debt Service	147.5	
Municipal Aid (1)	79.0	
County Colleges and Psychiatric Hospitals	27.9	
Salary Increase State/Higher Education Employees		248.8
Medicaid/General Assistance Health Care		173.9
Child Welfare Reform		70.1
Employer Taxes (2)		37.7
Employees Pension (2)		33.1
TANF Work Activities and Case Management		28.1
Tuition Aid Grants and NJ STARS I+II		21.8
Correctional Programs		21.8
General Obligation and Other Debt Service		19.3
Early Childhood Intervention		5.0
Statewide Education Assessment		4.4
Enhanced Mental Health Staffing		3.5
Employees Active and Retirees Health Benefits (2)		2.9
Transportation for the Elderly		2.0
		<u>2.0</u>
		<u>\$ 2,581.3</u>

(1) One time \$80m for Special Municipal Aid netted out of base for FY07 - was FY06 cost.

(2) State, Higher Education, County Colleges and Municipalities

# State of New Jersey

## Funding for Property Tax Relief

(In Millions)

	<b>FY2007 Adjusted Approp.</b>	<b>FY2008 Approp. Act</b>	<b>Change \$</b>	<b>%</b>
School Aid	\$ 10,319.1	\$ 10,900.9	\$ 581.8	5.6
Municipal Aid	1,917.5	1,996.5	79.0	4.1
Other Local Aid	814.2	887.0	72.8	8.9
Direct Property Tax Relief	<u>1,740.9</u>	<u>2,991.0</u>	<u>1,250.1</u>	71.8
<b>Total Direct Aid</b>	<b><u>\$ 14,791.7</u></b>	<b><u>\$ 16,775.4</u></b>	<b><u>\$ 1,983.7</u></b>	<b>13.4</b>

# State of New Jersey

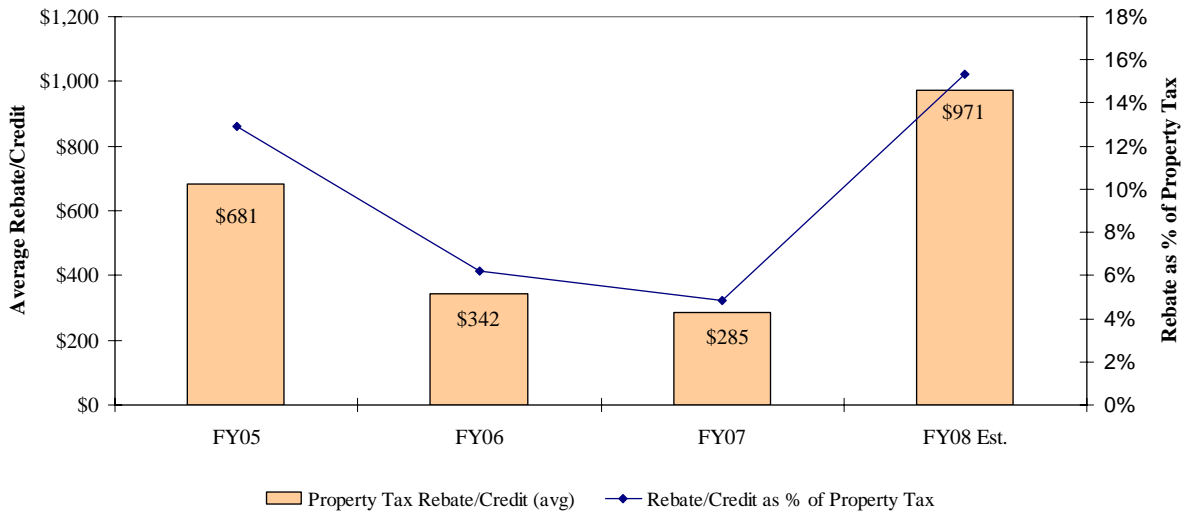
## Direct Property Tax Relief

(In Millions)

	<u>FY2007 Adjusted Approp.</u>	<u>FY2008 Approp. Act</u>	<u>\$ Change</u>
Homestead Property Tax Credits / Rebates for Homeowners	\$931.3	\$2,000.0	\$1,068.7
Homestead Rebates for Tenants	126.0	251.0	125.0
Senior/Disabled Citizens' Property Tax Freeze	126.5	153.0	26.5
Property Tax Deduction Act	458.0	490.0	32.0
Municipal Reimbursement - Veterans' Tax Deductions	76.4	75.0	(1.4)
Municipal Reimbursement - Senior/Disabled Citizens' Tax Deductions	22.7	22.0	(0.7)
<b>Total Direct Property Tax Relief</b>	<u>\$1,740.9</u>	<u>\$2,991.0</u>	<u>\$1,250.1</u>

# State of New Jersey

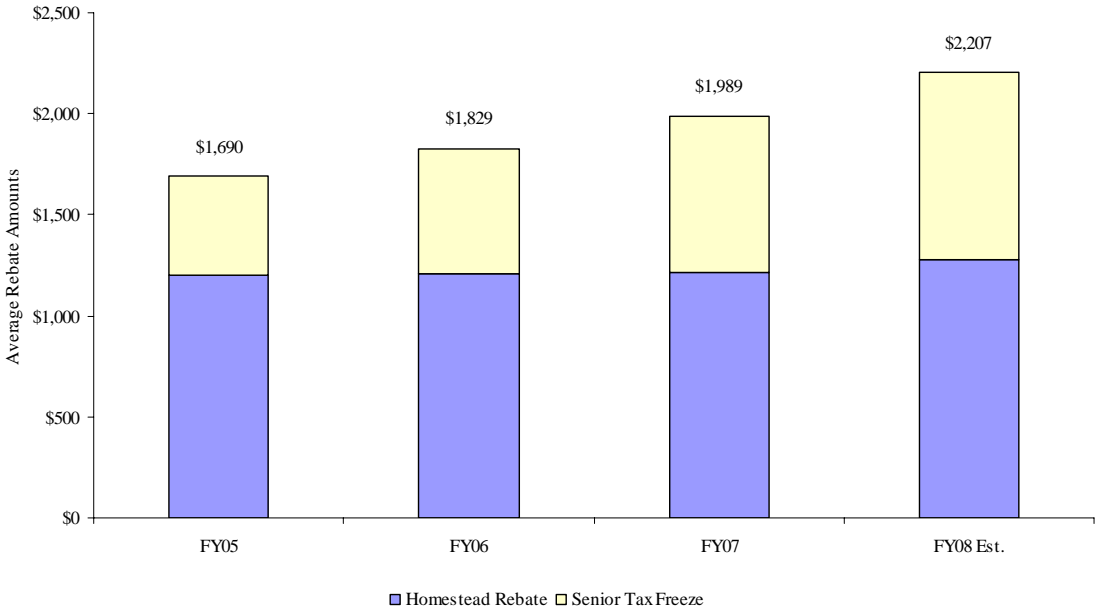
## *Non-Senior Homeowners Benefit From Record High Property Tax Rebates*



Rebates for non-senior homeowners will grow by nearly \$700 on average, outpacing average increases in property taxes and increasing the credit to up to 20% of the property tax bill (15% on average across all income levels).

# State of New Jersey

## Property Tax Relief for Senior Homeowners



The average combined reimbursement for property tax increases to senior homeowners eligible for the Property Tax Freeze program climbed from \$1,690 in fiscal 2005 to an estimated \$2,207 in fiscal 2008, comprising more than one-third of their property tax bill.

# State of New Jersey

## School Aid

(In Millions)

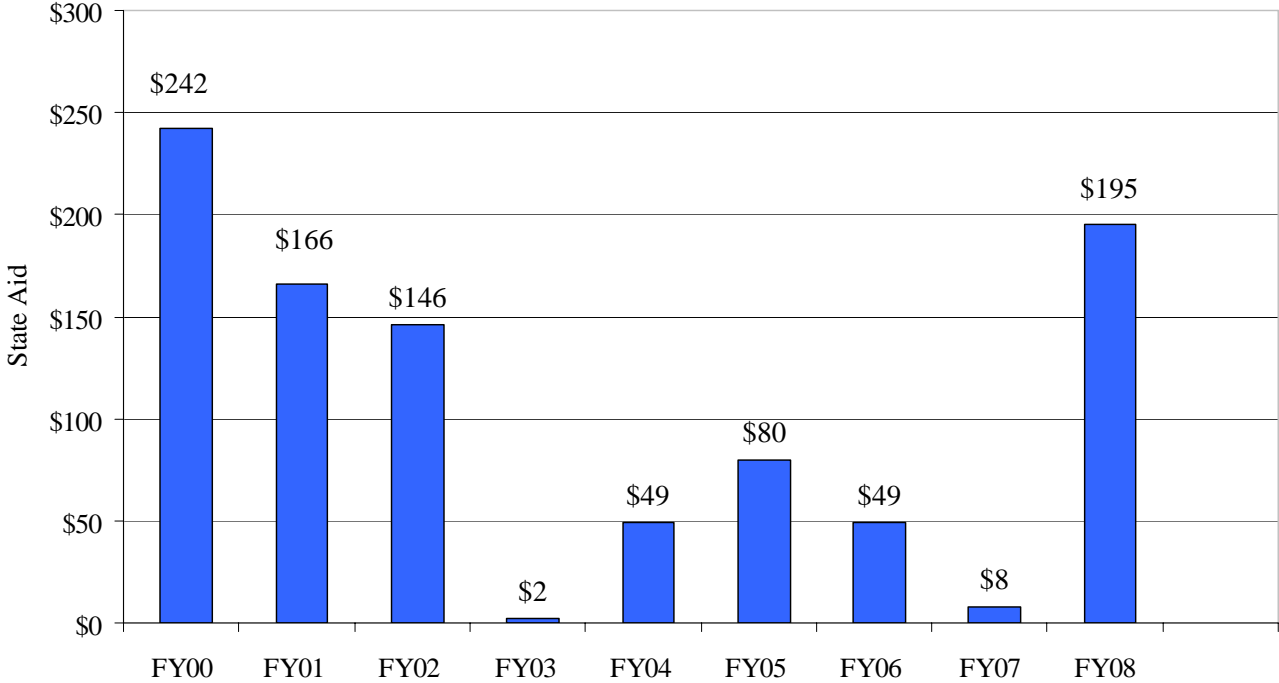
	<u>FY2007 Adjusted Approp.</u>	<u>FY2008 Approp. Act</u>	<u>\$ Change</u>
Formula/Supplemental Programs	\$7,147.8	\$7,403.9	\$256.1
Abbott Preschool Expansion	243.2	246.3	3.1
Targeted- At-Risk- Aid	-	66.8	66.8
Full-Day Kindergarten Supplemental Aid	-	26.2	26.2
Preschool Expansion and Enhancement Grants	-	10.0	10.0
Adult Education Aid	-	10.0	10.0
Other Aid	244.3	248.3	4.0
<b>Total Direct School Aid</b>	<b><u>\$7,635.3</u></b>	<b><u>\$8,011.5</u></b>	<b><u>\$376.2</u></b>
Teachers' Pension and Annuity Fund	\$693.9	\$692.3	(\$1.6)
Post Retirement Medical	721.4	751.1	29.7
Debt Service on Pension Obligation Bonds	95.1	103.5	8.4
Teachers' Social Security	691.8	717.2	25.4
<b>Total Direct State Payments for Education</b>	<b><u>\$2,202.2</u></b>	<b><u>\$2,264.1</u></b>	<b><u>\$61.9</u></b>
School Construction and Renovation Fund	\$364.8	\$512.3	\$147.5
Debt Service Aid	116.8	113.0	(3.8)
<b>Total School Building Aid</b>	<b><u>\$481.6</u></b>	<b><u>\$625.3</u></b>	<b><u>\$143.7</u></b>
<b>Total School Aid</b>	<b><u>\$10,319.1</u></b>	<b><u>\$10,900.9</u></b>	<b><u>\$581.8</u></b>



# State of New Jersey

## *Increases in NJ State Aid for Non-Abbott Districts FY 2000-FY 2008*

(In Millions)



The increase in FY 2008 state aid for non-Abbott school districts is the largest increase since FY

# State of New Jersey

## *Municipal Aid*

(In Millions)

	<u>FY2007 Adjusted Approp.</u>	<u>FY2008 Approp. Act</u>	<u>\$ Change</u>
Consolidated Municipal Property Tax Relief Aid (CMPTRA)	\$ 835.4	\$ 835.4	\$ -
Energy Tax Receipts Property Tax Relief Aid	788.5	788.5	-
Special Municipal Aid	94.7	153.0	58.3
Trenton Capital City Aid	16.5	37.5	21.0
Municipal Efficiency Promotion Aid Program	34.8	34.8	-
Extraordinary Aid	43.0	34.0	(9.0)
2008 Municipal Property Tax Assistance	-	32.6	32.6
Municipal Homeland Security Assistance	32.0	32.0	-
Consolidation Fund / SHARE	4.2	19.2	15.0
Highlands Protection Fund Aid	12.0	12.0	-
Open Space - Payment In Lieu of Taxes (PILOT)	9.5	9.5	-
Regional Efficiency Aid Program (REAP)	11.0	8.0	(3.0)
Municipal Assistance - Legislative Earmarks	<u>35.9</u>	<u>-</u>	<u>(35.9)</u>
<b>Total Direct Municipal Aid</b>	<b><u>\$ 1,917.5</u></b>	<b><u>\$ 1,996.5</u></b>	<b><u>\$ 79.0</u></b>

# State of New Jersey

## Funding for Property Tax Relief

(In Millions)

Programs	FY2007	FY2008	Change	
	Adjusted Approp.	Approp. Act	\$	%
<b>School Aid</b>				
Direct Aid	\$ 7,635.3	\$ 8,011.5	\$ 376.2	4.9
School Building Aid	481.6	625.3	143.7	29.8
Teachers' Retirement Benefits & Social Security	2,202.2	2,264.1	61.9	2.8
<b>Subtotal School Aid</b>	<b>\$ 10,319.1</b>	<b>\$ 10,900.9</b>	<b>\$ 581.8</b>	<b>5.6</b>
<b>Municipal Aid</b>				
Consolidated Municipal Property Tax Relief Aid (CMPTRA)	\$ 835.4	\$ 835.4	\$ -	-
* Energy Tax Receipts Property Tax Relief Aid	788.5	788.5	-	-
Special Municipal Aid	94.7	153.0	58.3	61.6
Trenton Capital City Aid	16.5	37.5	21.0	127.3
Municipal Efficiency Promotion Aid Program	34.8	34.8	-	-
Extraordinary Aid	43.0	34.0	(9.0)	(20.9)
2008 Municipal Property Tax Assistance	-	32.6	32.6	-
Municipal Homeland Security Assistance	32.0	32.0	-	-
Consolidation Fund / SHARE	4.2	19.2	15.0	357.1
Highlands Protection Fund Aid	12.0	12.0	-	-
Open Space - Payments in Lieu of Taxes	9.5	9.5	-	-
Regional Efficiency Aid Program (REAP)	11.0	8.0	(3.0)	(27.3)
Municipal Assistance - Legislative Earmarks	35.9	-	(35.9)	-
<b>Subtotal Municipal Aid</b>	<b>\$ 1,917.5</b>	<b>\$ 1,996.5</b>	<b>\$ 79.0</b>	<b>4.1</b>
<b>Other Local Aid</b>				
County College Aid	\$ 217.6	\$ 231.4	\$ 13.8	6.3
* Transportation Trust Fund - Local Project Aid	175.0	175.0	-	-
Aid to County Psychiatric Hospitals	108.2	122.0	13.8	12.8
Employee Benefits on behalf of Local Governments	93.3	94.3	1.0	1.1
* Urban Enterprise Zones - Sales Tax Dedication	90.0	85.0	(5.0)	(5.6)
County Solid Waste Debt	40.0	35.0	(5.0)	(12.5)
General Assistance Administration	26.0	26.0	-	-
GSPT Supplemental Funding	-	25.0	25.0	-
Library Aid	18.5	18.5	-	-
DCA - Housing and Neighborhood Assistance	16.7	16.7	-	-
911 Enhancement	14.9	14.9	-	-
Presidential Primary	-	10.5	10.5	-
Voter Verified Paper Audit Trail	-	10.0	10.0	-
Spring 2007 Flood Relief	-	8.0	8.0	-
County Prosecutors	8.0	8.0	-	-
County Environmental Health Act	3.5	3.5	-	-
SJPC Property Tax Reserve Fund (PILOT)	2.5	3.2	0.7	28.0
<b>Subtotal Other Local Aid</b>	<b>\$ 814.2</b>	<b>\$ 887.0</b>	<b>\$ 72.8</b>	<b>8.9</b>
<b>Direct Taxpayer Relief</b>				
Homestead Property Tax Credits/Rebates for Homeowners	\$ 931.3	\$ 2,000.0	\$ 1,068.7	114.8
Homestead Rebates for Tenants	126.0	251.0	125.0	99.2
Senior/Disabled Citizens' Property Tax Freeze	126.5	153.0	26.5	20.9
Municipal Reimbursement--Veterans' Tax Deductions	76.4	75.0	(1.4)	(1.8)
Municipal Reimbursement--Senior/Disabled Citizens' Tax Deductions	22.7	22.0	(0.7)	(3.1)
* Property Tax Deduction Act	458.0	490.0	32.0	7.0
<b>Subtotal Direct Taxpayer Relief</b>	<b>\$ 1,740.9</b>	<b>\$ 2,991.0</b>	<b>\$ 1,250.1</b>	<b>71.8</b>
<b>Grand Total - Taxpayer Relief</b>	<b>\$ 14,791.7</b>	<b>\$ 16,775.4</b>	<b>\$ 1,983.7</b>	<b>13.4</b>

\* Not part of State budget

# State of New Jersey

## Higher Education

(In Millions)

	<b>FY2007 Adjusted Approp.</b>	<b>FY2008 Approp. Act</b>	<b>\$ Change</b>
Colleges and Universities			
Senior Public Colleges and Universities	\$ 1,468.5	\$ 1,494.7	\$ 26.2
County Colleges	217.6	231.4	13.8
Independent Colleges and Universities	19.5	20.4	0.9
Student Financial Assistance	<b>250.2</b>	<b>268.3</b>	<b>18.1</b>
Educational Opportunity Fund	<b>40.6</b>	<b>40.6</b>	-
Facility and Capital Improvement Programs	<b>98.5</b>	<b>93.4</b>	<b>(5.1)</b>
Other Programs	<b>18.3</b>	<b>18.1</b>	<b>(0.2)</b>
Total Higher Education	<b>\$ 2,113.2</b>	<b>\$ 2,166.9</b>	<b>\$ 53.7</b>

# State of New Jersey

## Higher Education

(In Millions)

	<b>FY2007 Adjusted Approp.</b>	<b>FY2008 Approp. Act</b>	<b>\$ Change</b>
<b>Senior Public Institutions</b>			
Rutgers University	\$309.4	\$322.1	\$12.7
UMDNJ	220.7	231.1	10.4
NJIT	47.2	48.5	1.3
Thomas Edison State College	6.2	5.9	(0.3)
Rowan University	36.5	38.2	1.7
New Jersey City University	31.0	32.5	1.5
Kean University	39.6	42.0	2.4
William Paterson University	39.0	40.9	1.9
Montclair State University	46.1	48.0	1.9
College of New Jersey	35.0	36.6	1.6
Ramapo College of New Jersey	19.6	20.2	0.6
Richard Stockton College of New Jersey	23.7	24.8	1.1
<b>Subtotal Senior Publics Direct Aid</b>	<b>\$854.0</b>	<b>\$890.8</b>	<b>\$36.8</b>
Senior Publics Salary Funding	---	11.0	11.0
Senior Publics Net Fringe Benefits	614.5	592.9	(21.6)
<b>Total Senior Publics</b>	<b>\$1,468.5</b>	<b>\$1,494.7</b>	<b>\$26.2</b>
<b>County Colleges</b>			
Operating Support <sup>a</sup>	\$155.8	\$163.4	\$7.6
Fringe Benefits	34.2	34.5	0.3
Chapter 12 Debt Service	27.6	33.5	5.9
<b>Total County Colleges</b>	<b>\$217.6</b>	<b>\$231.4</b>	<b>\$13.8</b>
<b>Total Independent Colleges and Universities</b>	<b>\$19.5</b>	<b>\$20.4</b>	<b>\$0.9</b>
<b>Student Financial Assistance</b>			
Tuition Aid Grants (TAG)	\$214.7	\$230.2	\$15.5
Part-time TAG for County Colleges	5.0	5.5	0.5
NJSTARS I & II	8.0	13.8	5.8
EOF Grants and Scholarships	40.6	40.6	---
Loan Forgiveness for Mental Health Workers	3.5	3.5	---
Other Student Aid Programs	19.0	15.3	(3.7)
<b>Total Student Financial Assistance</b>	<b>\$290.8</b>	<b>\$308.9</b>	<b>\$18.1</b>
<b>Other Programs</b>			
Capital Grants and Facilities Support <sup>b</sup>	\$98.5	\$93.4	(\$5.1)
New Jersey Stem Cell Research Institute	5.5	5.5	---
All Other Programs	12.8	12.6	(0.2)
<b>Total Other Programs</b>	<b>\$116.8</b>	<b>\$111.5</b>	<b>(\$5.3)</b>
<b>Grand Total Higher Education</b>	<b>\$2,113.2</b>	<b>\$2,166.9</b>	<b>\$53.7</b>

(a) Includes funding from Supplemental Workforce Fund for Basic Skills of \$14.0 million in FY 2007 and \$20.0 million in FY 2008.

(b) Includes use of off-budget fund balances of \$12 million in FY 2007 and \$1.2 million in FY 2008.

# State of New Jersey

## Total Direct State Services By Department

(In Thousands)

	FY2007		FY2008		Change	
	Adjusted Appropriation		Appropriations Act		\$	%
<b>Chief Executive</b>	\$ 5,056		\$ 5,056		\$ -	-
<b>Agriculture</b>	9,088		9,238		150	1.7
<b>Banking and Insurance</b>	70,311		70,311		-	-
<b>Community Affairs</b>	38,773		38,678		(95)	(0.2)
<b>Corrections</b>	963,938		974,226		10,288	1.1
<b>Education</b>	75,118		76,733		1,615	2.1
<b>Environmental Protection</b>	245,151		240,156		(4,995)	(2.0)
<b>Health &amp; Senior Services</b>	76,587		73,116		(3,471)	(4.5)
<b>Human Services-Other</b>	44,486		44,919		433	1.0
Central Office	17,115		26,036		8,921	52.1
Developmental Disabilities	107,470		104,901		(2,569)	(2.4)
Medical Assistance	25,229		24,249		(980)	(3.9)
Mental Health	281,295		283,070		1,775	0.6
<b>Labor</b>	63,169		63,264		95	0.2
<b>Law &amp; Public Safety</b>	149,066		145,226		(3,840)	(2.6)
State Police	300,478		291,593		(8,885)	(3.0)
Division of Law	17,010		16,010		(1,000)	(5.9)
Juvenile Justice Commission	101,104		99,132		(1,972)	(2.0)
<b>Military &amp; Veterans' Affairs</b>	89,016		89,156		140	0.2
<b>Personnel</b>	22,687		22,437		(250)	(1.1)
<b>Public Advocate</b>	19,202		19,202		-	-
<b>State</b>	13,447		13,902		455	3.4
Public Broadcasting	5,759		5,759		-	-
State Library	4,509		6,509		2,000	44.4
<b>Transportation</b>	99,204		88,712		(10,492)	(10.6)
<b>Treasury</b>	480,256		466,905		(13,351)	(2.8)
<b>Miscellaneous Commissions</b>	1,408		1,444		36	2.6
<b>Total Executive Branch</b>	<u>\$ 3,325,932</u>		<u>\$ 3,299,940</u>		<u>\$ (25,992)</u>	<u>(0.8)</u>
<b>Legislature</b>	\$ 75,080		\$ 74,638		\$ (442)	(0.6)
<b>Judiciary</b>	597,398		594,398		(3,000)	(0.5)
<b>Subtotal Operations-Base</b>	<u>\$ 3,998,410</u>		<u>\$ 3,968,976</u>		<u>\$ (29,434)</u>	<u>(0.7)</u>
<b>Children and Families</b>	\$ 293,103		\$ 309,450		\$ 16,347	5.6
<b>Total Operating Departments</b>	<u>\$ 4,291,513</u>		<u>\$ 4,278,426</u>		<u>\$ (13,087)</u>	<u>(0.3)</u>
<b>Interdepartmental</b>						
Other	\$ 48,107		\$ 23,443		\$ (24,664)	(51.3)
Pension, Health Benefits & PRM	1,306,017		1,365,877		59,860	4.6
Employer Taxes	340,944		379,146		38,202	11.2
Insurance, Utilities, and Other	351,617		325,076		(26,541)	(7.5)
Salary Program	-		212,845		212,845	
<b>Subtotal Interdepartmental</b>	<u>\$ 2,046,685</u>		<u>\$ 2,306,387</u>		<u>\$ 259,702</u>	<u>12.7</u>
<b>Total</b>	<u>\$ 6,338,198</u>		<u>\$ 6,584,813</u>		<u>\$ 246,615</u>	<u>3.9</u>