

*Together, we will set a*

*new course for New*

*Jersey. Together, we*

*to a new course for New*

*ers. Together, we*

*to a new course for*

*ey. Together,*

*ll set a new course for*



## **Summaries of Revenues, Expenditures and Fund Balances**

This section provides an overview of the major revenue assumptions incorporated in the Governor's Budget recommendations. The tables included in this section highlight the State's major revenue sources, such as the income tax, sales tax, corporate tax, etc. and provide projections for the upcoming fiscal year.

# NOTES

## SUMMARIES OF REVENUES, EXPENDITURES AND FUND BALANCES

The basis of budgeting in New Jersey is in accordance with generally accepted accounting principles (GAAP) as it applies to fund financial statements prescribed by the Governmental Accounting Standards Board (GASB) with certain exceptions. GAAP is the same basis utilized in the preparation of the fund financial statements section of the State's audited Comprehensive Annual Financial Report. In accordance with this basis, revenues are estimated and recognized when they can be accrued; that is, when they become both measurable and available to finance expenditures of the fiscal period.

Appropriations are recommended at a level sufficient to recognize all accrued expenditures applicable to the fiscal period. Goods and services delivered during a fiscal period are accrued as expenditures if not actually paid for by year end. Note that the use of the term "expended" to report the most recent actual year activity in this budget is not in strict accordance with GAAP, in that this amount includes encumbrances which under GAAP are reservations of fund balance. In addition, under GAAP certain grants and other financial assistance programs are required to be recorded as revenues and expenditures but are not part of the budget. The schedules and exhibits contained in this section provide both summary and detailed financial information for all funds maintained by the State. Individual funds are grouped into one of the following categories--General State Funds, Special Revenue, Capital Projects, Proprietary, and Private Purpose Trust Funds.

**GENERAL STATE FUNDS** include the General Fund, Property Tax Relief Fund, Casino Revenue Fund, Casino Control Fund, and Gubernatorial Elections Fund.

**The General Fund** is the fund into which all State revenues, not otherwise restricted by statute, are deposited and from which appropriations are made. The largest part of the total financial operations of the State is accounted for in the General Fund. Revenues received from most taxes, federal revenues, and certain miscellaneous revenue items are recorded in the General Fund.

**The Property Tax Relief Fund** accounts for revenues from the New Jersey Gross Income Tax. Revenues realized from the Gross Income Tax are dedicated by the State Constitution. All receipts from taxes levied on personal income of individuals, estates, and trusts must be appropriated exclusively for the purpose of reducing or offsetting property taxes. In addition to the Gross Income Tax, one-half cent of the one cent increase in the sales tax effective July 15, 2006 was dedicated to property tax relief and is part of this fund. This dedication was approved by the voters in a referendum question which appeared on the ballot in November 2006. Annual appropriations are made from the fund, pursuant to formulae established by the Legislature, to individuals, counties, municipalities, and school districts.

**The Casino Revenue Fund** accounts for the taxes imposed on the casinos and other related activities. Appropriations from this fund must be used for reductions in property taxes, utility charges and other specified expenses of eligible senior and disabled citizens.

**The Casino Control Fund** accounts for fees from the issuance and annual renewal of casino licenses, work permit fees, and other license fees. Appropriations are made to fund the operations of the Casino Control Commission and the Division of Gaming Enforcement.

**The Gubernatorial Elections Fund** is used to account for receipts from the one dollar designations on New Jersey Gross Income Tax returns. When indicated by the taxpayer, one dollar of the tax is reserved from gross income tax revenues (Property Tax Relief Fund) and credited to the Gubernatorial Elections Fund. These funds are available for appropriations pursuant to the New Jersey Campaign Contributions and Expenditures Reporting Act, as amended.

**SPECIAL REVENUE FUNDS** account for resources legally restricted to expenditure for specified current operating purposes. (While the Property Tax Relief, Casino Revenue, Casino Control, and Gubernatorial Elections Funds actually fall into this category, they are included under General State Funds as they make up an integral portion of the State's Annual Budget).

**CAPITAL PROJECTS FUNDS** account for financial resources used for the acquisition or construction of major capital facilities for State use.

**PROPRIETARY FUNDS** are used to report any activity for which a fee is charged to external users for goods and services. Activities are required to be reported as proprietary funds if laws or regulations require that the activity's cost of providing services be recovered with fees and charges.

**PRIVATE PURPOSE TRUST FUNDS** account for all trust fund arrangements for which principal and income benefit individuals, private organizations, or other governments.

The schedule on the following page displays the information for the State's fiscal years ending June 30.

# REVENUES & EXPENDITURES

## COMBINED SUMMARY - ALL FUNDS REVENUES, EXPENDITURES AND FUND BALANCES (thousands of dollars)

	-----Fiscal Year Ending June 30-----		
	2007 Actual	2008 Estimated	2009 Estimated
Beginning Balances July 1			
General State Funds	\$ 3,065,823	\$ 4,062,706	\$ 2,908,092
Special Revenue, Capital Projects, Proprietary, and Private Purpose Trust Funds	5,323,101	5,396,404	5,351,902
<b>Total Beginning Balances</b>	<b>8,388,924</b>	<b>9,459,110</b>	<b>8,259,994</b>
Revenues			
General State Funds	45,336,650	46,804,127	47,242,017
Special Revenue, Capital Projects, Proprietary, and Private Purpose Trust Funds	7,050,057	7,039,751	7,206,430
<b>Total</b>	<b>52,386,707</b>	<b>53,843,878</b>	<b>54,448,447</b>
<i>Less: Interfund Transfers</i>	<i>(1,988,206)</i>	<i>(2,234,575)</i>	<i>(1,998,377)</i>
<b>Net Revenues</b>	<b>58,787,425</b>	<b>61,068,413</b>	<b>60,710,064</b>
Other Adjustments			
General State Funds	(22,786)	492,909	---
Special Revenue, Capital Projects, Proprietary, and Private Purpose Trust Funds	---	240,000	---
<b>Total Other Adjustments</b>	<b>(22,786)</b>	<b>732,909</b>	<b>---</b>
<b>Net Available</b>	<b>58,764,639</b>	<b>61,801,322</b>	<b>60,710,064</b>
Expenditures			
General State Funds	44,316,981	48,451,650	47,742,017
Special Revenue, Capital Projects, Proprietary, and Private Purpose Trust Funds	5,195,989	5,378,324	5,534,894
<b>Total</b>	<b>49,512,970</b>	<b>53,829,974</b>	<b>53,276,911</b>
<i>Less: Interfund Transfers</i>	<i>(207,441)</i>	<i>(288,646)</i>	<i>(173,711)</i>
<b>Net Expenditures</b>	<b>49,305,529</b>	<b>53,541,328</b>	<b>53,103,200</b>
Ending Balances June 30			
General State Funds	4,062,706	2,908,092	2,408,092
Special Revenue, Capital Projects, Proprietary, and Private Purpose Trust Funds	5,396,404	5,351,902	5,198,772
<b>Total Ending Balances</b>	<b>\$ 9,459,110</b>	<b>\$ 8,259,994</b>	<b>\$ 7,606,864</b>

# REVENUES & EXPENDITURES

## SUMMARY ESTIMATED REVENUES, EXPENDITURES AND FUND BALANCES

(thousands of dollars)

----- Fiscal Year Ending June 30 -----

	<b>2008</b>	<b>2009</b>
	<b>Estimated</b>	<b>Estimated</b>
Beginning Balances July 1		
Undesignated Fund Balances		
General Fund . . . . .	\$ 1,410,354	\$ 951,118
Surplus Revenue Fund . . . . .	484,565	481,398
Property Tax Relief Fund . . . . .	690,723	---
Gubernatorial Elections Fund . . . . .	553	1,253
Casino Control Fund . . . . .	1,488	300
Casino Revenue Fund . . . . .	1,000	---
<b>Total Undesignated Fund Balances</b> . . . . .	<b>2,588,683</b>	<b>1,434,069</b>
State Revenues		
General Fund . . . . .	18,639,289	18,410,338
Property Tax Relief Fund . . . . .	12,845,593	13,556,600
Gubernatorial Elections Fund . . . . .	700	700
Casino Control Fund . . . . .	74,251	75,139
Casino Revenue Fund . . . . .	411,983	425,826
<b>Total State Revenues</b> . . . . .	<b>31,971,816</b>	<b>32,468,603</b>
Other Adjustments		
General Fund		
Balances lapsed . . . . .	285,090	---
From/(To) Property Tax Relief Fund . . . . .	29,857	---
From/(To) Surplus Revenue Fund . . . . .	3,167	100
From/(To) Gubernatorial Elections Fund . . . . .	---	(3,127)
From/(To) Long Term Obligation and Capital Expenditure Reserve . . . . .	---	(334,069)
Property Tax Relief Fund		
From/(To) General Fund . . . . .	(29,857)	---
Balances lapsed . . . . .	207,819	---
Surplus Revenue Fund		
From/(To) General Fund . . . . .	(3,167)	(100)
Gubernatorial Elections Fund		
From/(To) General Fund . . . . .	---	3,127
Long Term Obligation and Capital Expenditure Reserve		
From/(To) General Fund . . . . .	---	334,069
<b>Total Other Adjustments</b> . . . . .	<b>492,909</b>	<b>---</b>
<b>Total Available</b> . . . . .	<b>35,053,408</b>	<b>33,902,672</b>
Appropriations		
General Fund . . . . .	19,416,639	18,905,658
Property Tax Relief Fund . . . . .	13,714,278	13,556,600
Gubernatorial Elections Fund . . . . .	---	5,080
Casino Control Fund . . . . .	75,439	75,439
Casino Revenue Fund . . . . .	412,983	425,826
<b>Total Appropriations</b> . . . . .	<b>33,619,339</b>	<b>32,968,603</b>
Ending Balances June 30		
Undesignated Fund Balances		
General Fund . . . . .	951,118	118,702
Surplus Revenue Fund . . . . .	481,398	481,298
Property Tax Relief Fund . . . . .	---	---
Gubernatorial Elections Fund . . . . .	1,253	---
Casino Control Fund . . . . .	300	---
Casino Revenue Fund . . . . .	---	---
Long Term Obligation and Capital Expenditure Reserve . . . . .	---	334,069
<b>Total Undesignated Fund Balances</b> . . . . .	<b>\$ 1,434,069</b>	<b>\$ 934,069</b>

**Revenue Forecasts**

***Fiscal 2009 Revenue Projections***

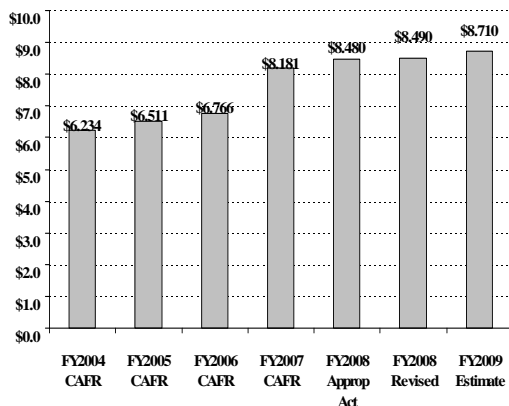
Total revenues for fiscal 2009 are expected to be \$32.5 billion, which is \$497 million or approximately 1.6% above the revised fiscal 2008 anticipated levels. Base revenues are expected to grow moderately in fiscal 2009. Most economic indicators for the nation and New Jersey are projected to be softer in 2008 than they were in 2007, but show some improvement in 2009.

***Sales Tax***

The forecast of \$8.7 billion in Sales Tax revenue for fiscal 2009 is an increase of \$220 million over the revised fiscal 2008 level. The basic underlying growth rate of 2.5% reflects anticipated slower growth in wages and business investment in calendar years 2008 and 2009.

***SALES TAX***

(In Billions)



FY2007 had a change in tax policy.  
 - increase in Sales Tax rate from 6% to 7%  
 - broadened Sales Tax base

Sales Tax excludes the tax on energy  
 CAFR – Comprehensive Annual Financial Report

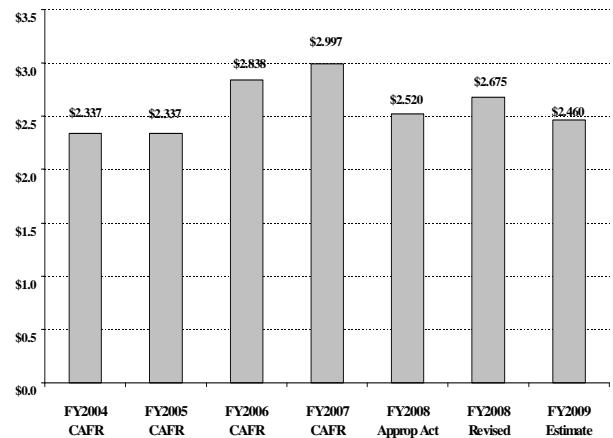
***Corporation Business Tax***

The fiscal 2009 Corporation Business Tax (CBT) revenue forecast of \$2.5 billion represents a decrease of \$215 million (8%), compared with the revised

fiscal 2008 level. This net downward revision is the result of losses due to: the expiration of the Alternative Minimum Assessment or AMA (-\$76 million); and fully phasing-in full net operating loss (NOL) deductibility (-\$20 million). It also assumes slower growth in payments for calendar year 2008 associated with the anticipated slowdown in corporate pre-tax profit growth. Pre-tax profit growth is projected around 4% for 2007, followed by a 15% decline in 2008.

***CORPORATION BUSINESS TAX***

(In Billions)



Corporation Business Tax excludes the tax on energy  
 CAFR – Comprehensive Annual Financial Report

***Gross Income Tax***

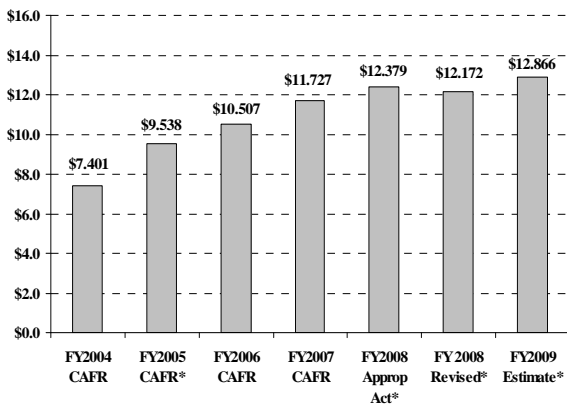
The fiscal 2009 forecast of \$12.9 billion is an increase of \$694 million over the revised fiscal 2008 level. This forecast includes a \$60 million decline, to take into account the expansion of the New Jersey Earned Income Tax Credit (EITC). The basic underlying growth rate of 5.6% over the revised fiscal 2008 level reflects the weakening income growth trends and the probability of a softer financial market. New Jersey Total Income, which is the tax base, increased by 9.6% and 7.7% in tax years 2005 and 2006, respectively. The tax base is projected to grow by 5.9% in tax year 2007 and 1.9% in tax year 2008,

reflecting the outlook for personal income anticipated by a number of independent economic forecasting services. Households reporting over \$100,000 in total income account for almost 85% of the income tax revenue. Growth in income for these households is expected to increase 9.7% in tax year 2007; followed by a slowdown to around 3% in tax year 2008 before improving to around 7.5% in tax year 2009. These increases are well below the double-digit average annual growth rate of 13% experienced in the 2004-2006 expansionary period, following the last economic recession.

The eligibility requirements for the New Jersey EITC have changed-- beginning with tax year 2007 the benefits are available to all taxpayers who are eligible for the federal credit. The percentage used to calculate the expanded NJEITC program was increased from 20% in tax year 2007 to 22.5% of the applicant's federal earned income tax credit for tax year 2008. This is slated to increase further to 25% of the federal earned income credit for tax year 2009 and beyond.

### **GROSS INCOME TAX**

(In Billions)



\*These revenues include changes in tax policy.  
 FY 2005 – Tax rate increase on incomes of \$500,000 or greater  
 FY 2008 – EITC Expansion (AA - \$36 million; Revised - \$40 million)  
 FY 2009 – EITC Expansion (\$60 million)

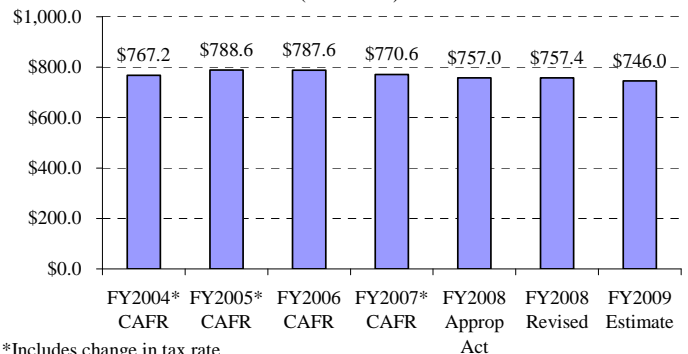
CAFR – Comprehensive Annual Financial Report

### **Cigarette Tax**

For fiscal 2009, the gross cigarette tax collections are estimated to be \$746 million. This estimate assumes an approximate 1.5% decline in consumption from the revised fiscal 2008 estimate for gross collections. From the fiscal 2009 gross collections, \$370 million

is dedicated to the Health Care Subsidy Fund to assist hospitals with charity care and other uncompensated care disproportionate share payments. Also, \$148 million has been pledged to bondholders with the issuance of the Cigarette Tax Revenue Bonds, Series 2004. The remaining funds of \$228 million are available to support the General Fund.

### **CIGARETTE TAX GROSS COLLECTIONS** (In Millions)

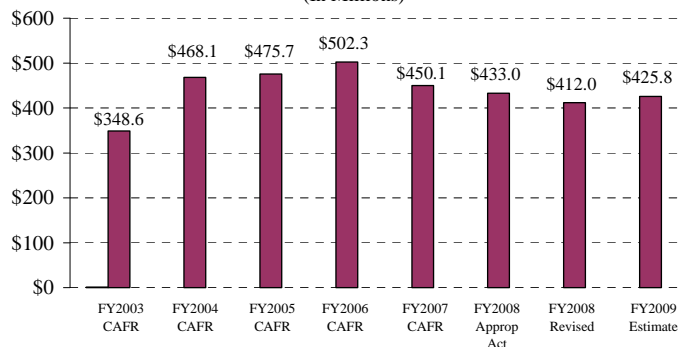


\*Includes change in tax rate.  
 CAFR - Comprehensive Annual Financial Report

### **Casino Revenue**

The fiscal 2009 Casino Revenue forecast of \$426 million represents an increase of \$14 million over the revised fiscal 2008 level. Fiscal 2008 has been revised downward from \$433 million anticipated at the time of the FY2008 Appropriations Act to \$412 million. The decline in casino revenue for fiscal 2008 is primarily due to increased regional slot machine competition; the partial smoking ban; a statutory reduction in the Comp Tax; and a reduction in Room Fees, due to debt service requirements on bonds supported by Room Fees. For fiscal 2009, there are three major hotel expansions that are expected to boost room capacity and casino revenues.

### **CASINO REVENUE** (In Millions)



# REVENUES & EXPENDITURES

---

## STATEMENT OF ESTIMATED REVENUES AND EXPENDITURES

A description of the major categories of anticipated revenue sources within the five funds and a description of the principal taxes are discussed in the following.

### GENERAL FUND

#### Major Taxes

The Major Taxes category is composed of thirteen taxes or fees which are levied within the State. The majority of the revenue is generated from the sale and use of goods and services; general business taxes, which are received from various corporations; motor vehicle fees; and other excise taxes. A description of principal sources, all raising more than \$200 million, follows:

The Sales and Use Tax Act imposes a tax on receipts from retail sale, rental or use of tangible personal property; retail sale of producing, fabricating, processing, installing, maintaining, repairing, storing and servicing tangible personal property; certain advertising services; sales of restaurant meals; rental of hotel and motel rooms; telecommunications; alcohol; cigarettes; non-prescription drugs; soaps and detergents; disposable paper products; and certain admission charges. Sales of food, clothing, and personal and business services not specifically enumerated in the law are exempt. A tax rate increase of 1% from 6% to 7% was effective beginning July 15, 2006. Of the one cent increase, one-half cent was dedicated to property tax relief. In addition to the tax rate increase, there was an expansion of the sales tax base effective October 1, 2006.

The Corporation Business Tax imposes a franchise tax for the privilege of having or exercising a corporate charter or doing business, employing or owning capital or property, or maintaining an office in New Jersey. The corporate tax or alternative minimum assessment is applicable to every corporation not expressly exempted and may be affected by certain phase out provisions under the alternative minimum assessment. There is a 4.0% surcharge on all corporations for privilege periods ending on or after July 1, 2006 but before July 1, 2009.

The Motor Fuels Tax applies to sales of gasoline, diesel fuel, or liquified petroleum gas and compressed natural gas used in motor vehicles on public highways. The tax is \$.105 per gallon for gasoline and \$.135 per gallon for diesel fuel, and half the gasoline rate for other gases.

The Cigarette Tax is imposed at a rate per cigarette. The tax is collected primarily from licensed distributors who receive the cigarettes directly from out-of-state manufacturers.

The Insurance Premium Tax applies to premiums collected on insurance risks by every insurance company transacting business in New Jersey. The tax base is gross contract premiums less specified deductions.

The Transfer Inheritance Tax applies to the transfer of personal property and New Jersey real property in estates. The tax rates depend on the amount received and the relationship between the decedent and the beneficiary. No tax is imposed on immediate family or spouses.

The Motor Vehicle Fees include automobile and truck registrations, drivers' licenses, and miscellaneous fees collected by the Motor Vehicle Commission.

The Petroleum Products Gross Receipts Tax is imposed on all companies engaged in the refining/distribution of petroleum products in the State. It only applies to the first sale (not exports) of petroleum products in the State.

The Realty Transfer Fee is imposed upon the recording of deeds evidencing transfers of title to real property in the State of New Jersey and is calculated based on the amount of consideration paid.

#### Miscellaneous Taxes, Licenses, and Other Departmental Fees

This category includes revenues received by the various State agencies. Typical items include license and inspection fees, recreation and boating fees, institutional and patient fees, investment earnings, and other similar items.

#### Interfund Transfers

The Interfund Transfer category includes monies which were received into various capital projects, special revenue, proprietary, and private purpose trust funds because of legal or statutory requirements, and then subsequently transferred into the General Fund as anticipated revenue for expenditure purposes. Included in these types of revenue are the monies received by the State Lottery and interest earned on investment of bond funds.

### PROPERTY TAX RELIEF FUND

The Gross Income Tax is a graduated tax levied on gross income earned or received by New Jersey resident and non-resident individuals, estates and trusts. All monies in the fund must be appropriated exclusively for reducing or offsetting property taxes. In addition to the Gross Income Tax, one-half cent of the one cent increase in the sales tax effective July 15, 2006 was dedicated to property tax relief and is a part of this fund.

### GUBERNATORIAL ELECTIONS FUND

A taxpayer can voluntarily indicate that \$1 of income tax can be set aside into this special fund. Such monies are used to finance a portion of the expenses of gubernatorial primary and general elections.

### CASINO REVENUE FUND

An 8 percent tax on the gross revenue of all casinos is deposited into the Casino Revenue Fund. In addition, there are four other taxes/fees imposed as follows: Casino Complimentary Tax, Casino Room Fee, Progressive Slot Tax, and Casino Parking Tax. All monies in this fund must be used for reduction in property taxes, and utility and rental charges of eligible disabled and senior citizens.

### CASINO CONTROL FUND

License fees for the issuance of annual renewal of casino licenses, slot machines, non-refundable deposits for each application for a license, and fees for the issuance of various work permits are deposited into the Casino Control Fund. Such revenues are used to support the operation of the Casino Control Commission and the Division of Gaming Enforcement.



# REVENUES & EXPENDITURES

## SCHEDULE 1 STATE REVENUES (thousands of dollars)

	-----Fiscal Year Ending June 30-----		
	2007	2008	2009
	Actual	Estimated	Estimated
<b>Major Taxes:</b>			
Sales .....	8,609,639	8,971,600	9,222,099
Less: Sales Tax Dedication .....	(649,324)	(674,000)	(691,000)
Corporation Business .....	3,084,921	2,752,200	2,549,000
Transfer Inheritance .....	604,700	664,600	664,600
Motor Fuels .....	561,519	563,000	564,500
Insurance Premium .....	448,242	466,000	466,000
Motor Vehicle Fees .....	413,401	413,694	406,725
Realty Transfer .....	393,835	377,300	377,300
Petroleum Products Gross Receipts .....	232,442	231,200	230,000
Cigarette .....	206,088	237,130	227,992
Corporation Banks and Financial Institutions .....	123,007	132,600	132,600
Alcoholic Beverage Excise .....	92,293	92,500	92,600
Tobacco Products Wholesale Sales .....	13,746	14,400	14,700
Public Utility Excise (Reform) .....	10,752	10,751	10,751
<i>Total Major Taxes</i> .....	<i>14,145,261</i>	<i>14,252,975</i>	<i>14,267,867</i>
<b>Miscellaneous Taxes, Fees, and Revenues:</b>			
Executive Branch--			
Department of Agriculture:			
Animal Disease Control .....	99	---	---
Environmental Services .....	4	---	---
Fertilizer Inspection Fees .....	510	366	366
Garden State Farmland Preservation Fund .....	670	---	---
Milk Control Licenses and Fees .....	664	---	---
Miscellaneous Revenue .....	431	7	7
	2,378	373	373
Department of Banking and Insurance:			
Actuarial Services .....	80	55	55
Bank Assessments .....	9,860	9,800	9,800
Banking - Examination Fees .....	856	---	---
Banking - Licenses and Other Fees .....	4,889	3,250	3,250
FAIR Act Administration .....	22,131	19,000	19,000
Fraud Fines .....	1,547	2,000	2,000
HMO Covered Lives .....	1,819	1,595	1,595
Insurance - Examination Billings .....	2,093	2,500	2,500
Insurance - Special Purpose Assessment .....	13,563	14,000	14,000
Insurance Fraud Prevention .....	33,384	33,000	33,000
Insurance Licenses and Other Fees .....	33,345	26,480	25,480
Public Adjusters Licenses .....	118	---	---
Real Estate Commission .....	10,379	6,500	10,000
	134,064	118,180	120,680
Department of Children and Families:			
Child Care Licensing/Adoption Law .....	349	350	350
Marriage License Fees .....	1,308	1,309	1,309
	1,657	1,659	1,659
Department of Community Affairs:			
Affordable Housing and Neighborhood Preservation - Fair Housing .....	22,500	20,975	20,975
Boarding Home Fees .....	673	---	---
Construction Fees .....	19,051	15,954	15,954
Divorce Filing Fees .....	1,571	1,500	1,500
Fire Safety .....	26,083	16,067	16,067
Housing Inspection Fees .....	12,168	8,927	8,927
Miscellaneous Revenue .....	104	---	---
NJ Meadowlands Commission .....	300	---	---
Planned Real Estate Development Fees .....	2,337	828	828
Truth In Renting .....	173	---	---
	84,960	64,251	64,251
Department of Corrections:			
Miscellaneous Revenue .....	139	---	---

# REVENUES & EXPENDITURES

## SCHEDULE 1 STATE REVENUES (thousands of dollars)

	-----Fiscal Year Ending June 30-----		
	2007 Actual	2008 Estimated	2009 Estimated
Department of Education:			
Audit Recoveries .....	622	1,500	425
Audit of Enrollments .....	222	136	135
Local School District Loan Recoveries - NJEDA .....	8,100	7,009	6,078
Nonpublic Schools Handicapped and Auxiliary Recoveries .....	12,424	4,000	4,000
Nonpublic Schools Textbook Recoveries .....	1,452	1,200	1,200
School Construction Inspection Fees .....	1,734	585	530
State Board of Examiners .....	5,553	4,800	4,800
	<u>30,107</u>	<u>19,230</u>	<u>17,168</u>
Department of Environmental Protection:			
Air Pollution Fees - Minor Sources .....	6,036	6,300	6,300
Air Pollution Fees - Title V Operating Permits .....	14,244	13,100	10,700
Air Pollution Fines .....	4,324	2,800	2,800
Clean Water Enforcement Act .....	3,669	1,510	2,000
Coastal Area Facility Review Act .....	2,484	2,100	2,100
Endangered Species Tax Checkoff .....	219	158	158
Environmental Infrastructure Financing Program Administrative Fee .....	6,200	5,000	5,000
Excess Diversion .....	223	366	230
Freshwater Wetlands Fees .....	4,040	4,258	4,258
Freshwater Wetlands Fines .....	829	200	300
Garden State Green Acres Preservation Trust Fund .....	105	---	---
Hazardous Discharge Site Cleanup .....	7,757	---	---
Hazardous Waste Fees .....	1,873	3,873	3,949
Hazardous Waste Fines .....	889	700	700
Highlands Permitting .....	584	426	426
Hunters' and Anglers' Licenses .....	12,398	11,000	11,000
Industrial Site Recovery Act .....	613	738	1,045
Laboratory Certification Fees .....	821	830	2,400
Laboratory Certification Fines .....	65	80	80
Lake Restoration Fund .....	214	---	---
Marina Rentals .....	1,331	885	885
Marine Lands - Preparation and Filing Fees .....	3,048	159	159
Medical Waste .....	4,367	4,400	4,400
Miscellaneous Revenue .....	19	---	---
New Jersey Pollutant Discharge Elimination System/Stormwater Permits .....	19,156	16,700	16,700
New Jersey Spill Compensation Fund .....	7,506	---	---
Parks Management Fees and Permits .....	5,468	4,300	4,300
Parks Management Fines .....	124	135	140
Pesticide Control Fees .....	4,405	4,400	4,400
Pesticide Control Fines .....	131	80	80
Pollution Prevention Fund .....	137	---	---
Radiation Protection Fees .....	4,934	3,858	6,104
Radiation Protection Fines .....	88	90	90
Radon Testers Certification .....	252	280	280
Shellfish and Marine Fisheries .....	7	7	7
Solid Waste - Utility Regulation Assessments .....	5,168	3,100	3,100
Solid Waste Fines .....	517	650	650
Solid Waste Management Fees .....	9,962	7,482	9,900
Solid and Hazardous Waste Disclosure .....	305	---	---
Spring Meadow Golf Course .....	222	250	250
Stream Encroachment .....	4,757	3,710	3,710
Toxic Catastrophe Prevention Fees .....	1,442	1,555	1,615
Toxic Catastrophe Prevention Fines .....	3	75	50
Treatment Works Approval .....	2,204	1,780	1,780
Underground Storage Tanks Fees .....	1,005	1,200	1,200
Water Allocation .....	4,906	2,050	2,050
Water Supply Fund .....	168	---	---
Water Supply Management Regulations .....	2,062	1,700	1,700
Water/Wastewater Operators Licenses .....	208	210	210
Waterfront Development Fees .....	2,795	2,931	2,931
Waterfront Development Fines .....	5	15	10
Well Permits/Well Drillers/Pump Installers Licenses .....	1,286	1,100	1,100
Wetlands .....	143	44	44
Worker Community Right to Know - Fees .....	217	---	---
Worker Community Right to Know - Fines .....	54	60	60
	<u>155,989</u>	<u>116,645</u>	<u>121,351</u>

# REVENUES & EXPENDITURES

## SCHEDULE 1 STATE REVENUES (thousands of dollars)

	-----Fiscal Year Ending June 30-----		
	2007	2008	2009
	Actual	Estimated	Estimated
Department of Health and Senior Services:			
Admission Charge Hospital Assessment .....	6,000	6,000	6,000
Autism Medical Research .....	3,798	---	---
Clinical Laboratory .....	679	---	---
Consumer Health Penalties .....	5,328	---	---
Health Care Reform .....	1,200	1,200	1,200
Licenses, Fines, Permits, Penalties and Fees .....	7,621	790	790
Miscellaneous Revenue .....	10,892	400	400
Pharmaceutical Assistance to the Aged - Recoveries .....	528	---	---
	36,046	8,390	8,390
Department of Human Services:			
Commission for the Blind .....	718	---	---
Early Periodic Screening, Diagnosis and Treatment .....	2,164	1,800	---
Family Care II .....	256	---	---
General Assistance Prescription Drug Rebates .....	3,000	---	---
Interim Assistance .....	461	---	---
Medicaid Uncompensated Care - Acute .....	146,716	274,858	274,622
Medicaid Uncompensated Care - Mental Health .....	38,689	39,798	37,075
Medicaid Uncompensated Care - Psychiatric .....	189,674	178,685	178,685
Medical Assistance - Federal Match on PAAD/Medicaid Dual Eligibles .....	1,879	---	---
Medical Assistance - Recoveries .....	1,098	---	---
Miscellaneous Federal Revenue Initiatives .....	44	---	---
Miscellaneous Revenue .....	1,667	1,500	1,500
Patients' and Residents' Cost Recovery - Developmental Disability .....	17,107	18,366	18,412
Patients' and Residents' Cost Recovery - Psychiatric Hospitals .....	71,016	71,261	73,611
Payments for Medical Assistance Recipients - Prescription Drugs .....	120,000	---	---
Purchased Institutional Care .....	1,011	---	---
	595,500	586,268	583,905
Department of Labor and Workforce Development:			
Miscellaneous Revenue .....	132	155	155
New Jersey Workforce Development Partnership Fund - WDP Program .....	1,915	---	---
New Jersey Workforce Development Partnership Fund - Work First NJ .....	25,500	---	---
Special Compensation Fund .....	2,088	1,778	1,778
State Disability Benefits Fund .....	10,179	---	---
Urban Enterprise Zone Administration Cost .....	57	---	---
Workers' Compensation Assessment .....	19,919	13,009	13,009
Workplace Standards - Licenses, Permits and Fines .....	12,631	4,720	4,720
	72,421	19,662	19,662
Department of Law and Public Safety:			
Beverage Licenses .....	9,487	3,960	3,960
Charities Registration Section .....	1,744	695	695
Consumer Affairs .....	6,316	---	---
Controlled Dangerous Substances .....	722	100	100
EDA School Construction Recoveries .....	499	499	166
Forfeiture Funds .....	250	250	---
General Client Services .....	35,893	---	---
Legal Services .....	27,162	---	---
Legalized Games of Chance Control .....	1,879	1,200	1,200
Miscellaneous Revenue .....	1,419	50	55
New Jersey Cemetery Board .....	218	111	22
New Jersey Emergency Medical Service Helicopter Response Program .....	21,000	---	---
Pleasure Boat Licenses .....	2,102	3,000	2,102
Private Employment Agencies .....	763	258	258
Retired Officer Handgun Permit .....	209	---	---
Securities Enforcement .....	17,488	8,994	8,994
State Board of Architects .....	962	450	360
State Board of Audiology and Speech-Language Pathology Advisory .....	79	270	14
State Board of Certified Psychoanalysts .....	---	40	---
State Board of Certified Public Accountants .....	841	42	850
State Board of Chiropractors .....	241	545	72
State Board of Cosmetology and Hairstyling .....	6,158	970	2,398
State Board of Court Reporting .....	57	122	5
State Board of Dentistry .....	801	1,650	180
State Board of Electrical Contractors .....	335	120	684
State Board of Marriage Counselor Examiners .....	963	93	362
State Board of Master Plumbers .....	920	45	283
State Board of Medical Examiners .....	20,290	2,710	4,403

# REVENUES & EXPENDITURES

## SCHEDULE 1 STATE REVENUES (thousands of dollars)

	-----Fiscal Year Ending June 30-----		
	2007	2008	2009
	Actual	Estimated	Estimated
State Board of Mortuary Science .....	611	225	191
State Board of Nursing .....	11,029	6,450	4,114
State Board of Occupational Therapists and Assistants .....	76	24	13
State Board of Ophthalmic Dispensers and Ophthalmic Technicians .....	113	242	11
State Board of Optometrists .....	826	18	239
State Board of Orthotics and Prosthetics .....	84	5	33
State Board of Pharmacy .....	3,067	450	1,195
State Board of Physical Therapy .....	215	301	20
State Board of Polysomnography .....	---	50	50
State Board of Professional Engineers and Land Surveyors .....	838	960	225
State Board of Professional Planners .....	61	215	117
State Board of Psychological Examiners .....	895	60	256
State Board of Public Movers and Warehousemen .....	275	---	---
State Board of Real Estate Appraisers .....	369	410	78
State Board of Respiratory Care .....	80	301	22
State Board of Social Workers .....	1,792	120	633
State Board of Veterinary Medical Examiners .....	567	42	211
State Police - Fingerprint Fees .....	18,181	3,694	3,694
State Police - Nuclear Facilities Security Detail .....	---	3,200	1,600
State Police - Other Licenses .....	266	227	250
State Police - Private Detective Licenses .....	454	220	220
Victim and Witness Advocacy Fund .....	1,128	---	---
Victims of Violent Crime Compensation .....	8,066	3,930	430
Weights and Measures - General .....	4,028	2,612	2,612
	<u>211,819</u>	<u>49,930</u>	<u>43,377</u>
Department of Military and Veterans' Affairs:			
Miscellaneous Revenue .....	3,170	---	---
Nuclear Facilities Security Detail .....	---	5,860	2,930
Soldiers' Homes .....	33,953	37,588	38,962
	<u>37,123</u>	<u>43,448</u>	<u>41,892</u>
Department of Personnel:			
Examination Fees .....	1,155	---	---
Human Resource Development Institute .....	2,576	---	---
	<u>3,731</u>	<u>---</u>	<u>---</u>
Department of the Public Advocate:			
Licenses, Fines, Permits, Penalties and Fees .....	5	---	---
Office of Dispute Settlement Mediation .....	44	100	50
Rate Counsel .....	7,288	7,449	6,749
	<u>7,337</u>	<u>7,549</u>	<u>6,799</u>
Department of State:			
Governor's Teaching Scholars Program Loan Repayment .....	80	54	50
Miscellaneous Revenue .....	152	8	8
New Jersey World Trade Center Scholarship Program .....	10	---	---
	<u>242</u>	<u>62</u>	<u>58</u>
Department of Transportation:			
Air Safety Fund .....	1,921	965	965
Applications and Highway Permits .....	2,500	1,300	1,300
Autonomous Transportation Authorities .....	52,209	24,500	24,500
Good Driver .....	78,751	79,000	79,000
Interest on Purchase of Right of Way .....	81	5	5
Logo Sign Program Fees .....	403	300	300
Miscellaneous Revenue .....	56	---	---
Outdoor Advertising .....	5,711	740	740
Placarded Railcar .....	224	---	---
Rental Receipts - Tenant Relocation Program .....	360	---	---
	<u>142,216</u>	<u>106,810</u>	<u>106,810</u>
Department of the Treasury:			
Assessment on Real Property Greater Than \$1 Million .....	127,714	131,200	131,200
Assessments - Cable TV .....	4,564	4,886	4,809
Assessments - Public Utility .....	30,327	31,993	31,200
Casino Fines .....	221	---	---
Coin Operated Telephones .....	4,854	4,800	4,800
Commercial Property Tax over \$1 Million .....	24,874	---	---
Commercial Recording - Expedited .....	2,701	2,153	2,153
Commissions (Notary) .....	1,799	1,600	1,700

# REVENUES & EXPENDITURES

## SCHEDULE 1 STATE REVENUES (thousands of dollars)

	-----Fiscal Year Ending June 30-----		
	2007	2008	2009
	Actual	Estimated	Estimated
Communication Fee - Lottery .....	50	---	---
Cost Assessment .....	5,334	---	---
Criminal Disposition .....	425	---	---
Domestic Security .....	34,843	34,500	34,500
Dormitory Safety Trust Fund - Debt Service Recovery .....	---	5,698	5,694
Enhanced Debt Collection .....	---	15,500	57,500
Equipment Leasing Fund - Debt Service Recovery .....	4,625	3,480	2,252
Escrow Interest - Construction Accounts .....	61	80	80
Fur Clothing Tax .....	1,859	2,000	2,000
General Revenue - Fees (Commercial Recording and UCC) .....	52,555	50,500	51,500
Higher Education Capital Improvement Fund - Debt Service Recovery .....	---	15,299	15,298
Hotel/Motel Occupancy Tax .....	84,195	87,000	90,000
Investment Earnings .....	123,128	63,000	40,000
MVC Securitization .....	155	---	---
Miscellaneous Revenue .....	3,926	10,200	2,200
NJ Economic Development Authority .....	10	---	---
NJ Public Records Preservation .....	57,121	36,100	29,100
Non-Pledged Dedicated Cigarette Tax .....	---	41,626	---
Nuclear Emergency Response Assessment .....	5,363	5,335	4,346
Public Defender Client Receipts .....	4,661	4,900	4,900
Public Utility Fines .....	2,675	1,000	1,000
Public Utility Gross Receipts and Franchise Taxes (Water/Sewer) .....	87,225	87,225	87,225
Railroad Tax - Class II .....	4,298	4,000	4,000
Railroad Tax - Franchise .....	1,498	1,000	1,000
Sale of Real Property .....	7,890	1,800	---
State Disability Benefits Fund .....	71	---	---
State Lottery Fund .....	7,073	---	---
Stormwater Management-Combined Sewer Overflow .....	603	---	---
Surplus Property .....	2,298	1,500	1,500
Tax Audit Services - Uncollected Revenue Recovery .....	335	---	---
Tax Referral Cost Recovery Fee .....	4,972	5,000	5,500
Telephone Assessment .....	128,861	129,000	129,000
Tire Clean-Up Surcharge .....	9,817	10,000	10,000
Transitional Energy Facilities Assessment .....	217,427	252,960	181,899
	1,050,408	1,045,335	936,356
Other Sources:			
Miscellaneous Revenue .....	2,134	500	500
Interdepartmental Accounts:			
Administration and Investment of Pension and Health Benefit Funds - Recoveries .....	22,475	3,114	3,114
Employee Maintenance Deductions .....	300	300	300
Fringe Benefit Recoveries from Colleges and Universities .....	148,121	146,953	174,868
Fringe Benefit Recoveries from Federal and Other Funds .....	240,121	234,982	284,417
Fringe Benefit Recoveries from School Districts .....	54,693	49,400	55,900
Indirect Cost Recoveries - DEP Other Funds .....	8,702	8,300	8,100
MTF Revenue Fund .....	35,391	45,500	30,500
Miscellaneous Revenue .....	4	---	---
Rent of State Building Space .....	2,533	2,534	2,534
Social Security Recoveries from Federal and Other Funds .....	62,673	63,101	65,625
Standard Offer Payments - Utilities .....	814	---	---
	575,827	554,184	625,358
Judicial Branch--			
The Judiciary:			
Civil Arbitration Program .....	2,335	---	---
Court Fees .....	62,478	63,830	64,090
Miscellaneous Revenue .....	432	---	---
	65,245	63,830	64,090
<i>Total Miscellaneous Taxes, Fees, and Revenues</i> .....	3,209,343	2,806,306	2,762,679

# REVENUES & EXPENDITURES

## SCHEDULE 1 STATE REVENUES (thousands of dollars)

	-----Fiscal Year Ending June 30-----		
	2007 Actual	2008 Estimated	2009 Estimated
<b>Interfund Transfers:</b>			
Beaches and Harbor Fund . . . . .	86	86	86
Clean Energy Fund . . . . .	---	10,000	10,000
Clean Waters Fund . . . . .	---	7	7
Correctional Facilities Construction Fund . . . . .	31	14	15
Correctional Facilities Construction Fund of 1987 . . . . .	46	26	13
Cultural Centers and Historic Preservation Fund . . . . .	73	350	125
Dam, Lake, Stream and Flood Control Project Fund - 2003 . . . . .	---	434	343
Developmental Disabilities Waiting List Reduction Fund . . . . .	574	425	325
Dredging and Containment Facility Fund . . . . .	355	390	390
Emergency Flood Control Fund . . . . .	19	16	13
Energy Conservation Fund . . . . .	15	15	15
Enterprise Zone Assistance Fund . . . . .	14,607	16,311	17,942
Fund for the Support of Free Public Schools . . . . .	5,985	6,050	6,050
Garden State Farmland Preservation Trust Fund . . . . .	1,697	1,795	1,795
Garden State Green Acres Preservation Trust Fund . . . . .	4,768	5,249	5,249
Garden State Historic Preservation Trust Fund . . . . .	504	616	616
Hazardous Discharge Fund . . . . .	10	10	10
Hazardous Discharge Site Cleanup Fund . . . . .	16,296	16,931	16,931
Housing Assistance Fund . . . . .	228	255	250
Human Services Facilities Construction Fund . . . . .	2	12	---
Jobs, Education and Competitiveness Fund . . . . .	227	97	43
Jobs, Science and Technology Fund . . . . .	1	---	---
Judiciary Bail Fund . . . . .	1,876	1,950	1,950
Judiciary Child Support and Paternity Fund . . . . .	569	400	400
Judiciary Probation Fund . . . . .	510	525	525
Judiciary Special Civil Fund . . . . .	168	190	190
Judiciary Superior Court Miscellaneous Fund . . . . .	279	225	225
Legal Services Fund . . . . .	10,905	10,410	10,410
Mortgage Assistance Fund . . . . .	1,157	880	835
Motor Vehicle Security Responsibility Fund . . . . .	13	13	13
NJ Bridge Rehab. and Improvement and R.R. Right-of-Way Preservation Fund . . . . .	336	334	325
Natural Resources Fund . . . . .	161	150	125
New Jersey Green Acres Fund - 1983 . . . . .	1,070	1,070	1,070
New Jersey Spill Compensation Fund . . . . .	15,111	15,783	15,783
New Jersey Workforce Development Partnership Fund . . . . .	15,193	17,567	17,567
Pineland Infrastructure . . . . .	8	---	---
Pollution Prevention Fund . . . . .	1,497	1,549	1,549
Public Purpose Buildings Construction Fund . . . . .	8	8	8
Public Purpose Buildings and Community-Based Facilities Construction Fund . . . . .	193	170	100
Safe Drinking Water Fund . . . . .	2,149	2,433	2,433
Sanitary Landfill Facility Contingency Fund . . . . .	5,000	---	---
School Fund Investment Account . . . . .	3,575	4,030	4,030
Shore Protection Fund . . . . .	570	537	481
Solid Waste Service Tax Fund . . . . .	12	12	12
State Disability Benefit Fund . . . . .	76,811	104,243	29,243
State Lottery Fund . . . . .	828,326	859,000	853,000
State Lottery Fund - Administration . . . . .	21,206	22,118	22,118
State Recreation and Conservation Land Acquisition and Development Fund . . . . .	25	25	25
State of New Jersey Cash Management Fund . . . . .	2,796	2,796	2,796
Statewide Transportation and Local Bridge Fund . . . . .	1,556	1,556	1,556
Supplemental Workforce Fund for Basic Skills . . . . .	1,781	2,000	2,000
Tobacco Settlement Fund . . . . .	15,674	118,728	65,388
Unclaimed Insurance Payments on Deposit Accounts Fund . . . . .	29	---	---
Unclaimed Personal Property Trust Fund . . . . .	314,163	244,900	178,000
Unclaimed Utility Deposits Trust Fund . . . . .	216	175	225
Unemployment Compensation Auxiliary Fund . . . . .	22,297	26,307	26,357
Universal Services Fund . . . . .	72,613	72,616	72,616
Wage and Hour Trust Fund . . . . .	132	75	75
Water Conservation Fund . . . . .	40	40	40
Water Supply Fund . . . . .	3,898	4,321	4,321
Worker and Community Right to Know Fund . . . . .	3,426	3,783	3,783
<i>Total Interfund Transfers</i> . . . . .	<u>1,470,873</u>	<u>1,580,008</u>	<u>1,379,792</u>
<i>Total State Revenues General Fund</i> . . . . .	<u>18,825,477</u>	<u>18,639,289</u>	<u>18,410,338</u>

# REVENUES & EXPENDITURES

## SCHEDULE 1 STATE REVENUES (thousands of dollars)

	-----Fiscal Year Ending June 30-----		
	2007	2008	2009
	Actual	Estimated	Estimated
<b>PROPERTY TAX RELIEF FUND</b>			
Gross Income Tax .....	11,727,192	12,171,593	12,865,600
Sales Tax Dedication .....	649,324	674,000	691,000
<i>Total Property Tax Relief Fund</i> .....	<u>12,376,516</u>	<u>12,845,593</u>	<u>13,556,600</u>
<b>CASINO CONTROL FUND</b>			
Investment Earnings .....	214	500	500
License Fees .....	75,432	73,751	74,639
<i>Total Casino Control Fund</i> .....	<u>75,646</u>	<u>74,251</u>	<u>75,139</u>
<b>CASINO REVENUE FUND</b>			
Casino Simulcasting Fund .....	551	500	500
Gross Revenue Tax .....	409,913	381,277	399,760
Investment Earnings .....	3,474	2,500	2,500
Other Casino Taxes and Fees .....	36,177	27,706	23,066
PAAD Recoveries .....	9,497	---	---
<i>Total Casino Revenue Fund</i> .....	<u>459,612</u>	<u>411,983</u>	<u>425,826</u>
<b>GUBERNATORIAL ELECTIONS FUND</b>			
Taxpayers' Designations .....	551	700	700
<b>TOTAL STATE REVENUES</b> .....	<u><u>31,737,802</u></u>	<u><u>31,971,816</u></u>	<u><u>32,468,603</u></u>

# REVENUES & EXPENDITURES

## SCHEDULE 2 OTHER REVENUES (thousands of dollars)

	-----Fiscal Year Ending June 30-----		
	2007 Actual	2008 Estimated	2009 Estimated
<b>Dedicated:</b>			
Legislative Branch--			
Legislature:			
Asset Forfeiture .....	18	---	---
Executive Branch--			
Chief Executive:			
State Authority Review and Oversight .....	654	900	900
Department of Agriculture:			
American Veterinary Medical Foundation .....	25	20	---
Animal Disease Control .....	---	80	80
Commodity Distribution .....	1,508	1,501	1,501
Dairy Fee Administration .....	248	250	250
Development Potential Transfer Bank Administration .....	92	100	100
Environmental Services .....	---	250	110
Food Distribution Assessment .....	72	15	15
Fruit and Vegetable Grading Service .....	590	600	600
Future Farmers of America - Student Loans from Department of Education .....	119	75	75
Garden State Preservation Trust .....	---	1,029	1,029
Horse Breeding and Development Fund .....	347	320	320
Marketing and Development Services .....	---	724	724
Nursery Inspection Program .....	---	235	235
Organic Certification .....	141	75	75
Plant Pest and Disease Control .....	---	15	15
Poultry Service .....	844	610	608
Sire Stakes .....	4,543	4,500	4,000
Soybean Rust Early Detection Program .....	11	---	---
Standardbred Breeder Awards .....	180	240	240
Stormwater Discharge Administration .....	162	174	187
Wine Promotion Program .....	127	90	90
Miscellaneous .....	285	212	207
	9,294	11,115	10,461
Department of Banking and Insurance:			
Individual Health Care Program Assessments .....	24,542	---	---
Public Adjusters Licensing .....	---	52	52
Small Employer Health Benefits .....	626	380	380
Supervision and Examination of Financial Institutions .....	---	400	400
Miscellaneous .....	144	---	---
	25,312	832	832
Department of Children and Families:			
Adopt U.S. Kids .....	43	---	---
Child Protective and Permanency Services .....	---	1,852	---
Criminal History Record Checks .....	360	120	120
Domestic Violence Victims Fund .....	604	---	---
Education Consolidation Improvement Act - General and Administration .....	86	---	---
Education Services .....	51,871	52,495	53,878
Legally Responsible Relatives - Probation Supplement .....	4,304	2,054	2,054
Old Age Survivors Insurance .....	2,048	1,492	1,492
Treatment Homes - Title IV-E .....	78	---	---
	59,394	58,013	57,544
Department of Community Affairs:			
Boarding Home Regulation and Assistance .....	---	825	975
Comfort Partners Program .....	2,484	4,700	4,800
Fire Certification Program .....	209	328	342
Grants to Displaced Homemaker Centers .....	719	688	688
Historic Preservation License .....	21	25	25
Housing Code Enforcement .....	---	2,900	2,900
Housing Opportunities for Persons with AIDS .....	685	1,318	1,318
Housing Services .....	71,325	71,000	71,000
Lead Hazard Control Assistance Fund .....	387	904	1,012
Neighborhood Revitalization Tax Credit .....	600	600	600
New Home Warranty Program .....	5,011	5,184	5,408
New Jersey Meadowlands Commission - Operations .....	---	110	125
Paterson Housing Opportunities for Persons with AIDS Program .....	860	1,003	987
Prevention of Homelessness .....	209	263	243



# REVENUES & EXPENDITURES

## SCHEDULE 2 OTHER REVENUES (thousands of dollars)

	-----Fiscal Year Ending June 30-----		
	2007	2008	2009
	Actual	Estimated	Estimated
Section 8 Housing Voucher Portability .....	---	1,600	1,600
Subcontract with the City of Camden - Section 8 .....	637	637	637
Truth in Renting .....	---	93	---
Uniform Construction Code .....	---	9,300	9,300
Uniform Fire Code .....	---	9,400	9,400
Universal Service Fund .....	5,677	4,500	4,600
Miscellaneous .....	1,372	1,179	1,400
	90,196	116,557	117,360
Department of Corrections:			
Administration and Support Services .....	27,182	24,320	24,586
Auto Theft Penalty Collections .....	5	---	---
Child Support Payment Collection and Distribution .....	1	---	---
Nicholson Foundation - Distance Learning Pilot Program .....	---	14	---
Nicholson Foundation - Reentry Grant .....	---	137	122
Nicholson Foundation - Reentry Initiative Expansion .....	---	---	71
Nicholson Foundation Grant - Reentry and Access to Programs .....	62	235	235
Workplace Literacy - Learning Lab Program .....	458	---	---
	27,708	24,706	25,014
Department of Education:			
Compliance and Auditing .....	850	850	850
Katzenbach One on One Aides .....	567	510	448
Katzenbach PLUS Program .....	740	744	638
Katzenbach Partnership Programs .....	46	145	---
Katzenbach Summer Program .....	177	252	200
Marie H. Katzenbach School for the Deaf - Tuition from Local Boards .....	8,733	9,174	10,466
NJSIAA Steriod Testing .....	---	---	50
Professional Development and Licensure .....	---	1,000	1,292
Rental of Vacant Building Space .....	530	422	380
School District Deficit Relief .....	1,000	1,000	1,000
State Action for Education Leadership Project .....	225	---	---
Miscellaneous .....	65	41	41
	12,933	14,138	15,365
Department of Environmental Protection:			
Administrative Costs - Natural Resources Damages .....	1,922	1,305	1,819
Administrative Costs Water Supply Bond Act of 1981 - Management .....	---	31	84
Administrative Costs Water Supply Bond Act of 1981 - Planning and Standards .....	---	25	9
Administrative Costs Water Supply Bond Act of 1981 - Watershed and Aquifer .....	---	32	56
Air Pollution Monitoring and Control Programs .....	---	1,750	1,300
Battleship New Jersey Memorial Fund .....	172	170	170
Battleship New Jersey Tax Check-Off .....	65	65	65
Coastal Area Development Review Act Program .....	---	50	50
Delaware Bay Oyster Revitalization Project .....	103	112	112
Drinking Water State Revolving Fund - Capacity Development .....	358	600	600
Drinking Water State Revolving Fund - Operator Certification .....	244	400	300
Drinking Water State Revolving Fund - Program Administration .....	677	800	800
Drinking Water State Revolving Fund - Small System Technical Assistance .....	595	600	600
Drinking Water State Revolving Fund - Source Water Program Administration .....	322	800	200
Endangered and Nongame Species Wildlife Fund .....	150	135	125
Environmental Infrastructure Trust Loan Fund .....	---	1,889	1,592
Environmental Inspection of Child Care Facilities .....	---	620	770
Exotic and Nongame Species Inspection Fund .....	156	160	163
Farley Marina Escrow .....	1,700	1,200	1,200
Forest Resource Management Special Revenue .....	255	250	250
Green Acres / Open Space Administration .....	---	468	419
HR-6 Flood Control .....	1,459	500	600
Hazardous Discharge Site Cleanup Fund - Responsible Party .....	---	10,552	10,970
Historic Preservation Fund .....	50	50	50
Hunters' and Anglers' License Fund .....	---	1,300	1,300
Landscape Irrigation Contractor Certification .....	149	148	148
Liberty State Park - Central Parking .....	112	250	250
Liberty State Park License Plates .....	49	50	50
Low Emission Vehicle Program .....	121	125	120
Mammography Quality Standards Act .....	277	310	310
Marina Rentals .....	---	415	415
New Jersey Shade Tree and Community Forestry Program .....	62	80	80
New Jersey Waterfowl Stamp Act .....	108	100	100

# REVENUES & EXPENDITURES

## SCHEDULE 2 OTHER REVENUES (thousands of dollars)

	-----Fiscal Year Ending June 30-----		
	2007	2008	2009
	Actual	Estimated	Estimated
Nuclear Emergency Response . . . . .	---	---	1,078
Ocean/Wind Power Ecological Baseline Study . . . . .	---	2,000	---
Office of Dredging and Sediment Technology . . . . .	---	228	241
Ohio Edison Settlement for Environmentally Beneficial Projects . . . . .	420	520	520
Oil Spill Prevention . . . . .	---	1,227	1,147
Oyster Cultch Fund . . . . .	148	120	120
Palisades Interstate Park Commission (PIPC) - Court Fund Revenue . . . . .	---	1,406	1,202
Palisades Interstate Park Commission (PIPC) - Gas Station Revenue . . . . .	---	2,463	2,403
Palisades Interstate Park Commission (PIPC) - Operating Fund Revenue . . . . .	---	760	780
Parks Management Fees . . . . .	---	1,400	1,400
Parks Management Revolving Fund . . . . .	1,271	1,250	1,275
Pinelands Preservation . . . . .	57	65	56
Pollution Prevention . . . . .	---	607	630
Private Dredging Disposal . . . . .	18	20	50
Private Well Testing . . . . .	463	800	---
Regulation of Freshwater Wetlands . . . . .	---	315	315
Remediation Management and Response . . . . .	---	6,593	6,161
Safe Drinking Water Fund . . . . .	---	489	1,279
Sedge Island . . . . .	29	25	30
Shellfish Enforcement . . . . .	113	120	120
Shellfish Enhancement and Management . . . . .	110	110	110
Shellfish Management . . . . .	46	50	40
Shore Protection Fund Projects . . . . .	3,679	3,300	3,300
Shore Protection License Plates . . . . .	876	900	900
Skylands Manor . . . . .	269	270	270
Solid Waste Utility Regulation . . . . .	---	1,300	1,300
Spring Meadow Golf Course . . . . .	1,000	960	960
State Public Water System Supervision Program . . . . .	847	1,250	1,500
State Revolving Fund - Administrative Costs . . . . .	844	1,432	1,760
Stream Encroachment . . . . .	---	1,544	972
Tidelands Peak Demands . . . . .	---	2,595	3,626
UMDNJ Radiation Preparedness . . . . .	81	60	96
Urban Forest Energy Efficiency Initiative . . . . .	2,957	4,000	4,000
Water Allocation . . . . .	---	2,880	2,880
Water Pollution Control . . . . .	---	4,290	4,290
Well Permits, Well Driller, Pump Installer Licenses . . . . .	---	1,310	1,000
Wetlands . . . . .	---	16	16
Worker and Community Right to Know Act . . . . .	---	524	548
Miscellaneous . . . . .	547	401	334
	<u>22,881</u>	<u>72,942</u>	<u>71,786</u>
Department of Health and Senior Services:			
AIDS Drug Distribution Program Rebates . . . . .	22,600	25,000	25,000
Administrative Overhead - Non State Program . . . . .	1,374	1,400	1,400
Animal Population Control Program . . . . .	252	270	250
Blueprint for Health Aging in New Jersey . . . . .	14	---	---
Brain Injury Research Fund . . . . .	3,790	3,600	3,600
Breast Cancer Screening . . . . .	400	---	---
Certificate of Need Program . . . . .	763	537	667
Child Care / School Certification Program . . . . .	---	1,500	1,500
Clinical Laboratory Improvement Services . . . . .	311	350	150
Early Intervention Program (EIP) Copays . . . . .	---	6,000	7,000
Electronic Death Registration Support Fund . . . . .	548	600	600
Emergency Medical Services . . . . .	48	79	79
Emergency Medical Services for Children . . . . .	150	150	154
Emergency Medical Technician Training Fund . . . . .	106	1,800	1,800
Estrogen, Diet, Genetics, and Endometrial Cancer . . . . .	---	100	---
Evaluation of California Initiatives to Reduce Violence in Health Care Settings . . . . .	19	---	---
Evaluation of the NJ Smoke-Free Air Act . . . . .	160	---	---
First Response Emergency Medical Technician Cardiac Training Program . . . . .	61	125	125
Governor's Council for Medical Research and Treatment of Autism . . . . .	---	4,000	4,000
Health Care Cost Reduction Fund . . . . .	36,221	40,000	40,000
Health Care Planning . . . . .	8,376	7,200	7,200
Live Long Live Well . . . . .	---	150	150
Managed Care Oversight . . . . .	100	---	---
New Jersey Emergency Medical Services Helicopter Response Program . . . . .	---	2,858	2,858
New Jersey Health Information Technology Commission . . . . .	---	1,000	1,000
New Jersey Turnpike Authority / Garden State Parkway Food Inspections . . . . .	195	247	273

# REVENUES & EXPENDITURES

## SCHEDULE 2 OTHER REVENUES (thousands of dollars)

	-----Fiscal Year Ending June 30-----		
	2007	2008	2009
	Actual	Estimated	Estimated
Newborn Screening, Follow-up, and Treatment .....	3,228	3,306	3,306
Nursing Home Provider Assessment Fee .....	134,227	136,000	136,000
Office of the Public Guardian .....	790	825	1,106
Osteosarcoma Surveillance Study .....	7	---	25
Ovarian Cancer Study .....	41	125	40
Passaic and Bergen County Eligible Metropolitan Area .....	68	---	---
Rabies Control Program .....	462	475	460
Race and Risk Factors for Early / Aggressive Breast Cancer .....	239	275	100
Statewide Expansion of HealthEASE .....	60	---	---
Wholesale Drug Program .....	---	300	2,166
Women, Infants, and Children (WIC) Rebates .....	35,905	40,000	40,000
Worker and Community Right to Know .....	---	764	764
Miscellaneous .....	5,832	6,345	6,101
	<u>256,347</u>	<u>285,381</u>	<u>287,874</u>
Department of Human Services:			
Administration and Support Services .....	---	5,036	5,015
Alcohol Education Rehabilitation and Enforcement Fund .....	1,397	2,344	2,344
Alcohol Treatment Fund Program .....	7,500	7,500	7,500
Catastrophic Illness in Children Relief Fund .....	8,485	1,067	1,256
Child Support Incentive Funding .....	11,246	12,502	24,516
Children's Trust Fund .....	---	519	519
Client Copayments - Developmental Disabilities .....	43,131	38,630	45,979
Drug Enforcement Demand Reduction Fund .....	---	350	350
Food Stamp Enhanced Funding .....	3,632	---	---
Improvement Methods for Skilled Nursing Care .....	---	300	---
Licensing Fees .....	351	---	---
Management and Administrative Services .....	---	475	725
Mental Health Contract Fees .....	345	324	324
NJ KidCare .....	65,700	70,864	61,807
New Jersey Health Care Hospital Payments .....	546,151	654,955	546,561
New Jersey Health Initiative - Robert Wood Johnson .....	60	---	---
New Jersey Ramps Project .....	133	---	---
Olmstead Grant .....	20	---	---
Partnership for a Drug Free New Jersey .....	---	1,000	1,000
Personal Needs Allowance .....	---	600	600
Racing Commission Funds for Compulsive Gambling Treatment .....	200	200	200
SSA Reimbursement to Enhance Vocational Rehabilitation .....	526	300	500
Traumatic Brain Injury .....	3,383	---	---
Universal Service Fund .....	1,092	---	---
Work First New Jersey Support Services .....	19,359	20,000	20,000
Miscellaneous .....	26	---	---
	<u>712,737</u>	<u>816,966</u>	<u>719,196</u>
Department of Labor and Workforce Development:			
Adult Literacy Administration .....	2,000	---	---
Asbestos Notification Fees .....	---	100	500
Council on Gender Parity .....	---	---	72
Division of Workers Compensation Uninsured Employers .....	1,277	2,384	2,616
Enforcement of Workplace Standards - Receipts .....	---	5,757	5,757
Health Care Tax Collection .....	1,372	---	---
Private Disability Insurance Plan .....	---	1,280	1,280
Public Works Contractor Registration .....	---	1,932	1,932
Reengineering Study - State Disability Insurance Plan .....	---	1,000	1,000
Reimbursement to Unemployment Insurance for Joint Tax Functions .....	---	4,900	4,900
Special Compensation Fund .....	111,198	145,530	145,530
State Disability Insurance Plan .....	---	4,100	4,100
Unemployment Insurance Program - Collection Activities .....	---	2,000	4,000
Urban Enterprise Zones - Employer Rebate Awards .....	100	---	---
Women and Minorities Trades Training Program .....	724	---	---
Work First New Jersey Work Activities .....	---	25,500	25,500
Workers' Compensation .....	---	8,017	8,017
Workforce Development Partnership - Counselors .....	---	412	412
Workforce Development Partnership Program .....	---	1,742	1,742
Workforce Literacy and Basic Skills Program .....	---	276	276
	<u>116,671</u>	<u>204,930</u>	<u>207,634</u>

# REVENUES & EXPENDITURES

## SCHEDULE 2 OTHER REVENUES (thousands of dollars)

	-----Fiscal Year Ending June 30-----		
	2007	2008	2009
	Actual	Estimated	Estimated
Department of Law and Public Safety:			
Anti-Drug Profiteering	4	---	---
Atlantic County Detention Center	2,076	2,210	2,399
Backstretch Benevolence	182	185	185
Body Armor Replacement Fund - Administrative Costs	75	75	75
Charity Racing Day for the Developmentally Disabled	94	95	95
Claims - Victims of Crime	---	4,600	4,600
Commercial Vehicle Enforcement Program	---	12,837	12,837
Commissions Award Program	2,069	2,100	2,100
Consumer Affairs	335	300	300
Consumer Affairs Charitable Registrations Program	---	995	995
Consumer Affairs Legalized Games of Chance	---	650	650
Consumer Affairs Weights and Measures Program	---	1,420	1,420
Controlled Dangerous Substance Registration Program	---	622	622
Criminal Disposition and Revenue Collection Fund	---	460	460
Criminal Justice Cost Recovery	---	106	106
Delaware River Joint Toll Bridge Commission	1,218	---	---
Department of Transportation - State Police Construction Detail	---	10,020	10,020
Division of Consumer Affairs - Appropriated Receipts	---	7,671	6,832
Drunk Driving Enforcement Fund - MVC Reimbursement	84	---	---
Election Law Enforcement	11	130	140
FBI Mitochondrial DNA Testing	760	923	923
Fines Account - Miscellaneous Settlements	174	300	100
Forfeiture Program	4,519	2,255	2,255
Hurricane Katrina Receipts	938	---	---
Insurance Fraud Operations	29,189	29,771	30,961
Investigative Unit	597	495	495
Juvenile Detention Alternatives - Annie E. Casey Foundation	100	---	---
Law Enforcement Officers Training and Equipment Fund	782	750	750
Lobbying Annual Fees	---	351	350
Medical Examiner Services	8,759	9,508	10,246
New Jersey Turnpike Authority	29,645	34,384	37,000
New Jersey Turnpike Authority (Parkway)	28,966	33,350	36,685
Nicholson Foundation	49	---	---
Noncriminal Records Checks	---	14,487	14,487
Northeast Hazardous Waste Project-Resource Conservation and Recovery Act	176	131	63
Pari-Mutuel Racing in Accordance with N.J.S.A. 5:5-37	757	953	953
Pre-Race Blood Testing and Chemical Testing Program	2,481	3,472	3,500
Private Employment Agencies	---	510	495
Project Safe Neighborhood-Mercer County	57	---	---
Protection of Civil Rights	---	70	70
Racing Officials	988	1,055	1,055
Regulation of Alcoholic Beverages	---	5,555	5,555
Regulation of Racing Activities	3,022	3,074	3,137
Rural Patrol Services	---	---	20,500
Safe and Secure Neighborhoods Program	7,012	7,100	7,100
Securities Enforcement Fund	---	3,006	3,006
Security Officer Registration Account	1,851	2,000	2,000
Sexual Assault Nurse Examiner Program	60	76	76
South Jersey Transportation Authority	6,558	7,685	8,152
State Athletic Control	538	500	500
State Facilities Education Act (SFEA)	30,754	36,930	35,306
State Forensic Laboratory Fund Program	1,021	500	1,000
State Police Central Lab Operations	---	1,053	1,053
State Police DNA Laboratory Enhancement	7,599	8,200	8,200
State Police Equine Lab Unit	---	1,205	1,205
State Veterinarians New Jersey Racing Commission	916	956	975
Victim and Witness Advocacy Fund	---	1,100	1,100
Voter Verified Paper Record Testing	113	---	---
Miscellaneous	2,534	942	2,989
	177,063	257,123	286,078
Department of Military and Veterans' Affairs:			
Burial Services	---	550	550
Distance Learning Center	---	15	15
Energy Program Receipts	100	75	75
New Jersey National Guard Support Services	---	1,624	1,600
PATH Security	79	950	950

# REVENUES & EXPENDITURES

## SCHEDULE 2 OTHER REVENUES (thousands of dollars)

	-----Fiscal Year Ending June 30-----		
	2007	2008	2009
	Actual	Estimated	Estimated
POW/MIA Medal Receipts .....	4	2	2
Transitional Housing .....	---	590	590
World War II Memorial Dedications .....	96	85	85
Miscellaneous .....	66	60	60
	345	3,951	3,927
Department of Personnel:			
Human Resource Development Institute .....	---	1,900	1,900
State and Local Government Operations .....	---	1,300	1,300
	---	3,200	3,200
Department of the Public Advocate:			
New Home Owner's Warranty .....	271	251	251
Rate Counsel - Insurance .....	32	1,124	149
Residential Warranty Corporation .....	99	158	158
	402	1,533	558
Department of State:			
Extraordinary Programming .....	319	400	400
GEAR UP Algebra Institute .....	19	---	---
Governor's School .....	1,251	---	---
Law Enforcement Officers Memorial Fund .....	309	325	325
Leasing of Space on NJN Transmitter Towers .....	1,076	1,100	1,208
NJBEST Administration & Scholarships .....	178	488	1,191
NJN - Cablevision Rental .....	185	---	---
NJN - TV Food Network/Time Warner Capital Project .....	1,648	1,300	---
New Jersey College Loans to Assist State Students (NJCLASS) .....	4,284	6,088	7,203
New Jersey Workforce Development Coalition Initiative .....	778	870	707
New Jersey World Trade Center Scholarship Program .....	---	10	10
Primary Care Physician/Dentist Loan Redemption Program .....	2,011	2,000	2,000
Public Broadcasting Services .....	8,179	8,337	8,318
Records Management .....	1,100	---	---
Rental of NJN Studio and Production Facilities .....	1,479	1,950	1,400
Sale or Rental of NJN Productions .....	31	100	48
War Memorial .....	389	527	527
Miscellaneous .....	288	330	---
	23,524	23,825	23,337
Department of Transportation:			
Applications and Highway Permits .....	---	1,290	1,290
Commercial Vehicle Enforcement Program .....	12,344	---	---
Cost of "Cause" Plates .....	183	---	---
County and Other Shared Projects .....	18,779	---	---
Greenwood Lake Airport .....	51	---	---
Highway Safety Fund .....	1,708	---	---
In-Terminal School Bus Inspection Program .....	1,377	1,350	1,350
Logo Sign Program .....	---	120	120
Motor Vehicle Services .....	294,158	280,159	276,841
Motorbus Regulation .....	678	682	682
Motorcycle Safety Education Fund .....	521	385	310
NJ Board of Pilot Commissioners .....	671	590	590
NJ Medical Service Helicopter Response Act .....	8,331	---	---
Office of Maritime Resources .....	2,066	2,500	2,500
Outdoor Advertising Program .....	---	790	790
Placarded Railcar Program .....	---	110	110
Rental Receipts, Tenant Relocation Program .....	---	380	380
Security Responsibility .....	15,581	15,500	15,500
	356,448	303,856	300,463
Department of the Treasury:			
Annual Licensing Fee - Office of Administrative Law Publications .....	832	680	680
Capital City Redevelopment Corporation .....	68	191	301
Cigarette Tax Securitization .....	194,495	194,000	194,000
Clean Energy Program .....	645	1,300	1,300
Division of Developmental Disabilities Community Placement and Services .....	37,883	38,000	38,000
Domestic Security .....	19,895	23,500	23,500
Drug Abuse Education Fund .....	640	600	600
Economic Recovery Fund .....	19,608	19,608	21,604
Energy Tax Receipts .....	788,492	788,492	788,492
Governor's Council on Alcoholism and Drug Abuse .....	16,212	15,800	15,800

# REVENUES & EXPENDITURES

## SCHEDULE 2 OTHER REVENUES (thousands of dollars)

	-----Fiscal Year Ending June 30-----		
	2007	2008	2009
	Actual	Estimated	Estimated
Judicial Hearings Receipts . . . . .	3,521	3,200	3,809
Management Audit - N.J. Natural Gas . . . . .	592	---	---
Management Audit - United Water . . . . .	231	---	---
Management of DEP Properties . . . . .	---	500	500
Management of State Investments . . . . .	---	9,043	9,043
New Jersey Public Records Preservation . . . . .	166	10,200	21,600
Nextel Rebanding . . . . .	208	---	---
Office of Information Technology Indirect Cost Recoveries . . . . .	---	4,500	4,500
Office of Management and Budget . . . . .	24,840	9,042	9,119
Ombudsman . . . . .	152	451	451
Other Capital Building Services . . . . .	2,341	2,420	2,420
Other Distributed Taxes . . . . .	8,327	6,882	6,882
PSEG/Exelon Merger . . . . .	863	---	---
Pensions and Benefits . . . . .	41,261	40,739	40,739
Port Authority Advertising Grant . . . . .	---	2,929	2,929
Prequalification Fees . . . . .	---	125	125
Property Management and Construction - Property Management Services . . . . .	318	325	325
Public Finance Activities . . . . .	---	700	700
Real Property Leasing Out Program . . . . .	---	380	380
Royalties - Office of Administrative Law Publications . . . . .	365	365	365
Small Business Registration . . . . .	---	380	---
State Pension System Audit . . . . .	---	225	225
State Technology Advancement Collaborative . . . . .	25	---	---
Taxation Compliance and Enforcement Activities . . . . .	---	4,800	4,800
Third Party Subrogation - Property Damage . . . . .	---	600	600
Unclaimed Property Trust Fund . . . . .	6,269	6,920	6,920
Universal Service Fund Program Evaluation . . . . .	15	---	---
Urban Enterprise Zone (UEZ) Authority Administrative Expenses . . . . .	3,494	4,486	4,486
Vendor Surcharge Collection - Motor Vehicle Commission . . . . .	12,700	12,700	12,700
Miscellaneous . . . . .	721	820	820
	<u>1,185,179</u>	<u>1,204,903</u>	<u>1,218,715</u>
Interdepartmental Accounts--			
Petroleum Overcharge Reimbursement Fund . . . . .	---	3,500	3,500
Judicial Branch--			
Automated Traffic System for Municipal Courts . . . . .	22,071	23,000	23,000
Civil Courts . . . . .	559	760	765
Comprehensive Enforcement Program . . . . .	2,970	2,700	2,900
Court Adult Probation System . . . . .	540	500	500
Court Technology Improvement Fund . . . . .	13,325	12,300	12,300
Electronic Access To Court Records . . . . .	2,000	1,000	1,000
Family Courts . . . . .	422	400	400
Information Services . . . . .	450	516	516
Special Civil Part Certified Mailers . . . . .	2,459	2,000	2,250
Supreme Court . . . . .	13,241	16,032	16,748
Miscellaneous . . . . .	766	15	15
	<u>58,803</u>	<u>59,223</u>	<u>60,394</u>
<i>Total Dedicated</i> . . . . .	<u>3,135,909</u>	<u>3,467,594</u>	<u>3,414,138</u>

**Federal:**

Executive Branch--			
Department of Agriculture:			
Asian Longhorned Beetle Monitoring . . . . .	2,877	3,000	3,000
Child Care . . . . .	52,814	70,750	75,825
Child Nutrition - School Breakfast . . . . .	35,757	48,000	52,000
Child Nutrition - School Lunch . . . . .	153,781	180,000	195,000
Child Nutrition - Special Milk . . . . .	816	1,800	1,500
Child Nutrition - Summer Programs . . . . .	6,272	10,728	10,725
Child Nutrition Administration . . . . .	3,440	4,340	4,670
Cooperative Gypsy Moth Suppression . . . . .	1,520	1,450	1,450
Farm Risk Management Education Program . . . . .	164	272	272
Farmland Preservation . . . . .	2,013	4,525	4,525
Fish Inspection Service . . . . .	160	158	160
Food Stamp - Temporary Emergency Food Assistance Program (TEFAP) . . . . .	1,460	1,550	2,250
Indemnities - Avian Influenza . . . . .	400	400	400

# REVENUES & EXPENDITURES

## SCHEDULE 2 OTHER REVENUES (thousands of dollars)

	-----Fiscal Year Ending June 30-----		
	2007 Actual	2008 Estimated	2009 Estimated
National Animal Identification Infrastructure .....	99	80	80
Team Nutrition Training .....	35	200	200
Various Federal Programs and Accruals .....	-2,382	1,215	1,488
	259,226	328,468	353,545
Department of Children and Families:			
Federal Accrual .....	-760	---	---
Restricted Federal Grants .....	9,280	10,327	10,014
Title IV-B Child Welfare Services .....	5,679	5,500	5,634
Title IV-E Foster Care .....	113,868	99,223	94,311
	128,067	115,050	109,959
Department of Community Affairs:			
Community Services Block Grant .....	18,232	17,165	16,902
Emergency Shelter Grants Program .....	2,100	1,570	1,650
Fair Housing Initiatives Grant .....	14	100	100
Lead-Based Paint Abatement in Low and Moderate Income Housing .....	840	---	---
Low Income Home Energy Assistance Program .....	64,944	84,324	78,605
Moderate Rehabilitation Housing Assistance .....	11,185	11,679	11,679
National Affordable Housing - HOME Investment Partnerships .....	11,155	7,611	7,611
National Fire Academy Training Program .....	2	28	28
Section 8 Housing Voucher Program .....	175,803	174,250	177,180
Shelter Plus Care Program .....	1,435	6,961	6,961
Small Cities Block Grant Program .....	9,792	8,360	8,360
Transitional Housing - Homeless .....	111	136	136
Weatherization Assistance Program .....	6,101	5,169	5,169
Various Federal Programs and Accruals .....	-6,752	---	---
	294,962	317,353	314,381
Department of Corrections:			
Counterterrorism Prison Intelligence .....	---	800	400
National Institute of Justice Grant for Corrections Research-Escape Study .....	---	57	57
National Institute of Justice Grant for Corrections Research-Megan's Law Study .....	9	---	---
Prison Rape Elimination Grant .....	122	---	---
Prisoner Reentry Initiative Grant-Atlantic County .....	17	---	---
Prisoner Reentry Initiative Grant-Camden County .....	---	431	---
Project In-Side .....	885	608	608
Promoting Responsible Fatherhood .....	---	339	407
Serious and Violent Offender Reentry Initiative .....	375	---	---
State Criminal Alien Assistance Program .....	4,986	5,882	5,500
Various Federal Programs and Accruals .....	-913	60	60
	5,481	8,177	7,032
Department of Education:			
21st Century Schools .....	22,818	19,096	20,175
AIDS Prevention Education .....	254	262	262
Adult Basic Education - Administration/Discretionary .....	---	1,029	1,085
Bilingual and Compensatory Education - Homeless Children and Youth .....	1,298	1,185	1,320
Byrd Scholarship Program .....	1,127	1,200	1,200
Character Education Partnership .....	643	702	702
Drug-Free Schools and Communities - Administration .....	2,294	1,645	1,645
Drug-Free Schools and Communities - Discretionary .....	6,741	6,575	6,945
Enhancing Education Thru Technology .....	4,354	5,001	5,293
Even Start Family Literacy Grant - Discretionary .....	4,301	1,378	1,250
Hurricane Relief .....	1,054	---	---
Improving America's Schools Act - Consolidated Administration .....	5,613	4,600	4,800
Individuals with Disabilities Education Act Basic State Grant .....	340,214	338,930	343,528
Individuals with Disabilities Education Act Preschool Grants .....	11,962	11,515	11,198
Language Acquisition State Grants .....	18,696	17,751	19,090
Mathematics and Science Partnerships Grants .....	3,322	2,862	3,020
Migrant Education - Administration/Discretionary .....	2,251	1,997	1,997
Public Charter Schools .....	2,854	4,256	4,256
Refugee Children School Impact Program .....	65	---	---
School Improvement Grants .....	---	2,381	9,585
State Assessments .....	10,526	10,032	10,032
State Data Grants .....	401	---	---
State Grants for Improving Teacher Quality .....	67,955	64,090	65,400
State Improvement Grant - Administration .....	1,657	---	---
Step Up - Teacher Recruitment .....	1,010	1,086	1,086

# REVENUES & EXPENDITURES

## SCHEDULE 2 OTHER REVENUES (thousands of dollars)

	-----Fiscal Year Ending June 30-----		
	2007	2008	2009
	Actual	Estimated	Estimated
Title I - Comprehensive School Reform . . . . .	4,156	---	---
Title I - Grants to Local Educational Agencies . . . . .	281,234	255,000	300,446
Title I - Part D, Neglected and Delinquent . . . . .	2,878	2,831	2,729
Title I - Reading First State Grant . . . . .	19,888	16,579	6,750
Title V - Innovative Program Strategies . . . . .	3,907	2,803	---
Vocational Education - Basic Grants - Administration . . . . .	23,617	25,041	25,056
Vocational Education Technical Preparation . . . . .	1,765	2,263	2,263
Various Federal Programs and Accruals . . . . .	-2,113	1,354	1,280
	<u>846,742</u>	<u>803,444</u>	<u>852,393</u>
Department of Environmental Protection:			
Air Pollution Maintenance Program . . . . .	5,613	6,500	6,500
Artificial Reef Program - PSE&G/NJPDES Permit Fees . . . . .	670	825	925
Asian Longhorned Beetle Project . . . . .	1,895	2,300	2,300
Assessing New Jersey's Bays . . . . .	27	100	---
Assistance to Firefighters - Wildfire and Arson Prevention . . . . .	78	200	200
Atlantic Coastal Cooperative Program . . . . .	39	250	---
Atlantic Coastal Fisheries . . . . .	295	300	300
Avian Influenza . . . . .	---	100	110
Beach Monitoring and Notification . . . . .	293	500	500
Benthic Indicators for Nearshore Coastal Waters . . . . .	5	400	400
BioWatch Monitoring . . . . .	390	750	750
Boat Access (Fish and Wildlife) . . . . .	---	1,000	1,000
Brownfields . . . . .	719	2,000	2,000
Cheesequake Marshland Acquisition . . . . .	---	---	1,000
Chronic Wasting Disease . . . . .	44	150	150
Clean Lakes Program . . . . .	---	500	---
Clean Vessels . . . . .	123	1,000	1,000
Coastal Estuarine Land Program . . . . .	---	6,000	6,000
Coastal Zone Management Implementation . . . . .	2,876	3,400	3,400
Community Assistance Program . . . . .	230	235	250
Consolidated Forest Management . . . . .	706	1,080	1,080
Construction Grants Program . . . . .	---	65,000	28,000
Defensible Space . . . . .	35	400	400
Electronic Vessel Trip Reporting . . . . .	---	170	170
Endangered Species . . . . .	25	75	85
Endangered and Nongame Species Program State Wildlife Grants . . . . .	11	1,065	1,065
Firewise in the Pines . . . . .	159	200	200
Fish and Wildlife Health . . . . .	38	200	150
Forest Legacy . . . . .	1,440	10,040	6,040
Forest Resource Management - Cooperative Forest Fire Control . . . . .	1,074	1,700	1,700
Grassland Habitat Project . . . . .	72	200	200
Gypsy Moth Suppression . . . . .	62	150	350
Hazardous Waste - Resource Conservation Recovery Act . . . . .	689	4,895	4,895
Historic Preservation Survey and Planning . . . . .	608	950	950
Hunters' and Anglers' License Fund . . . . .	3,275	6,475	6,680
Land and Water Conservation Fund . . . . .	---	10,000	10,000
Lower Cohansey Watershed . . . . .	---	1,000	---
Marine Fisheries Investigation and Management . . . . .	1,018	1,365	1,365
Multimedia . . . . .	101	750	750
NJ Landowner Incentive . . . . .	396	1,180	1,480
National Coastal Wetlands Conservation . . . . .	---	2,000	2,000
National Dam Safety Program (FEMA) . . . . .	71	90	90
National Geologic Mapping Program . . . . .	110	200	200
National Recreational Trails . . . . .	1,374	1,700	1,900
Non-Point Source Implementation (319H) . . . . .	3,600	4,000	4,000
Offshore Beach Replenishment . . . . .	---	150	150
Particulate Monitoring Grant . . . . .	1,199	1,000	1,000
Pesticide Technology . . . . .	67	550	550
Pinelands Grant - Acquisition . . . . .	---	6,000	6,000
Preliminary Assessments/Site Inspections . . . . .	1,097	1,500	1,500
Radon Program . . . . .	76	500	500
Rare Wildlife Strategy Implementation . . . . .	24	1,500	1,500
Safe Drinking Water Act . . . . .	1,005	22,200	22,200
Shortnose Sturgeon Research . . . . .	22	400	200
Southern Pine Beetle . . . . .	10	100	100
State Recreational Trails . . . . .	---	8,825	8,725
State Wetlands Conservation Plan . . . . .	209	250	250



# REVENUES & EXPENDITURES

## SCHEDULE 2 OTHER REVENUES (thousands of dollars)

	-----Fiscal Year Ending June 30-----		
	2007 Actual	2008 Estimated	2009 Estimated
State Wildlife Grant Projects . . . . .	---	1,000	1,000
State and EPA Data Management Grant . . . . .	440	2,300	2,300
Superfund Grants . . . . .	521	30,450	30,450
Underground Storage Tanks . . . . .	1,281	3,255	2,055
Urban Community Air Toxics Program . . . . .	314	800	800
Water Monitoring and Planning . . . . .	495	550	550
Water Pollution Control Program . . . . .	1,710	4,025	4,025
Water Pollution S106 Enhancements . . . . .	---	182	250
Wildland and Urban Interface II . . . . .	---	100	100
Wildlife Habitat Incentives (WHIP) . . . . .	---	150	150
Wildlife Management Area Planning . . . . .	274	300	300
Various Federal Programs and Accruals . . . . .	4,773	940	911
	41,678	228,422	186,101
Department of Health and Senior Services:			
Abstinence Education - Family Health Services (FHS) . . . . .	895	1,122	---
Aging & Disability Resource Center Grant . . . . .	164	---	---
Asthma Surveillance and Coalition Building . . . . .	347	457	457
Bioterrorism Hospital Emergency Preparedness . . . . .	13,195	13,600	11,576
Birth Defects Surveillance Program . . . . .	160	268	250
Breastfeeding Peer Counseling . . . . .	340	300	300
Childhood Lead Poisoning . . . . .	925	1,400	1,400
Chronic Disease Prevention and Health Promotion - Family Health Services . . . . .	---	750	---
Chronic Disease Prevention and Health Promotion Programs - Public Health . . . . .	1,779	1,900	1,900
Clinical Laboratory Improvement Amendments Program . . . . .	511	473	448
Comprehensive AIDS Resources Grant . . . . .	46,245	55,000	50,000
Core Injury Prevention and Control Program . . . . .	---	300	300
Demonstration Program to Conduct Health Assessments . . . . .	502	627	627
Early Hearing Detection and Intervention (EHDI) Tracking, Research . . . . .	199	334	334
Early Intervention for Infants and Toddlers with Disabilities (Part H) . . . . .	10,863	13,000	13,000
Eliminating Disparities in Perinatal Health . . . . .	241	500	500
Emergency Medical Services for Children (EMSC) Partnership Grants . . . . .	35	115	115
Emergency Preparedness For Bioterrorism . . . . .	22,980	28,690	30,886
Enhanced HIV/AIDS Surveillance-Perinatal . . . . .	95	156	185
Environmental Tools for Dementia Care . . . . .	51	150	150
Exposure - Tremolite Asbestos - Vermiculite . . . . .	28	---	---
Family Planning Program - Title X . . . . .	3,959	4,200	4,200
Federal Lead Abatement Program . . . . .	402	467	454
Food Emergency Response Network - E. Coli in Ground Beef . . . . .	61	---	150
Food Inspection . . . . .	285	432	438
Fundamental & Expanded Occupational Health . . . . .	281	350	379
HIV/AIDS Events without Care in New Jersey . . . . .	136	380	303
HIV/AIDS Prevention and Education Grant . . . . .	12,331	18,000	15,000
HIV/AIDS Surveillance Grant . . . . .	2,956	3,614	3,461
Housing Opportunities For Persons With AIDS . . . . .	940	2,828	2,150
Housing Opportunities for Incarcerated Persons with AIDS . . . . .	208	1,763	1,763
Immunization Project . . . . .	5,490	7,703	7,786
Lead Training and Certification Enforcement Program . . . . .	78	83	82
Maternal and Child Health (MCH) Early Childhood Comprehensive System . . . . .	128	140	140
Maternal and Child Health Block Grant . . . . .	7,987	13,000	13,000
Medicare/Medicaid Inspections of Nursing Facilities . . . . .	8,476	16,472	16,672
Minority AIDS Demo . . . . .	---	150	67
Morbidity and Mortality Review Program . . . . .	---	150	150
Morbidity and Risk Behavior Surveillance . . . . .	448	520	512
National Cancer Prevention and Control - Public Health . . . . .	4,322	7,588	7,271
National Family Caregiver Program . . . . .	4,813	5,200	5,200
New Jersey Ease for Caregivers - Building Support Systems . . . . .	34	---	---
New Jersey's Reducing Health Disparities Initiative . . . . .	150	160	160
Nurse Aide Certification Program . . . . .	---	1,000	1,000
Nursing Facilities Transition Grant . . . . .	157	600	600
Older Americans Act - Title III . . . . .	29,609	34,500	34,352
Pediatric AIDS Health Care Demonstration Project . . . . .	2,535	2,850	2,850
Pregnancy Risk Assessment Monitoring System . . . . .	338	750	750
Preventative Health and Health Services Block Grant . . . . .	2,522	4,114	3,130
Public Employees Occupational Safety and Health - State Plan . . . . .	---	900	900
Rape Prevention and Education Program . . . . .	1,740	2,300	1,616
Research on Ecology of Lyme Disease in US . . . . .	281	325	295
Senior Farmers Market Nutrition Program . . . . .	506	1,000	1,000

# REVENUES & EXPENDITURES

## SCHEDULE 2 OTHER REVENUES (thousands of dollars)

	-----Fiscal Year Ending June 30-----		
	2007	2008	2009
	Actual	Estimated	Estimated
State Pharmacy Assistance Program Payments - Federally Funded Grant . . . . .	5,351	---	---
Supplemental Food Program - Women, Infants, and Children (WIC) . . . . .	92,737	120,000	120,000
Surveillance, Epidemiology and End Results (SEER) . . . . .	606	1,200	1,319
Tools For School Implementation Project . . . . .	70	---	---
Traumatic Brain Injury Surveillance . . . . .	---	105	105
Tuberculosis Control Program . . . . .	4,403	6,095	6,095
United States Department of Agriculture (USDA) Older Americans Act - Title III . . . . .	3,583	3,900	3,900
Universal Newborn Hearing Screening . . . . .	233	250	250
Venereal Disease Project . . . . .	3,030	3,882	3,882
Vital Statistics Component . . . . .	795	1,100	1,100
West Nile Virus - Laboratory . . . . .	---	100	100
West Nile Virus - Public Health . . . . .	1,121	2,135	1,942
Women, Infants, and Children (WIC) Farmer's Market Nutrition Program . . . . .	956	2,600	2,600
Various Federal Programs and Accruals . . . . .	1,143	8,444	7,722
	<u>304,756</u>	<u>400,492</u>	<u>387,274</u>
Department of Human Services:			
Access to Recovery . . . . .	7,035	9,270	9,270
Block Grant Mental Health Services . . . . .	9,442	12,005	11,794
Child Care Block Grant . . . . .	120,156	115,220	115,280
Child Support Enforcement Program . . . . .	178,111	182,278	179,837
Community Based Residential Program Grant . . . . .	494	---	---
Developmental Disabilities Council . . . . .	1,666	1,601	1,610
Federal Independent Living . . . . .	1,252	1,153	1,069
Food Stamp Program . . . . .	84,389	103,697	103,807
Foster Grandparents Program . . . . .	739	1,141	1,128
Low Income Energy Assistance Block Grant . . . . .	47,292	---	---
Projects for Assistance in Transition from Homelessness (PATH) . . . . .	2,114	1,925	1,922
Refugee Resettlement Program . . . . .	2,591	5,622	5,626
Social Service Block Grant . . . . .	49,830	51,587	51,207
State Data Infrastructure Project . . . . .	61	---	---
Strategic Prevention Framework . . . . .	3	3,663	3,663
Substance Abuse Block Grant . . . . .	53,450	51,882	51,882
Temporary Assistance to Needy Families Block Grant . . . . .	420,863	436,673	442,017
Title XIX Child Residential . . . . .	83,185	75,822	75,565
Title XIX Community Care Waiver . . . . .	281,493	280,710	303,766
Title XIX ICF/MR . . . . .	315,900	334,505	344,238
Title XIX Medical Assistance . . . . .	3,526,586	3,725,447	3,676,941
Title XX Urban Empowerment Zone . . . . .	1,593	---	---
Title XXI Children's Health Insurance Program . . . . .	263,717	276,928	323,484
Vocational Rehabilitation Act, Section 120 . . . . .	11,843	11,100	11,718
Various Federal Programs and Accruals . . . . .	-74,908	4,575	6,573
	<u>5,388,897</u>	<u>5,686,804</u>	<u>5,721,637</u>
Department of Labor and Workforce Development:			
Adult and Continuing Education - Workforce Investment Act . . . . .	17,451	20,071	20,071
Comprehensive Services for Independent Living . . . . .	322	600	600
Current Employment Statistics . . . . .	2,565	2,978	2,978
Disability Determination Services . . . . .	52,775	52,000	54,100
Disabled Veterans' Outreach Program . . . . .	2,459	2,900	2,900
Employment Services . . . . .	15,968	26,100	26,100
Employment Services - One-Stop Shopping . . . . .	231	350	350
Employment Services Cost Reimbursable Grants - Migrant Housing . . . . .	---	50	50
Employment Services Grants - Alien Labor Certification . . . . .	586	2,403	2,403
Employment Services Reemployment Services . . . . .	597	1,100	1,100
Federal Public Employees Occupational Safety and Health Act . . . . .	2,096	2,100	2,250
Local Veterans' Employment Representatives . . . . .	1,124	1,700	1,700
National Council on Aging - Senior Community Services Employment Project . . . . .	2,273	3,020	3,020
Occupational Informational Coordinating Program . . . . .	11	175	175
Occupational Safety Health Act - On-Site Consultation . . . . .	2,113	2,200	2,800
Occupational Safety and Health Administration Data Collection Survey . . . . .	---	74	74
Old Age and Survivor Insurance Disability Determination Services . . . . .	---	1,000	1,000
One Stop Labor Market Information . . . . .	1,040	1,068	1,068
Redesigned Occupational Safety and Health (ROSH) . . . . .	300	269	269
Rehabilitation of Supplemental Security Income Beneficiaries . . . . .	95	2,000	2,000
Supported Employment . . . . .	603	975	975
Technical Assistance Training . . . . .	---	1,700	1,700
Technology Related Assistance Project . . . . .	396	400	400
Trade Adjustment Assistance Project . . . . .	1,963	4,200	4,200

# REVENUES & EXPENDITURES

## SCHEDULE 2 OTHER REVENUES (thousands of dollars)

	-----Fiscal Year Ending June 30-----		
	2007	2008	2009
	Actual	Estimated	Estimated
Unemployment Insurance .....	139,809	145,892	148,637
Vocational Rehabilitation Act of 1973 .....	48,306	47,943	48,825
Work Opportunity Tax Credit .....	793	750	750
Workforce Investment Act .....	69,423	72,643	72,643
Workforce Investment Act Title IIID Discretionary Funding .....	---	4,000	4,000
Various Federal Programs and Accruals .....	-19,203	251	280
	344,096	400,912	407,418
Department of Law and Public Safety:			
Anti Trafficking Task Force .....	143	600	600
Anti-Gang Initiative .....	8	1,000	1,000
Buffer Zone Protection Program .....	700	1,512	1,500
Bulletproof Vest Partnership .....	716	850	850
Bureau of Justice State Police Communications Grant .....	118	---	---
Challenge Grant .....	61	---	---
Chemical Sector Buffer Zone Protection Program .....	---	5,508	---
Child Passenger Protection Education .....	24	---	---
Child Safety/Child Booster Seats .....	50	2,000	3,000
Citizen Corps Program .....	---	520	520
Combating Underage Drinking .....	244	350	350
Community Oriented Policing Services (COPS) - In Schools .....	679	---	---
Convicted Offender In-House (DNA) .....	1,076	850	850
Crime Laboratory Improvement Program-National Institute of Justice .....	1,526	---	---
DNA Capacity Enhancement Program Formula Grant .....	15	600	600
Domestic Marijuana Eradication Suppression Program .....	83	125	125
Domestic Preparedness Equipment .....	8,608	---	---
Domestic Preparedness Training .....	370	---	---
Drunk Driver Prevention .....	559	6,000	7,500
Edward Byrne Memorial Grant .....	4,683	---	---
Emergency Management Performance Grant - Non Terrorism .....	2,480	5,000	5,000
Equal Employment Opportunity Commission .....	458	400	400
Fatality Analysis Reporting System (FARS) .....	136	161	161
Flood Disaster Assistance .....	7,179	---	---
Flood Mitigation Assistance .....	565	3,000	3,000
Grants To Encourage Arrest Policies and Enforcement of Protection Orders .....	75	---	---
Hazardous Materials Transportation .....	---	300	300
High Intensity Drug Trafficking Area (HIDTA) .....	---	50	50
Highway Traffic Safety .....	6,082	8,882	8,982
Homeland Security Grant Program .....	8,437	25,000	25,170
Housing and Urban Development .....	120	---	---
Incident Command .....	1,164	1,500	1,500
Innovative Seat Belt Use .....	103	---	---
Internet Crimes Against Children .....	163	700	700
Justice Assistance Grant (JAG) .....	5,161	10,000	10,000
Juvenile Accountability Incentive Block Grant (JAIBG) .....	2,668	1,200	1,230
Juvenile Justice Delinquency Prevention .....	1,999	2,338	2,333
Medicaid Fraud Unit .....	2,931	3,729	3,420
Metropolitan Medical Response System .....	---	400	---
Motorcycle Safety .....	---	760	1,010
National Criminal History Program - Office of the Attorney General .....	615	1,000	500
No Suspect Casework DNA Backlog Reduction Program .....	216	---	---
Northeast Hazardous Waste Project-Resource Conservation and Recovery Act .....	101	128	128
Northern Transportation Security Grant Program .....	---	14,000	14,000
Occupant Protection Grant .....	1,068	3,000	4,500
Paul Coverdell National Forensic Science Improvement .....	171	297	297
Port Security Grant Program - Delaware Bay Sector .....	---	4,200	8,200
Port Security Grant Program - NY/NJ Sector .....	500	8,000	16,000
Pre-Disaster Mitigation Grant (Competitive) .....	1,249	2,500	2,500
Prevent Operations of Motor Vehicles by Intoxicated Persons .....	425	---	---
Project Safe Neighborhoods .....	1,355	1,060	1,060
Racial Profiling Prevention .....	---	1,200	1,500
Radiological Dispersal Device Protective Measures Program .....	1,134	---	---
Recreational Boating Safety .....	481	2,500	2,500
Residential Treatment for Substance Abuse .....	1,696	1,000	1,000
Safety Belt Performance Grants .....	368	7,400	9,800
Safety Incentive Grants .....	40	---	---
Southern Transportation Security Grant Program .....	---	4,000	---
State Traffic Safety Information System .....	---	3,000	4,500

# REVENUES & EXPENDITURES

## SCHEDULE 2 OTHER REVENUES (thousands of dollars)

	-----Fiscal Year Ending June 30-----		
	2007	2008	2009
	Actual	Estimated	Estimated
Title V Funding . . . . .	420	1,500	1,500
Truth In Sentencing Incentive Grant . . . . .	324	---	---
Urban Area Security Initiative . . . . .	4,803	38,000	38,500
Victim Assistance Grants . . . . .	13,438	12,000	12,000
Victim Compensation Award . . . . .	12,173	7,000	6,000
Violence Against Women Act-Criminal Justice . . . . .	4,163	4,000	4,000
Various Federal Programs and Accruals . . . . .	38,606	444	444
	<u>142,730</u>	<u>199,564</u>	<u>209,080</u>
Department of Military and Veterans' Affairs:			
Administrative Services Activities . . . . .	10	55	60
Antiterrorism Program Manager . . . . .	---	220	75
Armory Renovations and Improvements . . . . .	2,858	2,487	3,517
Army Facilities Service Contracts . . . . .	2,793	2,500	2,695
Army National Guard Electronic Security System . . . . .	49	300	300
Army National Guard Statewide Security Agreement . . . . .	637	500	500
Army National Guard Sustainable Range Program . . . . .	216	100	150
Army National Guard Transportation . . . . .	---	2	---
Army Training and Technology Lab . . . . .	809	800	920
Atlantic City Air Base - Service Contracts . . . . .	1,799	2,888	3,065
Atlantic City Environmental . . . . .	33	60	116
Atlantic City Operations and Maintenance . . . . .	85	75	130
Atlantic City Sustainment, Restoration and Modernization . . . . .	31	550	580
BG Doyle Cemetery - Section R . . . . .	1,663	---	---
Brigadier General Doyle Memorial Cemetery Building Project . . . . .	3,442	8,000	2,000
Combined Logistics Facility . . . . .	2,525	10,000	---
Coyle Field Atlantic City . . . . .	---	24	24
Design and Construction of the Vineland Memorial Veterans' Home . . . . .	899	---	---
Dining Facility Operations . . . . .	66	150	150
Doyle Section L Water . . . . .	99	---	---
Facilities Support Contract . . . . .	8,431	6,500	6,625
Federal Distance Learning Program . . . . .	265	150	150
Fire Fighter/Crash Rescue Service Cooperative Funding Agreement . . . . .	1,278	1,650	1,686
Hazardous Waste Environmental Protection Program . . . . .	710	325	325
McGuire Air Force Base - Service Contracts . . . . .	2,346	2,080	2,340
McGuire Air Force Base Environmental . . . . .	55	60	62
McGuire Operations and Maintenance . . . . .	34	90	90
Medicare Part A Receipts for Resident Care and Operational Costs . . . . .	5,047	5,700	5,700
National Guard Communications Agreement . . . . .	1,232	780	780
Natural and Cultural Resources Management . . . . .	3	5	5
New Jersey National Guard Challenge Youth Program . . . . .	1,750	3,217	2,545
New Jersey National Guard Counter Drug Program Interservice State-Federal . . . . .	4	---	---
Training and Equipment - Pool Sites . . . . .	631	450	450
Transitional Housing . . . . .	215	360	360
Veterans Haven Life Safety Code Rehabilitation - VA grant . . . . .	14	---	---
Veterans' Education Monitoring . . . . .	450	588	690
Warren Grove Sustainment Restoration & Modernization . . . . .	4	5	6
Warren Grove/Coyle Field . . . . .	84	40	50
Various Federal Programs and Accruals . . . . .	-8,159	74	62
	<u>32,408</u>	<u>50,785</u>	<u>36,208</u>
Department of the Public Advocate:			
Guardianship Program . . . . .	---	223	223
Department of State:			
Accessibility Leadership Grant . . . . .	30	---	---
Americorps Grants . . . . .	6,135	5,060	4,370
Election Assistance for Persons with Disabilities . . . . .	52	300	300
Gaining Early Awareness and Readiness for Undergraduate Programs (GEAR UP) . . . . .	1,546	3,500	3,500
Leveraging Educational Assistance Partnership . . . . .	2,117	1,828	1,828
National Endowment for the Arts Partnership . . . . .	713	760	800
National Endowment for the Humanities Grant . . . . .	---	715	---
National Health Service Corps - Student Loan Repayment Program . . . . .	118	---	---
National Telecommunications Information Agency . . . . .	312	625	600
Save America's Treasures Grant . . . . .	134	---	---
Student Loan Administrative Cost Deduction and Allowance . . . . .	17,130	22,225	22,918
Various Federal Programs and Accruals . . . . .	-189	---	---
	<u>28,098</u>	<u>35,013</u>	<u>34,316</u>

# REVENUES & EXPENDITURES

## SCHEDULE 2 OTHER REVENUES (thousands of dollars)

	-----Fiscal Year Ending June 30-----		
	2007	2008	2009
	Actual	Estimated	Estimated
Department of Transportation:			
Airport Fund .....	199	10,000	5,000
Commercial Drivers' License Program .....	---	1,410	1,410
Commercial Vehicle Information Systems and Networks .....	---	1,192	1,192
Highway Planning and Research .....	14,285	18,200	18,600
Homeland Security .....	167	---	---
Metropolitan Planning Funds .....	10,913	11,500	12,200
Motor Carrier Safety Assistance Program .....	10,125	16,631	17,066
NJ Transportation Planning Assistance .....	---	4,800	4,600
National Boating Infrastructure Program .....	47	---	---
New Jersey Maritime Program .....	---	1,600	1,600
Odometer Fraud Grant .....	---	30	30
Performance & Registration Information Systems Management .....	---	459	459
Supportive Services Highway Construction Training Program .....	---	500	500
	35,736	66,322	62,657
Department of the Treasury:			
Diamond Shamrock Oil Overcharge Settlement .....	---	717	717
Division of Gas Expansion .....	574	600	600
NJ Partnership for the National Map .....	495	---	---
State Energy Conservation Program .....	---	2,671	2,675
Various Federal Programs and Accruals .....	949	200	200
	2,018	4,188	4,192
Judicial Branch--			
The Judiciary:			
Essex Family Drug Court .....	---	450	---
Juvenile Drug Court Grant .....	158	---	---
Sussex Family Drug Court .....	---	450	---
Various Federal Programs and Accruals .....	629	1,535	1,535
	787	2,435	1,535
<i>Total Federal</i> .....	7,855,682	8,647,652	8,687,951
<b>Revolving:</b>			
Legislature:			
Various Revolving Funds .....	7	---	---
Executive Branch--			
Department of Community Affairs:			
Administration and Support Services .....	511	650	650
Housing Services .....	35	495	495
Liquid Petroleum Gas Education and Safety Board .....	144	394	315
Uniform Construction Code .....	10,971	9,690	9,690
Various Revolving Funds .....	62	---	---
	11,723	11,229	11,150
Department of Corrections:			
Culinary Arts Vocational Program .....	99	135	135
Farm Operations .....	11,659	10,950	11,130
Institutional Care and Treatment .....	342	500	500
State Use .....	18,794	19,500	18,750
	30,894	31,085	30,515
Department of Education:			
Administration and Support Services .....	2,201	1,720	1,720
General Education Development .....	342	350	350
Professional Development and Licensure .....	328	199	199
	2,871	2,269	2,269
Department of Environmental Protection:			
Administration and Support Services .....	170	100	127
Pesticide Control .....	285	290	300
Publicly-Funded Site Remediation .....	128	---	---
	583	390	427

# REVENUES & EXPENDITURES

## SCHEDULE 2 OTHER REVENUES (thousands of dollars)

	-----Fiscal Year Ending June 30-----		
	2007 Actual	2008 Estimated	2009 Estimated
Department of Health and Senior Services:			
Administration and Support Services .....	6,561	5,747	6,200
Laboratory Services .....	9,204	11,500	13,166
	<u>15,765</u>	<u>17,247</u>	<u>19,366</u>
Department of Human Services:			
Administration and Support Services .....	1,019	903	903
Income Maintenance Management .....	6,725	5,525	5,525
	<u>7,744</u>	<u>6,428</u>	<u>6,428</u>
Department of Labor and Workforce Development:			
Administration and Support Services .....	916	---	---
Planning and Analysis .....	31	---	---
	<u>947</u>	<u>---</u>	<u>---</u>
Department of Law and Public Safety:			
Criminal Justice .....	200	275	275
State Police Operations .....	13	---	---
	<u>213</u>	<u>275</u>	<u>275</u>
Department of State:			
Museum Services .....	15	---	---
Records Management .....	574	200	465
	<u>589</u>	<u>200</u>	<u>465</u>
Department of Transportation:			
Administration and Support Services .....	347	---	---
Department of the Treasury:			
Adjudication of Administrative Appeals .....	3	895	895
Automotive Services .....	29,304	25,957	25,957
Capitol Post Office .....	1,733	1,648	1,648
Escrow - Construction Management Services .....	1,353	---	---
Office of Information Technology .....	102,782	---	---
Printing Services .....	2,099	2,324	2,324
Property Management and Construction - Construction Management Services .....	3,022	4,425	4,425
Public Information Services .....	1,430	1,001	1,001
Purchasing and Inventory Management .....	47,435	50,920	50,920
	<u>189,161</u>	<u>87,170</u>	<u>87,170</u>
<i>Total Revolving</i> .....	<u>260,844</u>	<u>156,293</u>	<u>158,065</u>
<b>Total Other Revenues General Fund</b> .....	<b>11,252,435</b>	<b>12,271,539</b>	<b>12,260,154</b>
<b>SPECIAL TRANSPORTATION FUND</b>			
<b>General:</b>			
County and Other Shared Projects .....	1,325	---	---
Transportation Trust Fund - Local Highway Facilities .....	154,362	172,001	175,000
Transportation Trust Fund - Public Transportation Projects .....	670,132	625,000	625,000
Transportation Trust Fund - State Highway Projects .....	616,888	802,999	800,000
	<u>1,442,707</u>	<u>1,600,000</u>	<u>1,600,000</u>
<b>Federal:</b>			
Federal Highway Administration / Other .....	903,706	960,772	913,260
<i>Total Special Transportation Fund</i> .....	<u>2,346,413</u>	<u>2,560,772</u>	<u>2,513,260</u>
<b>TOTAL OTHER REVENUES</b> .....	<b>13,598,848</b>	<b>14,832,311</b>	<b>14,773,414</b>

# REVENUES & EXPENDITURES

## SCHEDULE 3 EXPENDITURES BUDGETED (thousands of dollars)

	-----Fiscal Year Ending June 30-----		
	2007 Actual	2008 Estimated	2009 Estimated
<b>GENERAL FUND</b>			
<b>Legislative Branch</b>			
Senate .....	11,565	11,959	11,959
General Assembly .....	18,779	18,402	18,402
Office of Legislative Services .....	30,961	30,797	29,958
Legislative Commissions .....	5,998	6,205	6,205
State Capitol Joint Management Commission .....	10,446	9,001	9,001
Clean Ocean and Shore Trust Committee .....	75	144	144
	77,824	76,508	75,669
<b>Executive Branch</b>			
Chief Executive .....	5,275	5,428	5,293
Department of Agriculture .....	28,277	26,673	22,878
Department of Banking and Insurance .....	68,336	72,127	70,340
Department of Children and Families .....	946,164	1,080,910	1,075,703
Department of Community Affairs .....	292,203	187,282	160,340
Department of Corrections .....	1,132,063	1,184,028	1,149,298
Department of Education .....	924,773	1,029,104	1,108,946
Department of Environmental Protection .....	457,232	470,783	411,109
Department of Health and Senior Services .....	1,360,376	1,485,661	1,306,309
Department of Human Services .....	4,667,325	4,808,782	4,728,332
Department of Labor and Workforce Development .....	167,693	136,230	135,927
Department of Law and Public Safety .....	648,491	588,234	538,898
Department of Military and Veterans' Affairs .....	95,767	96,677	93,447
Department of Personnel .....	27,214	22,824	20,597
Department of the Public Advocate .....	15,493	20,357	17,466
Department of State .....	1,234,145	1,344,252	1,229,820
Department of Transportation .....	1,297,862	1,297,051	1,335,604
Department of the Treasury .....	1,465,210	1,566,588	1,475,318
Miscellaneous Commissions .....	1,424	1,456	1,456
	14,835,323	15,424,447	14,887,081
<b>Interdepartmental Accounts</b>			
Inter-Departmental Services .....	674,202	757,517	673,428
Employee Benefits .....	2,357,412	2,500,993	2,537,345
Other Interdepartmental Accounts .....	56,346	14,143	4,175
Salary Increases and Other Benefits .....	10,488	13,900	91,793
	3,098,448	3,286,553	3,306,741
<b>Judicial Branch</b>			
The Judiciary .....	576,492	629,131	636,167
	576,492	629,131	636,167
<b>Total General Fund</b> .....	<b>18,588,087</b>	<b>19,416,639</b>	<b>18,905,658</b>
<b>CASINO CONTROL FUND - DIRECT STATE SERVICES</b>			
Department of Law and Public Safety .....	43,590	45,999	45,999
Department of the Treasury .....	29,473	29,440	29,440
	73,063	75,439	75,439
<i>Total Casino Control Fund - Direct State Services</i> .....	<i>73,063</i>	<i>75,439</i>	<i>75,439</i>
<b>CASINO REVENUE FUND</b>			
Department of Health and Senior Services .....	259,630	260,679	259,819
Department of Human Services .....	162,972	112,844	130,457
Department of Labor and Workforce Development .....	2,440	2,440	2,440
Department of Law and Public Safety .....	6	92	92
Department of Transportation .....	34,930	36,928	33,018
	459,978	412,983	425,826
<i>Total Casino Revenue Fund</i> .....	<i>459,978</i>	<i>412,983</i>	<i>425,826</i>

# REVENUES & EXPENDITURES

## SCHEDULE 3 EXPENDITURES BUDGETED (thousands of dollars)

	-----Fiscal Year Ending June 30-----		
	2007 Actual	2008 Estimated	2009 Estimated
<b>GUBERNATORIAL ELECTIONS FUND - GRANTS-IN-AID</b>			
Department of Law and Public Safety .....	---	---	5,080
<b>PROPERTY TAX RELIEF FUND</b>			
Department of Community Affairs .....	976,751	1,120,572	964,378
Department of Education .....	9,411,057	10,014,012	10,528,816
Department of Environmental Protection .....	9,068	9,828	10,000
Department of the Treasury .....	1,299,088	2,569,866	2,053,406
<i>Total Property Tax Relief Fund</i> .....	<u>11,695,964</u>	<u>13,714,278</u>	<u>13,556,600</u>
<b>GRAND TOTAL EXPENDITURES BUDGETED</b> .....	<b>30,817,092</b>	<b>33,619,339</b>	<b>32,968,603</b>



# REVENUES & EXPENDITURES

## SCHEDULE 4 EXPENDITURES NOT BUDGETED (thousands of dollars)

	-----Fiscal Year Ending June 30-----		
	2007 Actual	2008 Estimated	2009 Estimated
<b>GENERAL FUNDS</b>			
<b>Dedicated Funds</b>			
Chief Executive .....	623	900	900
Department of Agriculture .....	9,474	11,115	10,461
Department of Banking and Insurance .....	25,124	832	832
Department of Children and Families .....	57,868	58,013	57,544
Department of Community Affairs .....	164,435	116,557	117,360
Department of Corrections .....	27,680	24,706	25,014
Department of Education .....	12,145	14,138	15,365
Department of Environmental Protection .....	30,947	72,942	71,786
Department of Health and Senior Services .....	256,267	285,381	287,874
Department of Human Services .....	701,949	816,966	719,196
Department of Labor and Workforce Development .....	159,203	204,930	207,634
Department of Law and Public Safety .....	216,272	257,123	286,078
Department of Military and Veterans' Affairs .....	136	3,951	3,927
Department of Personnel .....	---	3,200	3,200
Department of the Public Advocate .....	317	1,533	558
Department of State .....	46,032	23,825	23,337
Department of Transportation .....	324,879	303,856	300,463
Department of the Treasury .....	1,139,688	1,204,903	1,218,715
Interdepartmental Accounts .....	61	3,500	3,500
The Judiciary .....	60,210	59,223	60,394
<i>Total Dedicated Funds</i> .....	<u>3,233,310</u>	<u>3,467,594</u>	<u>3,414,138</u>
<b>Federal Funds</b>			
Department of Agriculture .....	271,295	328,390	353,470
Department of Banking and Insurance .....	170	---	---
Department of Children and Families .....	346,493	385,559	376,545
Department of Community Affairs .....	337,651	321,860	317,556
Department of Corrections .....	9,044	10,281	9,088
Department of Education .....	832,047	796,823	846,099
Department of Environmental Protection .....	46,725	228,422	186,101
Department of Health and Senior Services .....	1,531,169	1,673,791	1,626,609
Department of Human Services .....	3,820,472	4,018,827	4,088,691
Department of Labor and Workforce Development .....	369,409	428,917	435,423
Department of Law and Public Safety .....	106,660	206,285	215,620
Department of Military and Veterans' Affairs .....	31,828	50,785	36,208
Department of Personnel .....	325	---	---
Department of the Public Advocate .....	994	1,650	1,650
Department of State .....	32,096	35,587	34,816
Department of Transportation .....	25,743	61,656	57,991
Department of the Treasury .....	3,815	5,416	5,420
Interdepartmental Accounts .....	197	---	---
The Judiciary .....	81,358	93,403	96,664
<i>Total Federal Funds</i> .....	<u>7,847,491</u>	<u>8,647,652</u>	<u>8,687,951</u>
<b>Revolving Funds</b>			
Legislature .....	7	---	---
Department of Community Affairs .....	12,104	11,229	11,150
Department of Corrections .....	32,334	31,085	30,515
Department of Education .....	2,424	2,269	2,269
Department of Environmental Protection .....	799	390	427
Department of Health and Senior Services .....	13,052	17,247	19,366
Department of Human Services .....	6,695	6,428	6,428
Department of Labor and Workforce Development .....	396	---	---
Department of Law and Public Safety .....	181	275	275
Department of State .....	534	200	465
Department of Transportation .....	397	---	---
Department of the Treasury .....	85,450	87,170	87,170
<i>Total Revolving Funds</i> .....	<u>154,373</u>	<u>156,293</u>	<u>158,065</u>
<i>Total Expenditures General Fund</i> .....	<u>11,235,174</u>	<u>12,271,539</u>	<u>12,260,154</u>
<b>SPECIAL TRANSPORTATION TRUST FUND</b>			
General .....	2,264,715	2,560,772	2,513,260
<b>GRAND TOTAL EXPENDITURES NOT BUDGETED</b> .....	<u>13,499,889</u>	<u>14,832,311</u>	<u>14,773,414</u>

# REVENUES & EXPENDITURES

## SUMMARY REVENUES, EXPENDITURES AND FUND BALANCES GENERAL STATE FUNDS (thousands of dollars)

	-----Fiscal Year Ending June 30-----		
	2007 Actual	2008 Estimated	2009 Estimated
<b>Beginning Balances July 1</b>			
<i>Undesignated Fund Balances</i>			
General Fund . . . . .	1,216,710	1,410,354	951,118
Surplus Revenue Fund . . . . .	559,798	484,565	481,398
Property Tax Relief Fund . . . . .	2,613	690,723	--
Gubernatorial Elections Fund . . . . .	--	553	1,253
Casino Control Fund . . . . .	(1,645)	1,488	300
Casino Revenue Fund . . . . .	1,002	1,000	--
<b>Total Undesignated Fund Balances . . . . .</b>	<b>1,778,478</b>	<b>2,588,683</b>	<b>1,434,069</b>
<i>Designated Fund Balances</i>			
General Fund . . . . .	1,278,956	1,473,118	1,473,118
Property Tax Relief Fund . . . . .	7,489	5	5
Casino Control Fund . . . . .	875	875	875
Casino Revenue Fund . . . . .	25	25	25
Special Transportation Fund . . . . .	--	--	--
<b>Total Designated Fund Balances . . . . .</b>	<b>1,287,345</b>	<b>1,474,023</b>	<b>1,474,023</b>
<b>Total Beginning Balances . . . . .</b>	<b>3,065,823</b>	<b>4,062,706</b>	<b>2,908,092</b>
<b>Revenues</b>			
<i>General Fund</i>			
State Revenues (Schedule I) . . . . .	18,825,477	18,639,289	18,410,338
Other Revenues (Schedule II) . . . . .	11,252,435	12,271,539	12,260,154
Property Tax Relief Fund (Schedule I) . . . . .	12,376,516	12,845,593	13,556,600
Gubernatorial Elections Fund (Schedule I) . . . . .	551	700	700
Casino Control Fund (Schedule I) . . . . .	75,646	74,251	75,139
Casino Revenue Fund (Schedule I) . . . . .	459,612	411,983	425,826
Special Transportation Fund (Schedule II) . . . . .	2,346,413	2,560,772	2,513,260
<b>Total Revenues . . . . .</b>	<b>45,336,650</b>	<b>46,804,127</b>	<b>47,242,017</b>
<b>Other Adjustments</b>			
<i>General Fund</i>			
Balances lapsed . . . . .	--	285,090	--
From (To) Property Tax Relief Fund . . . . .	(103,479)	29,857	--
From (To) Long Term Obligation and Capital Expenditure Reserve . . . . .	--	--	(334,069)
From (To) Gubernatorial Elections Fund . . . . .	--	--	(3,127)
From (To) Surplus Revenue . . . . .	75,233	3,167	100
Budget vs GAAP adjustment . . . . .	(15,500)	--	--
Miscellaneous . . . . .	176,901	--	--
<i>Property Tax Relief Fund</i>			
From (To) General Fund . . . . .	103,479	(29,857)	--
Balances lapsed . . . . .	--	207,819	--
Budget vs GAAP adjustment . . . . .	(95,921)	--	--
Miscellaneous . . . . .	(7,484)	--	--
<i>Gubernatorial Elections Fund</i>			
From (To) General Fund . . . . .	--	--	3,127
Budget vs GAAP adjustment . . . . .	2	--	--
<i>Casino Control Fund</i>			
Budget vs GAAP adjustment . . . . .	550	--	--
<i>Casino Revenue Fund</i>			
Budget vs GAAP adjustment . . . . .	364	--	--
<i>Surplus Revenue Fund</i>			
From (To) General Fund . . . . .	(75,233)	(3,167)	(100)
<i>Long Term Obligation and Capital Expenditure Reserve</i>			
From (To) General Fund . . . . .	--	--	334,069
<i>Special Transportation Fund</i>			
Budget vs GAAP adjustment . . . . .	(81,698)	--	--
<b>Total Other Adjustments . . . . .</b>	<b>(22,786)</b>	<b>492,909</b>	<b>--</b>
<b>Total Available . . . . .</b>	<b>48,379,687</b>	<b>51,359,742</b>	<b>50,150,109</b>

# REVENUES & EXPENDITURES

## SUMMARY REVENUES, EXPENDITURES AND FUND BALANCES GENERAL STATE FUNDS (thousands of dollars)

	-----Fiscal Year Ending June 30-----		
	2007 Actual	2008 Estimated	2009 Estimated
<b>Expenditures</b>			
<i>General Fund</i>			
Expenditures Budgeted (Schedule III) . . . . .	18,588,087	19,416,639	18,905,658
Expenditures Not Budgeted (Schedule IV) . . . . .	11,235,174	12,271,539	12,260,154
Property Tax Relief Fund (Schedule III) . . . . .	11,695,964	13,714,278	13,556,600
Gubernatorial Elections Fund (Schedule III) . . . . .	--	--	5,080
Casino Control Fund (Schedule III) . . . . .	73,063	75,439	75,439
Casino Revenue Fund (Schedule III) . . . . .	459,978	412,983	425,826
Special Transportation Fund (Schedule IV) . . . . .	2,264,715	2,560,772	2,513,260
<b>Total Expenditures</b> . . . . .	<b>44,316,981</b>	<b>48,451,650</b>	<b>47,742,017</b>
<b>Ending Balances June 30</b>			
<i>Undesignated Fund Balances</i>			
General Fund . . . . .	1,410,354	951,118	118,702
Surplus Revenue Fund . . . . .	484,565	481,398	481,298
Property Tax Relief Fund . . . . .	690,723	--	--
Gubernatorial Elections Fund . . . . .	553	1,253	--
Casino Control Fund . . . . .	1,488	300	--
Casino Revenue Fund . . . . .	1,000	--	--
Long Term Obligation and Capital Expenditure Reserve . . . . .	--	--	334,069
<b>Total Undesignated Fund Balances</b> . . . . .	<b>2,588,683</b>	<b>1,434,069</b>	<b>934,069</b>
<i>Designated Fund Balances</i>			
General Fund . . . . .	1,473,118	1,473,118	1,473,118
Property Tax Relief Fund . . . . .	5	5	5
Casino Control Fund . . . . .	875	875	875
Casino Revenue Fund . . . . .	25	25	25
Special Transportation Fund . . . . .	--	--	--
<b>Total Designated Fund Balances</b> . . . . .	<b>1,474,023</b>	<b>1,474,023</b>	<b>1,474,023</b>
<b>Total Ending Balances</b> . . . . .	<b>4,062,706</b>	<b>2,908,092</b>	<b>2,408,092</b>

*The FY 2009 Budget*

(In Millions)

	<b>FY 2008 Adjusted Approp</b>	<b>FY 2009 Budget</b>	<b>Change</b>	
			<b>\$</b>	<b>%</b>
<b>Opening Surplus</b>	<b>\$ 2,588</b>	<b>\$ 1,434</b>	<b>\$ (1,154)</b>	<b>(44.6)</b>
Revenues				
Income	12,212	12,926	714	5.8
EITC Expansion	(40)	(60)	(20)	50.0
Sales	8,490	8,710	220	2.6
Corporate	2,675	2,460	(215)	(8.0)
Other	8,635	8,433	(202)	(2.3)
<b>Total Revenues</b>	<b>\$ 31,972</b>	<b>\$ 32,469</b>	<b>497</b>	<b>1.6</b>
Lapses	493			
<b>Total Resources</b>	<b>\$ 35,053</b>	<b>\$ 33,903</b>	<b>\$ (1,150)</b>	<b>(3.3)</b>
Appropriations				
Original	\$ 33,471	\$ 32,969	(502)	(1.5)
Supplemental	148			
<b>Total Appropriations</b>	<b>\$ 33,619</b>	<b>\$ 32,969</b>	<b>\$ (650)</b>	<b>(1.9)</b>
<b>Fund Balance</b>	<b>\$ 1,434</b>	<b>\$ 600</b>		
<b>Long Term Obligation and Capital Expenditure Fund</b>		<b>\$ 334</b>		

## ***FY 2008 Revenues***

(In Millions)

	<b>FY2007 CAFR</b>	<b>FY2008 Approp. Act Revenues</b>	<b>FY2008 Adjusted Revenues</b>	<b>Change to CAFR</b>	
				<b>\$</b>	<b>%</b>
Income	\$ 11,727	\$ 12,379	\$ 12,172	\$ 445	3.8
Sales	8,181	8,480	8,490	309	3.8
Corporate	2,997	2,520	2,675	(322)	(10.7)
Other*	<u>8,304</u>	<u>8,497</u>	<u>8,635</u>	<u>331</u>	4.0
<b>Total</b>	<b><u>\$ 31,209</u></b>	<b><u>\$ 31,876</u></b>	<b><u>\$ 31,972</u></b>	<b><u>\$ 763</u></b>	<b>2.4</b>

\* All Sales Tax and Corporation Business Taxes on Energy are included in Other.

***FY 2009 Revenues***

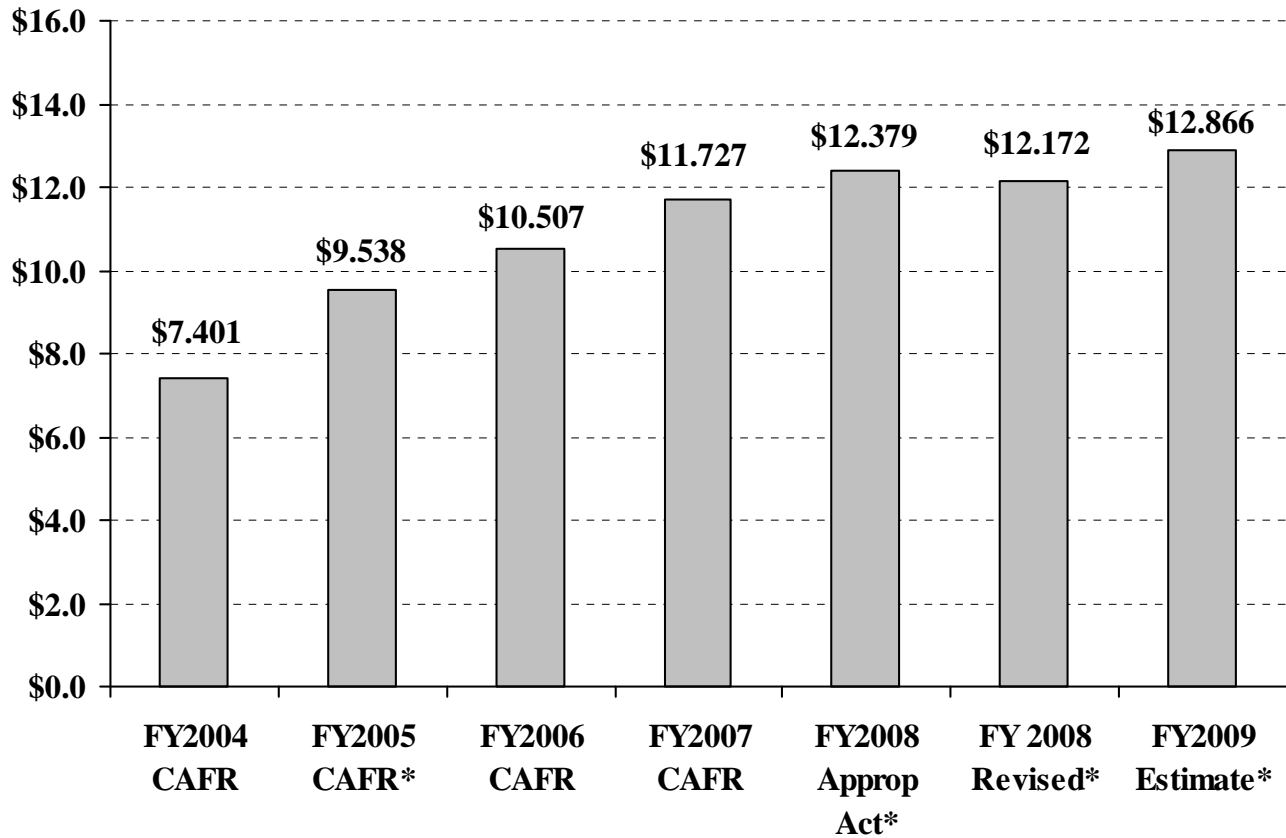
(In Millions)

	<b>FY2008 Adjusted Revenues</b>	<b>FY2009 Budget</b>	<b>Change</b>	
			<b>\$</b>	<b>%</b>
Income	\$ 12,172	\$ 12,866	\$ 694	5.7
Sales	8,490	8,710	220	2.6
Corporate	2,675	2,460	(215)	(8.0)
Other*	<u>8,635</u>	<u>8,433</u>	<u>(202)</u>	(2.3)
<b>Total</b>	<b><u>\$ 31,972</u></b>	<b><u>\$ 32,469</u></b>	<b><u>\$ 497</u></b>	<b>1.6</b>

\* All Sales Tax and Corporation Business Taxes on Energy are included in Other.

***GROSS INCOME TAX***

(In Billions)



\*These revenues include changes in tax policy.

FY 2005 – Tax rate increase on incomes of \$500,000 or greater

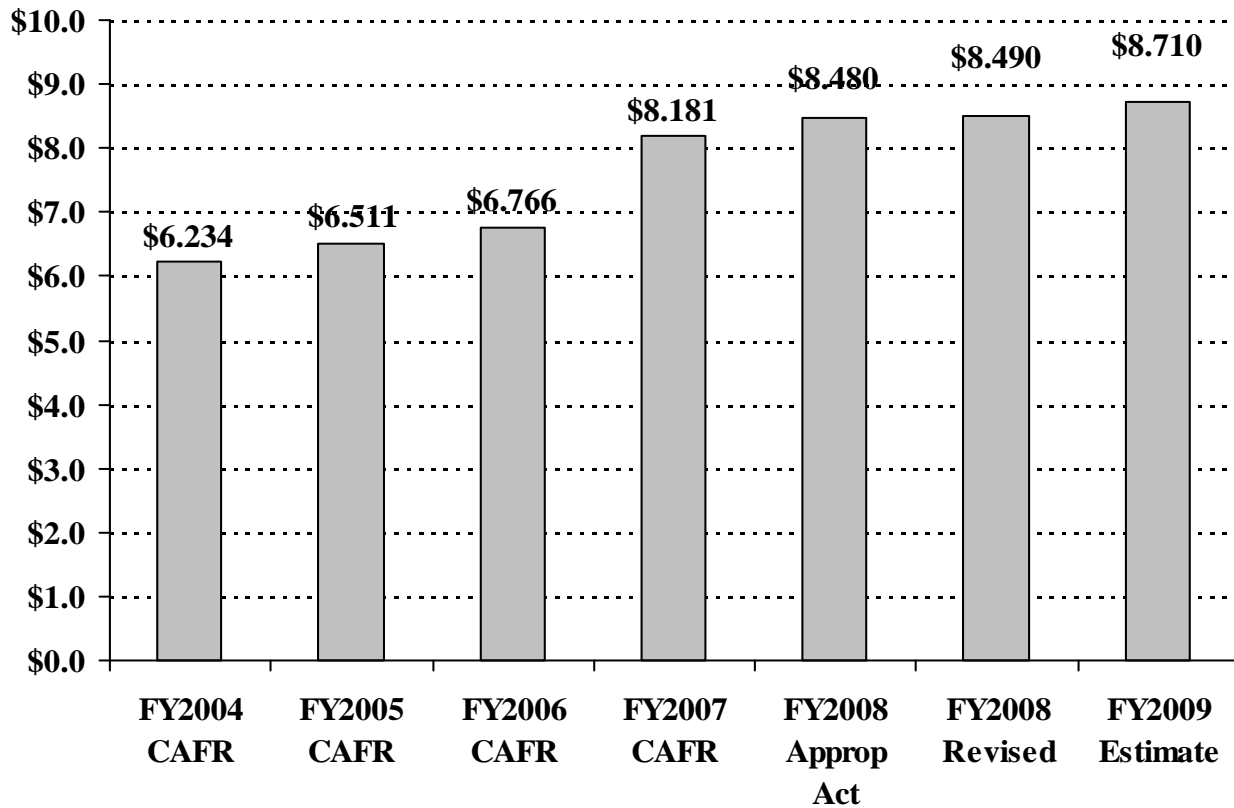
FY 2008 – EITC Expansion (AA - \$36 million; Revised - \$40 million)

FY 2009 – EITC Expansion (\$60 million)

CAFR – Comprehensive Annual Financial Report

## ***SALES TAX***

(In Billions)



FY2007 had a change in tax policy.

- increase in Sales Tax rate from 6% to 7%
- broadened Sales Tax base

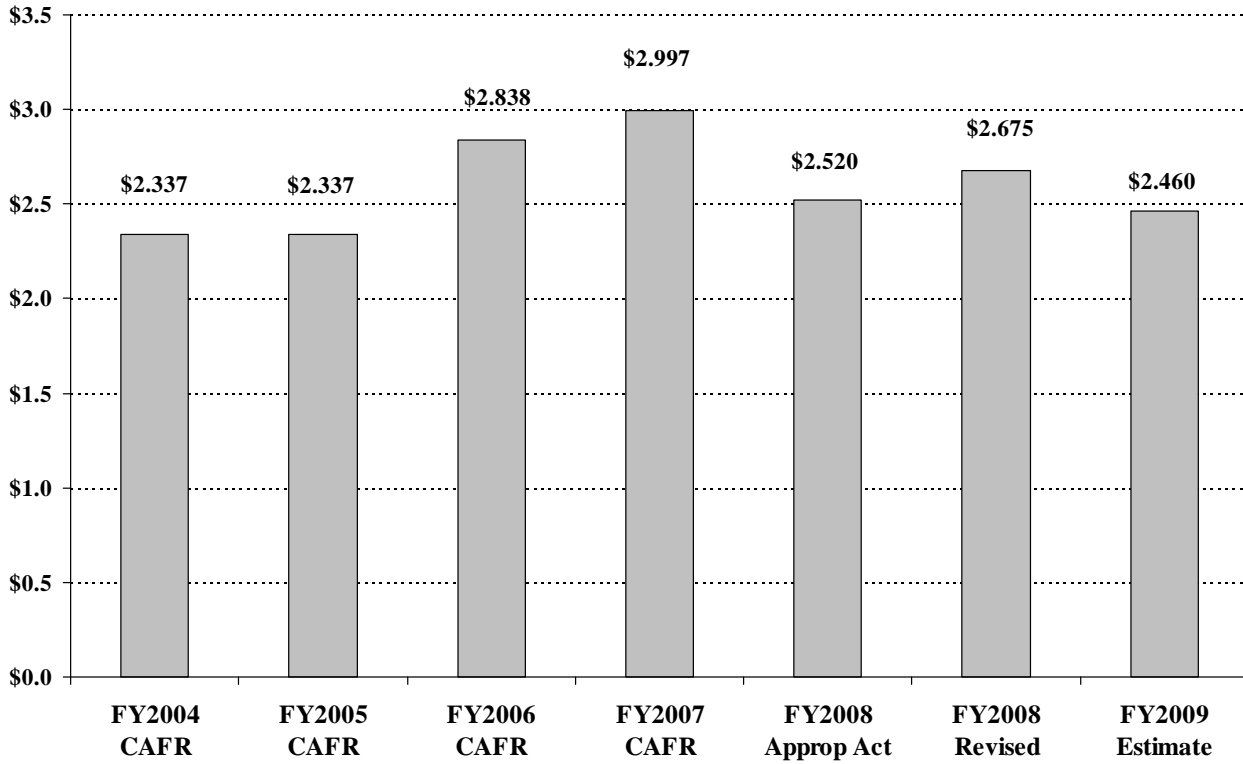
Sales Tax excludes the tax on energy

CAFR – Comprehensive Annual Financial Report



***CORPORATION BUSINESS TAX***

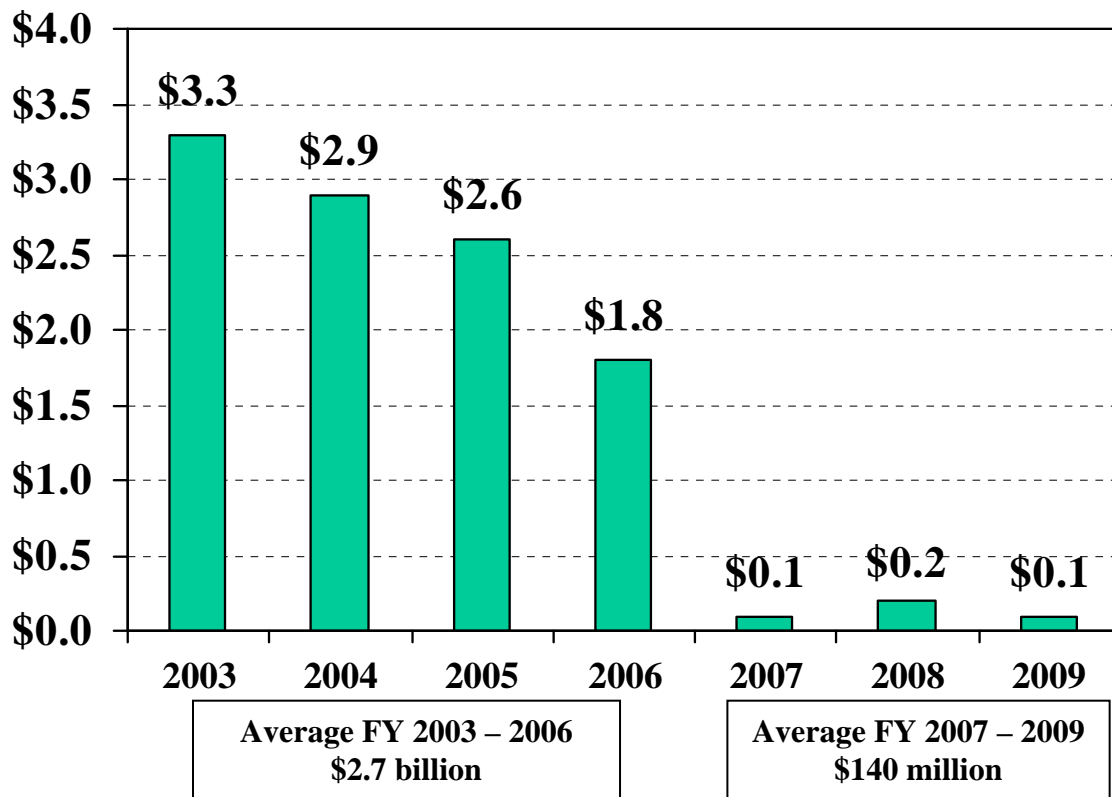
(In Billions)



Corporation Business Tax excludes the tax on energy  
 CAFR – Comprehensive Annual Financial Report

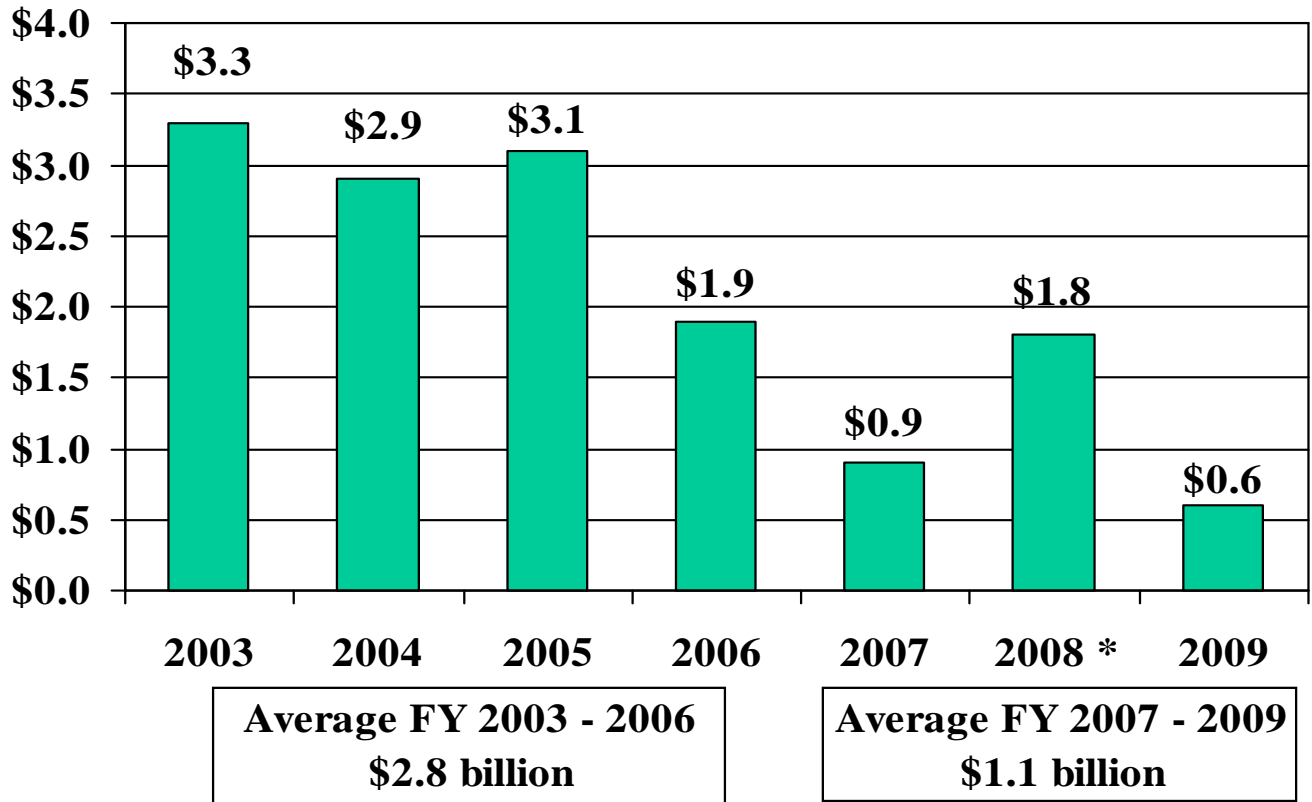
***Diversions from Dedicated Funds Down by 96%  
Compared to FY 2003 – FY 2006***

(In Billions)



## *Diversions from Dedicated Funds and Prior Year Surpluses*

(In Billions)



\* Includes \$650 million of deferred Sales Tax revenue

# REVENUES & EXPENDITURES

## *Diversions from Dedicated Funds Down by 96% Compared to FY 2003 - FY 2006*

(In Millions)

	FY 2003	FY 2004	FY 2005	FY 2006	FY 2007	FY 2008	Gov Budget FY 2009
Tobacco Securitization	\$ 1,557	\$ 1,612	\$ -	\$ -	\$ -	\$ -	\$ -
New Revenue Securitization	-	-	1,930	-	-	-	-
Unemployment Insurance Fund	325	325	100	350	-	-	-
Millionaire's Tax - Retroactive Impact	-	-	156	-	-	-	-
Federal Stimulus	106	433	-	-	-	-	-
PAAD Waiver	147	148	-	-	-	-	-
CBT Accelerated Payments	651	-	-	-	-	-	-
Car Registration Acceleration	-	-	16	22	22	6	-
Unclaimed Property	100	-	-	-	-	-	-
State Disability Fund	-	30	110	-	50	75	-
Securities Enforcement Collections	-	10	2	-	-	-	-
Real Estate Guarantee	-	1	-	-	-	-	-
NJ Redevelopment Authority	-	9	-	-	-	-	-
Hotel Revenue State Share	-	25	-	-	-	-	-
Economic Development Authority	-	30	2	2	-	-	-
Toll Road Revenue TTF	22	22	-	-	-	-	-
Catastrophic Illness in Children Relief Fund	-	4	-	-	-	-	-
Drug Enforcement Demand Reduction	4	3	1	2	1	2	1
Educational Facilities Authority	-	-	2	-	-	-	-
Federal TANF Balances	70	86	18	-	-	-	-
VOI/TIS Federal Funds	12	13	-	-	-	-	-
Cash Management Fund	20	-	-	12	-	-	-
Free Public Schools	25	-	-	-	-	-	-
Meadowlands Commission	62	-	-	-	-	-	-
Sanitary Landfill Contingency	6	6	-	-	-	-	-
Second Injury Fund	20	-	-	5	-	-	-
Surplus Lines	43	-	-	-	-	-	-
UMDNJ Self Insurance Fund	77	-	-	-	-	-	-
UEZ Balances	37	-	-	-	-	-	-
Mutual Workers' Compensation Fund	-	-	5	-	-	-	-
Petroleum Surcharge Fund	-	-	-	5	-	-	-
PAAD / ADDP Rebate Receivable	-	-	-	56	-	-	-
PAAD Medicare D Administration	-	-	-	5	-	-	-
Bond Refinancing	-	-	-	150	-	-	-
Benefit Enhancement Fund / Pensions	-	126	265	385	-	-	-
Asset Sales	-	-	-	200	-	-	-
Family Care **	-	-	-	-	-	-	55
Tobacco Settlement Fund	-	-	-	10	13	-	-
New Home Warranty Security Fund	-	-	-	20	-	-	-
Phase-out of Casino Comps	-	-	-	43	-	-	-
Public Records Preservation Fund	-	-	-	5	-	10	-
G.O. / Bldg. Authority Refinance Savings	-	-	-	266	-	-	-
Health Benefits / Rx Fund Balance	-	-	-	60	-	-	-
Health Care Subsidy Fund	-	-	-	-	-	12	6
Passaic River Litigation - Spill Fund	-	-	-	-	-	-	6
Higher Education Capital Improvement Fund	-	-	-	-	-	-	1
Market Transition Facility	-	-	-	-	-	11	-
Supplemental Workforce Fund	-	-	-	-	-	6	-
Cigarette Tax Revenue (Non-Pledged)	-	-	-	-	-	42	-
Cigarette and MVC Revenues	-	-	-	243	-	-	-
Tobacco Settlement Debt Restructuring	-	-	-	-	-	56	-
Fund Shifts (various)	-	-	-	-	44	-	-
Total, Dedicated fund Diversions	\$ 3,284	\$ 2,883	\$ 2,607	\$ 1,841	\$ 130	\$ 220	\$ 69
General Fund Surplus *	15	-	463	44	794	1,597	500
Grand Total ***	\$ 3,299	\$ 2,883	\$ 3,070	\$ 1,885	\$ 924	\$ 1,817	\$ 569

Comparing Approp Act to Approp Act

\* Of the FY 2007 amount, \$650 million was related to Sales Tax Revenue deferred for Property Tax Relief purposes.

\*\* FY 2008 Budget assumed federal funding shortfall which did not materialize.

\*\*\* Certain actions reflected on past versions of this chart were removed if the diversion was maintained for at least three years and is expected to continue.