

OUR **HISTORY.**

OUR **FUTURE.**

OUR **NEW JERSEY.**



THE FISCAL YEAR 2015

# BUDGET **SUMMARY**

**Chris Christie,** Governor

**Kim Guadagno,** Lt. Governor



State of New Jersey

# The Governor's FY 2015 Budget Budget Summary



**Chris Christie, Governor**  
**Kim Guadagno, Lt. Governor**

**Andrew P. Sidamon-Eristoff**  
State Treasurer

**Charlene M. Holzbaaur**  
Director

**Robert L. Peden**  
Deputy Director

**Jacki L. Stevens**  
Associate Director

**Mary E. Byrne**  
Assistant Director

**Brian E. Francz**  
Assistant Director

**Office of Management and Budget**  
February 25, 2014

This document is available via the Internet at <http://www.state.nj.us/treasury/omb>





# State of New Jersey

OFFICE OF THE GOVERNOR  
P.O. BOX 001  
TRENTON, NJ 08625-001

**CHRIS CHRISTIE**  
*Governor*

**KIM GUADAGNO**  
*Lt. Governor*

**FISCAL YEAR 2015 BUDGET  
OF  
CHRIS CHRISTIE  
GOVERNOR OF NEW JERSEY  
TRANSMITTED TO THE FIRST ANNUAL SESSION  
OF THE TWO HUNDRED SIXTEENTH LEGISLATURE**

**Mr. President, Mr. Speaker, Members of the Legislature:**

**In accordance with the provisions of C.52:27B-20, I hereby submit my budget recommendations for fiscal year 2014 - 2015.**

**This document provides a summary of my recommendations, and outlines the key aspects of my overall financial plan for the governmental services to be provided by the State to the citizens of New Jersey.**

**The budget detail, including information on specific line items of appropriations, will be submitted to the Legislature separately.**

**Respectfully submitted,**

A handwritten signature in black ink, appearing to read "Chris Christie", written over a light gray circular stamp.

**CHRIS CHRISTIE**  
Governor of New Jersey

**Attest:**

A handwritten signature in blue ink, appearing to read "Christopher S. Porrino", written over a light gray circular stamp.

**Christopher S. Porrino**  
Chief Counsel to the Governor

**February 25, 2014**



I. THE CHRISTIE RECORD: PUTTING NEW JERSEY ON THE PATH TO RECOVERY & BIPARTISAN REFORM .....	3
II. NEW JERSEY'S FISCAL OUTLOOK.....	9
III. THE FISCAL YEAR 2015 BUDGET: AN ATTITUDE OF CHOICE .....	19
<i>FISCAL YEAR 2015 FUNDING HIGHLIGHTS</i> .....	22
<i>PENSION REFORM: MAKING THE RIGHT CHOICE FOR A SECURE FUTURE</i> .....	28
<i>TAX FAIRNESS FOR MIDDLE-CLASS TAXPAYERS WHO PLAY BY THE RULES</i> .....	31
<i>CRITICAL FUNDING AND BOLD REFORM TO PUT A QUALITY EDUCATION IN REACH</i> .....	33
<i>TAKING THE NEXT STEP WITH BOLD AND INNOVATIVE MEDICAID REFORM</i> .....	40
<i>SAFE STREETS AND STRONG COMMUNITIES</i> .....	44
<i>A GOVERNMENT THAT PUTS PEOPLE FIRST</i> .....	49
<i>MOVING NEW JERSEY FORWARD FROM SANDY: RECOVER. REBUILD. RESTORE</i> .....	60
IV. SUMMARY CHARTS AND TABLES .....	75
V. APPENDIX .....	95





# THE CHRISTIE RECORD: PUTTING NEW JERSEY ON THE PATH TO RECOVERY & BIPARTISAN REFORM

SECTION I:

The Christie Record: Putting New Jersey on the Path to Recovery & Bipartisan Reform





## THE CHRISTIE RECORD: Putting New Jersey on the Path to Recovery & Bipartisan Reform

### Putting New Jersey's Fiscal House in Order

When Governor Christie was sworn into office, gross fiscal mismanagement had left an enormous \$2.2 billion deficit in the fiscal year 2010 budget, with less than half of the budget year remaining. Governor Christie acted to bring the budget back into balance, and did it without raising taxes. In fiscal year 2011, Governor Christie again acted decisively to close a projected \$11 billion budget deficit and pass a balanced budget that set New Jersey on the difficult, but proper course toward a sounder fiscal footing.

- Through successive budgets, Governor Christie has brought about fundamental government reforms, while still acting on a commitment to provide for the most vulnerable New Jerseyans.
- The result has been balanced budgets that have put the state on sound financial footing and critical reforms to control the cost of government to ensure that New Jersey never again reaches the brink of disaster as it did in 2010.
- Governor Christie's fiscal year 2015 budget proposal reinforces his commitment never to return to the reckless spending and fiscal irresponsibility in Trenton that brought New Jersey to the brink of catastrophe, holding discretionary spending below 2008 levels.

### Making Government More Efficient and Affordable

- **A 2 Percent Cap on Property Taxes & Reforms to Control the Cost of Government.** The Governor's historic Cap 2.0 has forced local governments to end skyrocketing increases in spending and make choices to fund core priorities. The Cap is the centerpiece of a comprehensive property tax reform agenda to ease the burden on taxpayers that also includes: a 2% cap on interest arbitration awards; pension and health benefits reforms; and proposed shared services, consolidation, and unused sick and vacation day payout reforms.
- **Historic, Bipartisan Pension and Health Benefits Reforms Saving Taxpayers over \$120 Billion over the Next 30 Years.** In September of 2010, Governor Christie put forward a bold, ambitious and unprecedented plan to deal with the enormous unfunded liability in the State's pension and post-retirement medical benefits. By daring to touch the third rail of politics and working with Democrats in the Legislature in the best interests of the people, landmark, bipartisan reforms achieved passage in June of 2011.
- **Interest Arbitration Reform.** Working together with Senate and Assembly Leadership, Governor Christie signed into law transformational, long-overdue interest arbitration reform that provides municipalities with the help they need to keep property taxes down for New Jerseyans.

- **A Smaller, More Efficient Government Workforce.** Governor Christie has acted on his commitment to build a more common-sense state government that works smarter and better, by focusing resources and services on individuals and outcomes. Governor Christie's efforts have resulted in a more efficient and streamlined state government. There are currently 6,000 fewer state government employees than when the Governor took office.

### Sweeping, Bipartisan Reforms and Historic Funding for Schools to Give Every Child the Quality Education They Deserve

- **The Most School Funding in New Jersey History:** The Governor's proposed increase of \$36.8 million would bring total aid to schools to over \$9 billion, marking the fourth year in a row of setting a historic high.
- **Historic Bipartisan Changes to the Nation's Oldest Tenure Law.** Marking the first extensive reform of New Jersey's tenure law in over 100 years, Governor Christie signed into law the Teacher Effectiveness and Accountability for the Children of New Jersey (TEACHNJ) Act, a sweeping, bipartisan overhaul of the oldest tenure law in the nation.
- **Working with Teachers to Bring Performance-Based Pay to Newark Schools.** For the first time in New Jersey history, teachers in Newark will earn raises and be eligible for additional bonuses based on annual performance evaluations that include measuring the progress being made by their students. This new contract will enable Newark to retain and reward the best teachers and improve the quality of education for their students.
- **Expanding School Options for Children and their Families.** The Christie Administration has increased the overall number of charter schools in New Jersey to 94, while relentlessly focusing on quality and holding all schools accountable for results by closing 10 low-performing charter schools.
  - **The Urban Hope Act.** This law expands education options in failing schools and school districts in urban communities in New Jersey in order to provide students and their parents with renewed hope and access to quality educational opportunities.
  - **Increased Access to High-Quality Charter Schools.** Governor Christie has improved the authorizing and application process, encouraged more charter school applicants, created greater flexibility with administration and finances, and allowed greater school choice by implementing a law that allows private schools to convert into charters.
- **The Interdistrict Public School Choice Program.** This program is increasing educational opportunities for students and their families by providing students with the option of attending a public school outside their district of residence without cost to their parents. The fiscal year 2015 budget supports more than 5,000 students.
- **Historic Reorganization of New Jersey's Higher Education Institutions.** Continuing his strong record of bipartisan cooperation and compromise to put results before politics, Governor Christie signed the bipartisan New Jersey Medical and Health Sciences Education Restructuring Act into

law, achieving a long-awaited, dramatic overhaul and strengthening of the State's higher education system that had eluded leaders in the state for more than a decade. The fiscal year 2015 budget continues to support this initiative.

- **Expanding Access to In-State Tuition to New Jersey's Dreamers.** Following through on his promise to bring tuition equality to all New Jersey students who wish to attend college in the state, Governor Christie signed the landmark New Jersey Dream Act in December 2013.

### Increasing New Jersey's Competitiveness for Job Creation and Economic Growth

- **Nearly 122,000 New Private Sector Jobs.** Under Governor Christie, New Jersey has seen four consecutive years of private sector job growth, the best 12-month period of job growth in a decade, and the best single month of job creation on record.
  - At 7.3 percent, New Jersey's unemployment rate is now the lowest it's been in five years, since December 2008. Over the past year, New Jersey has seen the second largest drop in its unemployment rate of any state in the nation, behind only North Carolina.
- **Over \$2.3 Billion in Targeted, Job Creating Tax Cuts and Reforms.** Beginning with the fiscal year 2012 budget, Governor Christie tackled New Jersey's worst-in-the-nation business tax climate with tax cuts and reforms that had stalled in Trenton for years. Among the tax reforms included were: long-awaited changes to a single sales factor formula that incentivizes businesses to invest in New Jersey; income/loss netting and loss carry-forward reform; a 25% reduction in the minimum tax on S-Corporations, which is how many small businesses file their taxes; research and development incentives; and elimination of the Transitional Energy Facility Assessment.
- **The Economic Opportunity Act.** Governor Christie signed into law bipartisan job creation legislation, a result of months of hard work from members of both sides of the aisle. The bill streamlines New Jersey's economic development incentive programs into two categories: GrowNJ, which will become the State's main job creation incentive program, and the Economic Redevelopment and Growth Program which is now New Jersey's sole incentive program for developers.
- **Making New Jersey More Business Friendly.** Through Christie Administration initiatives such as the New Jersey Partnership for Action and the Red Tape Review Commission, New Jersey is sending a clear signal that we are a place that welcomes investment, growth, and entrepreneurship.

### Expanding Access to Vital Services for New Jersey's Most Vulnerable Residents

- **Expanded Access to Health Care Coverage for New Jersey's Most Vulnerable Citizens through Medicaid.** New Jersey already has one of the most expansive and generous Medicaid programs in the nation, including the second highest eligibility rate for children. Expanding Medicaid will mean that more New Jerseyans at or near the poverty line will have access to critical health services.

- **Expanding the Drug Court Program for Non-Violent Offenders.** Governor Christie firmly believes that no life is disposable and successfully fought for reform to change the way we treat non-violent drug offenders, with an expansion of the State's Drug Court program to treat addiction. Governor Christie is continuing to provide the necessary resources to expand the program.
- **Continued Funding to Increase Access to Health Centers.** New Jersey's 105 community health care centers provide comprehensive services to nearly half a million of the state's most vulnerable citizens, including vaccinations, dental care and health screenings. The fiscal year 2015 budget continues to support these critical health care centers.
- **Helping Individuals with Developmental Disabilities Stay in their Communities.** Governor Christie has long spoken of the State's moral imperative to recognize the unique needs of every New Jerseyan with intellectual and developmental disabilities and has expressed a steadfast commitment to helping them lead richer and fuller lives. The Governor has fundamentally changed the way services and programs support these individuals and their families by moving away from a system that has historically focused on institutionalization to one that emphasizes home and community-based services and supports. Governor Christie has refocused resources to provide people with disabilities the ability to live among family, friends and neighbors.


SECTION II:

New Jersey's Fiscal Outlook

*The Economic Outlook*

*Shared Challenges: A Comparison to the United States and Other States*

*Revenue Forecast*







## New Jersey's Fiscal Outlook

### The Economic Outlook

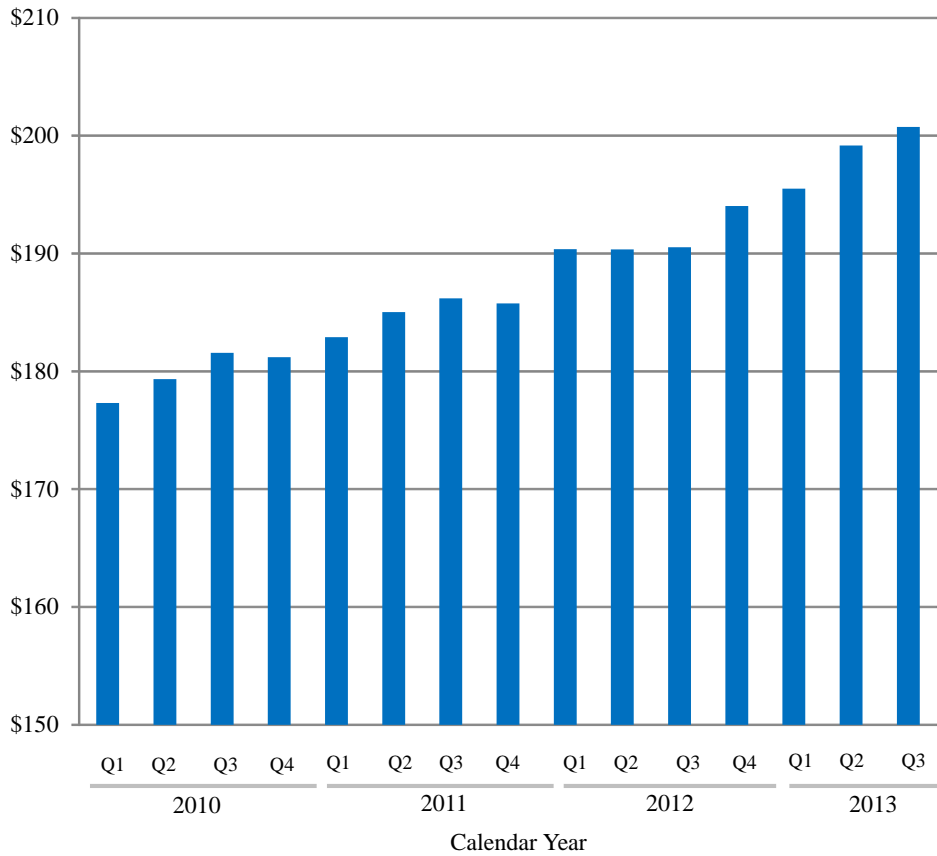
New Jersey's economic expansion continued in 2013. The state saw a fourth straight year of private sector job growth. A total of 10,100 jobs (7,300 in the private sector) were created in the state over the 12 months ending in December 2013, according to the preliminary estimates. A total of 121,900 private sector jobs have been created since February 2010. Looking at 2013 as a whole, the average number of jobs in the state (both total and private sector) was 1.6% higher than the 2012 average.

State income has continued to set new highs in virtually every quarter. In the third quarter of 2013 aggregate personal income of New Jersey residents surpassed a \$500 billion annual rate. Wages and salaries paid by New Jersey employers set new records in each of the first three quarters of 2013.

## New Jersey Private Wages and Salaries

Overall 13.2% Increase Since 1<sup>st</sup> Quarter 2010

(In Billions)



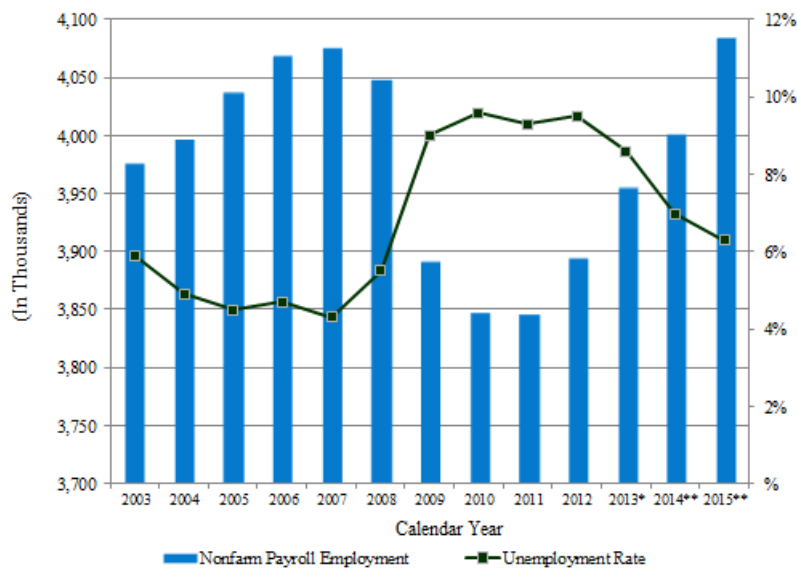
Source: The U.S. Bureau of Economic Analysis

The state's housing market continued to expand in 2013. Housing permits rose 35% to 24,270, the highest number since 2007. The New Jersey Association of Realtors reports that sales of existing single-family homes in 2013 were 18% higher than in 2012. Housing prices have started to move back up; information compiled by the Federal Reserve Bank of New York suggests particularly rapid growth in prices in the Northeastern part of the state. Regional data show that the strengthening in homebuilding and sales has been statewide. The auto market also continues to strengthen, with sales of new cars rising 9.5% in 2013 to surpass the half-million unit level for the first time since 2007.

The state's unemployment rate fell dramatically over the course of 2013, plunging from 9.5% in December 2012 to 7.3% in December 2013. This was, far and away, the largest 12-month drop in the unemployment rate in the state's records. December's 7.3% rate was the lowest since December 2008. Even with a decline in the labor force participation rate in 2013, the December 2013 New Jersey labor force participation rate remained notably higher than the national average: 66.8% vs. 63.9%. Similarly, the fraction of our working age population employed is higher than the national norm: 59.3% vs. 58.6%.

The outlook for 2014 and 2015 is positive. Indicators of coincident economic activity compiled by the Federal Reserve Banks of New York and Philadelphia show that the state's expansion was ongoing at the end of 2013, and the Philadelphia Fed's index of state leading indicators suggest that growth will continue into 2014. In this environment, job growth is likely to be at or above the average of the last several years, and the unemployment rate should continue to move down. Ongoing rebuilding from Super Storm Sandy will help bolster the economic expansion, and it is likely that tourism activity at the Shore will return to more normal levels after a modest post-Super Storm Sandy drop in 2013.

### New Jersey Unemployment and Nonfarm Payroll Employment



\* Preliminary  
 \*\* Projections  
 Source: U.S. Bureau of Labor Statistics

## Shared Challenges: A Comparison to the United States and Other States

The national economic expansion is continuing. Over the twelve months of 2013 the nation added 2.2 million jobs, virtually equal to the job gains experienced in both 2011 and 2012. Despite the sustained job recovery, in December 2013 the aggregate national job count was still more than 1 million under that of December 2007, and the number of private sector jobs remained more than one-half million under its peak.

The national unemployment rate fell substantially over the course of 2013, hitting a five-year low of 6.7% in December. Ongoing declines in the labor force participation rate have played a major role in bringing down unemployment. The fraction of the working-age population employed in December was unchanged from a year earlier, and was nearly five percentage points below its pre-recession peak.

The improvement in the national labor market was accompanied by continuing growth in Gross Domestic Product (GDP). Inflation measures remained low. One notable feature of the inflation situation has been unusually slow growth of measures of health care prices.

In general, forecasters are calling for national growth in 2014 and 2015 to be higher than in 2013. Aggregate household wealth has reached new highs, with housing prices beginning to rise, interest rates remain extremely low, and in many parts of the nation, state and local government spending is on the rise. Federal government spending remains under downward pressure, but the amount of federal spending cuts is likely to be less than in 2013. Moreover, any negative impact of the January 1, 2013 increase in federal taxes will be fading. While growth appears to be slowing in some major foreign economies, most notably China, Europe may be starting to emerge from its most recent slowdown. On balance, the aggregate outlook appears to be favorable.

New Jersey has participated in the national economic expansion. While the decline in state jobs in December 2013 reported in the preliminary numbers held back our job growth for that 12-month period. For prior months of the year our gains were generally comparable to those of the nation. As noted earlier, average monthly employment in New Jersey in 2013 was 1.6% higher than in 2012. This increase was virtually equal to the national figure and was higher than that for Massachusetts, Connecticut, New York, Pennsylvania, and Maryland. As was the case for the nation as a whole, our unemployment rate dropped substantially in 2013.

Indexes of monthly economic activity compiled by the Federal Reserve Bank of Philadelphia suggest that New Jersey's growth has been at or above the national pace, and higher than other states in the region. Our own monthly index of state activity also suggests that the state's economy is growing at a faster rate. The Philadelphia Fed's index of leading activity in December 2013 suggests that New Jersey could be one of the fastest-growing states in the nation in the first half of 2014 (job growth is only one of the items encompassed in the Philadelphia Fed's measure of aggregate state activity).

On the spending side, nationwide household outlays on big-ticket items, notably cars and homes, rose sharply last year, reflecting higher incomes, greater consumer confidence, and easier financial conditions. Housing permits, existing home sales, and new car sales grew somewhat more rapidly in New Jersey in 2013 than in the nation as a whole.

## Revenue Forecast

Based on estimates from the Department of the Treasury, Office of Revenue and Economic Analysis, New Jersey's total revenues for fiscal year 2015 will be \$34.4 billion, \$1.9 billion, or 5.8% above the revised projected fiscal year 2014 level. The level of fiscal year 2015 revenues will be \$1.9 billion higher than the previous record high of \$32.6 billion, reported in fiscal years 2008 and 2014.

## Fiscal 2015 Revenues

(In Millions)

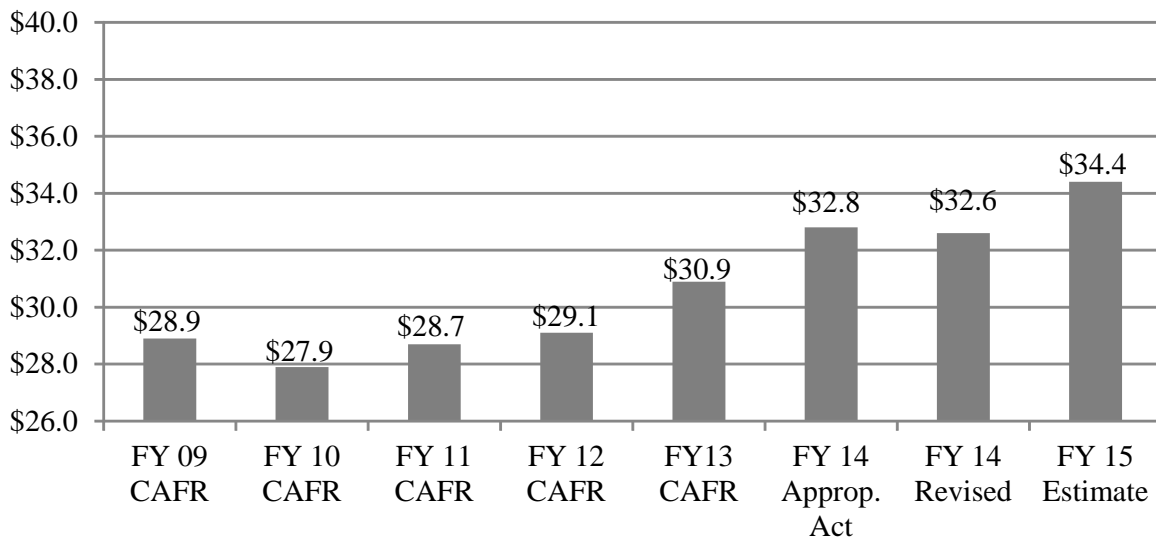
	FY 2014	FY 2014	FY 2015	Change from Revised	
	Approp. Act	Revised	Estimate	\$	%
Income	\$ 13,039	\$ 12,928	\$ 13,988	1,060	8.2
Sales	8,680	8,680	9,212	532	6.1
Corporate	2,416	2,420	2,583	163	6.7
Other*	8,678	8,535	8,664	129	1.5
<b>Total</b>	<b>\$ 32,813</b>	<b>\$ 32,563</b>	<b>\$ 34,447</b>	<b>1,884</b>	<b>5.8</b>

\* All Sales Tax and Corporation Business Tax on Energy are included in Other

Revenue growth will be generated by ongoing gains in the state's economy, which is now in its fifth year of recovery. Employment and incomes will continue to advance, and the unemployment rate is expected to keep declining.

## FY 2015 Revenues Will Continue to Strengthen

(In Billions)



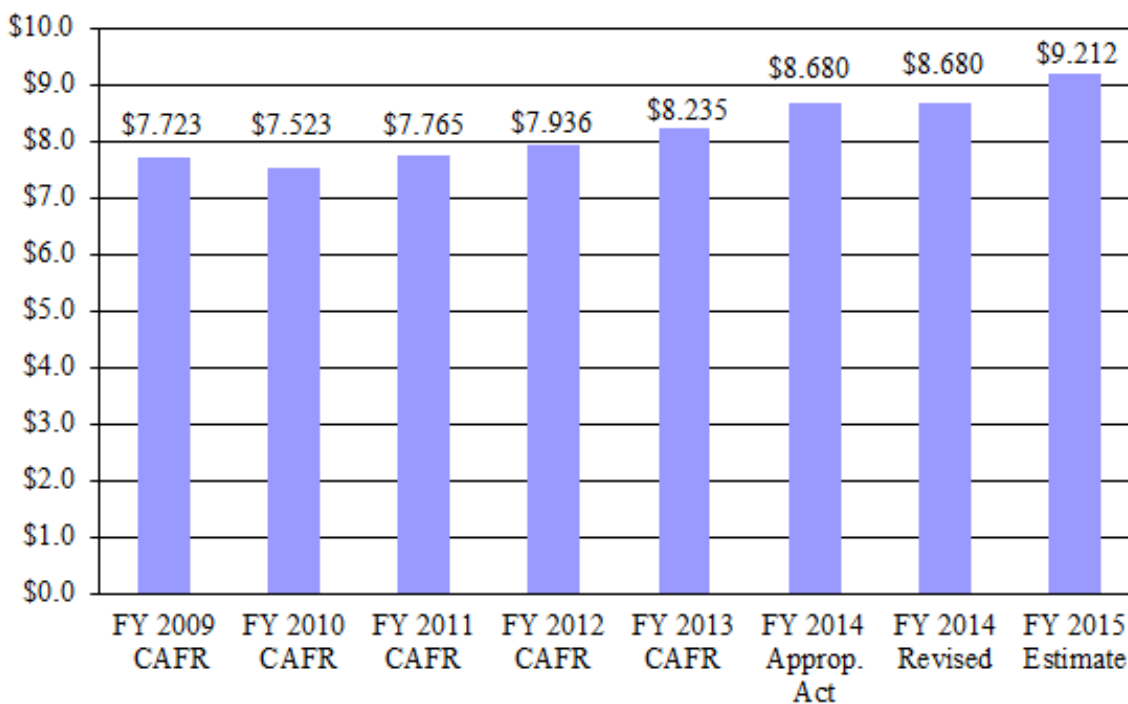
CAFR – Comprehensive Annual Financial Report

Sales Tax

The forecast of \$9.2 billion in Sales Tax revenue for fiscal year 2015 is an increase of \$532 million over the fiscal year 2014 level. The 6.1% increase reflects ongoing growth in consumer spending, augmented by bringing businesses sales tax to the same level as consumers in the Urban Enterprise Zones (UEZ).

## Sales Tax

(In Billions)



FY 2009 includes \$142.5 million received under the Tax Amnesty program

FY 2015 includes \$28 million loophole-closing initiatives and \$70 million in UEZ program changes

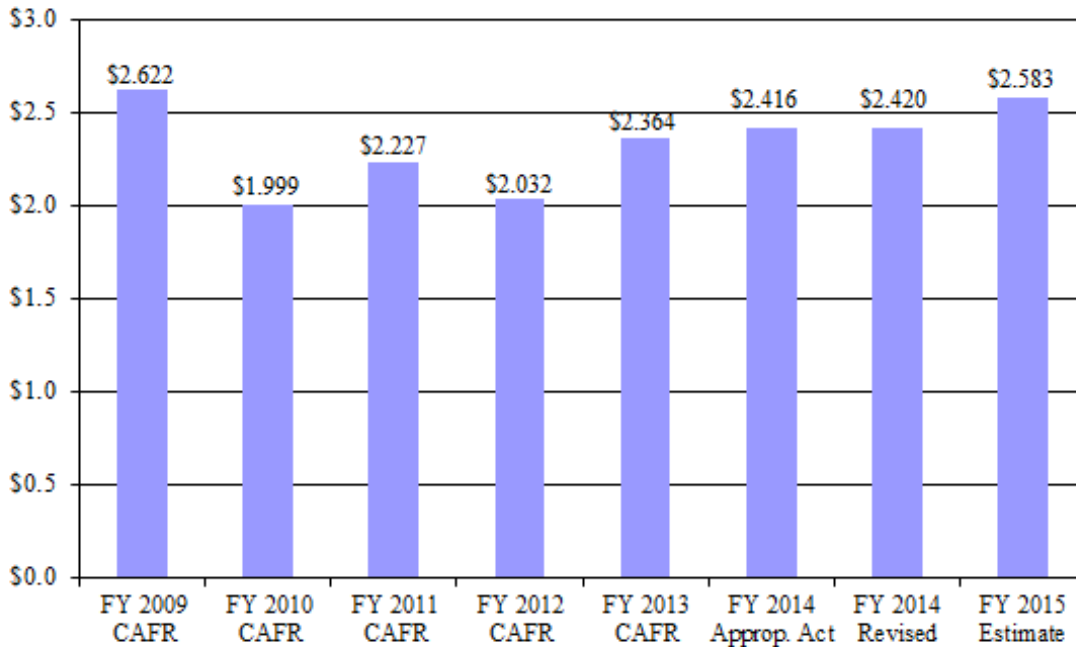
Sales Tax excludes the tax on energy

## Corporation Business Tax

The Corporation Business Tax forecast of \$2.6 billion for fiscal year 2015 is \$163 million, or 6.7% above the revised fiscal year 2014 level (\$167 million, or 6.9%, vs. the fiscal 2014 Appropriations Act). In fiscal year 2015 revenues are anticipated to be augmented as a result of proposed legislation to close loopholes. In general, though, Corporate Tax collection growth in recent years has been relatively modest, compared to prior economic expansions. One contributing factor appears to be the ongoing shift of activity toward limited liability companies not subject to the tax. Redemptions of State tax credits awarded under various programs are another factor holding back Corporate Business Tax growth.

## Corporation Business Tax

(In Billions)



FY 2009 includes \$392.6 million received under the Tax Amnesty program

FY 2011 4% Gross Income Tax Surcharge expired

FY 2012 includes \$70 million in tax cuts

FY 2013 includes \$127.5 million in tax cuts

FY 2014 includes \$149.5 million in tax cuts

FY 2015 includes \$176.5 million in tax cuts; \$89 million loophole-closing initiatives

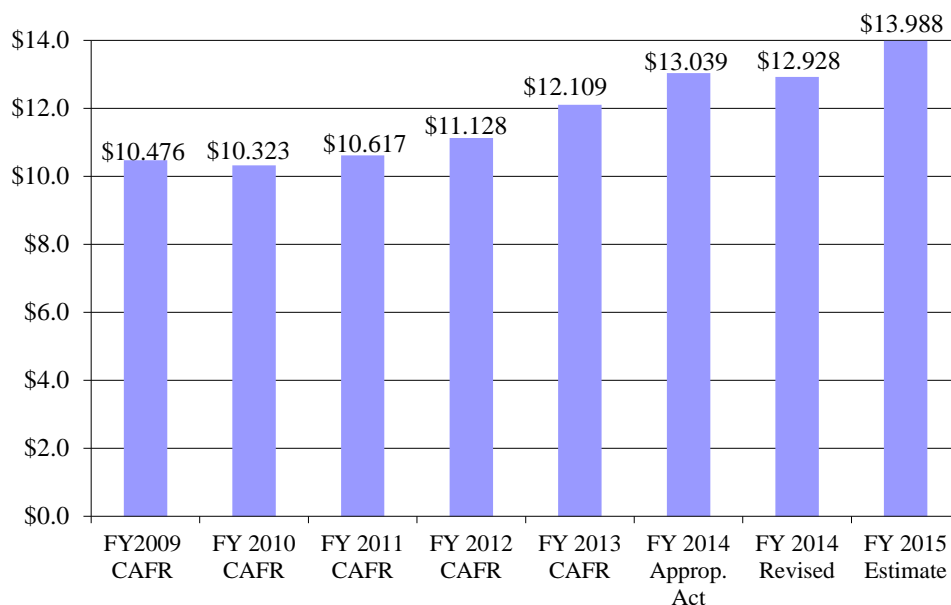
Corporation Business Tax excludes the tax on energy

## Gross Income Tax

Fiscal year 2015 Gross Income Tax revenues are projected to be \$14.0 billion, or 8.2%, higher than the revised fiscal year 2014 estimate. Income tax growth is expected to pick up as the state's economy continues to strengthen, and the impact of the "fiscal cliff" fades. The January 1, 2013 increase in federal income tax rates spurred an acceleration of taxable income realizations toward calendar year 2012, and thus fiscal year 2013. Thus, income tax growth was artificially high in fiscal year 2013, and as a payback, revenue growth was temporarily lower than economic fundamentals may have suggested in fiscal year 2014.

## Gross Income Tax

(In Billions)



FY2009 Incremental change in EITC (\$60 million); Tax Amnesty of \$88.9 million

FY2010 Incremental change in EITC (\$9.9 million); EITC federal reimbursement (\$150 million); Millionaire's tax enacted

FY2011 Income Tax Surcharge expired

FY2012 includes \$23 million in tax cuts

FY2013 includes \$67 million in tax cuts

FY2014 includes \$117 million in tax cuts

FY2015 includes \$167 million in tax cuts; \$18 million loophole-closing initiatives

New Jersey's income tax structure is exceptionally progressive. Treasury Department analysis suggests that our structure is likely one of the two most progressive in the nation. This results in revenues being concentrated among a relatively low number of high income taxpayers, and also being heavily dependent on highly volatile and unpredictable income sources, most notably capital gains.



# THE FISCAL YEAR 2015 BUDGET: AN ATTITUDE OF CHOICE

## SECTION III:

*An Attitude of Choice*

*Fiscal Year 2015 Funding Highlights*

*Pension Reform: Making the Right Choice for a Secure Future*

*Tax Fairness for Middle-Class Taxpayers Who Play By the Rules*

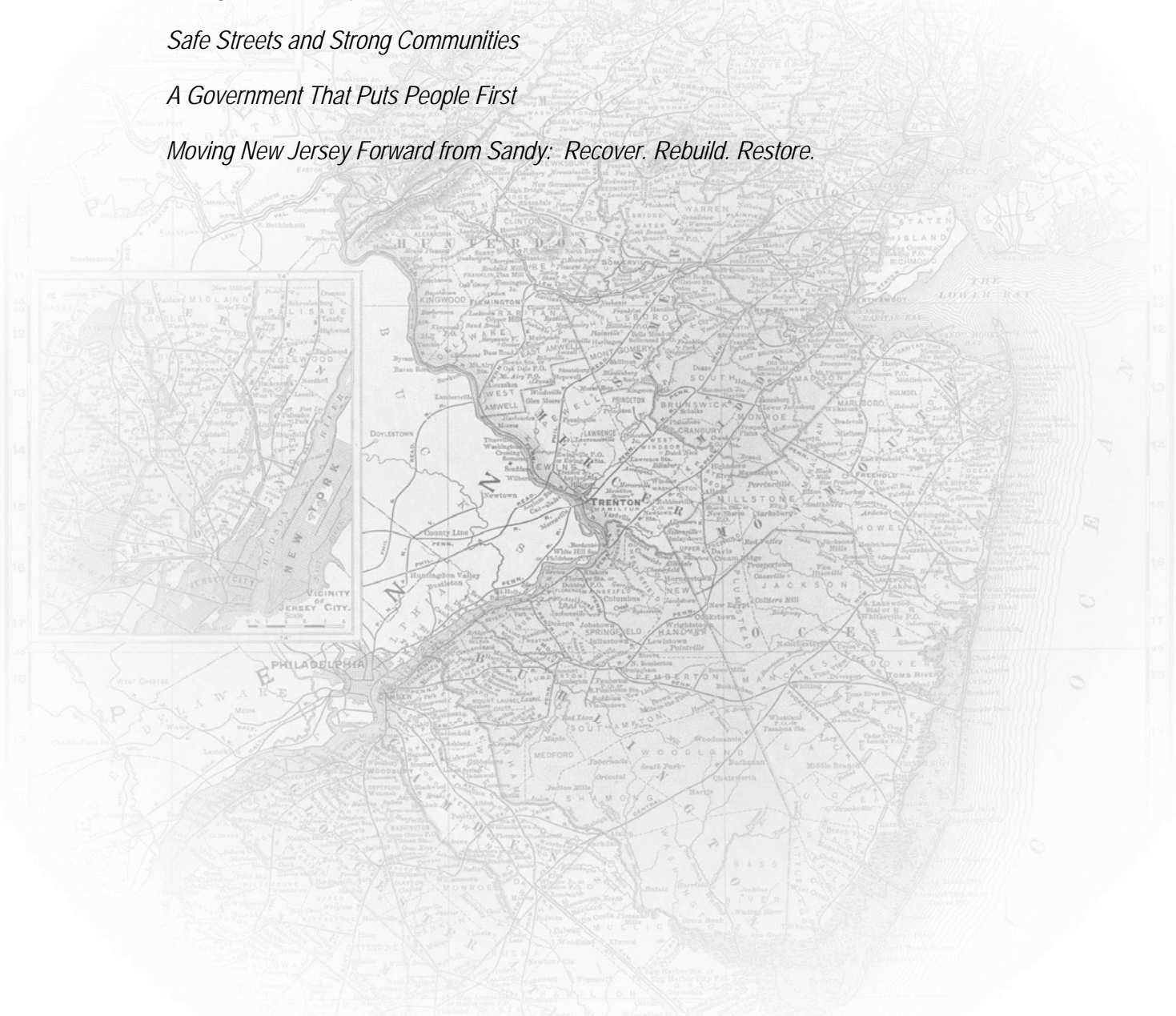
*Critical Funding and Bold Reform to Put a Quality Education in Reach*

*Taking the Next Step with Bold and Innovative Medicaid Reform*

*Safe Streets and Strong Communities*

*A Government That Puts People First*

*Moving New Jersey Forward from Sandy: Recover. Rebuild. Restore.*





## An Attitude of Choice

### *Governor Christie Delivers Fifth Balanced Budget without Raising Taxes and Chooses to Protect Investments for Our Children, Our Most Vulnerable, While Meeting Our Pension Obligations*

When Governor Christie took office in January of 2010, New Jersey's fiscal house was broken - decades of gross mismanagement and shortsighted budgeting practices in Trenton left the state on the brink of catastrophe. Governor Christie acted decisively to bring the State's budget back into balance – addressing \$13 billion in combined projected deficits – and struck out a path for New Jersey of responsibility and reform. The Governor's approach broke sharply with the past; it didn't rely on higher taxes and more spending and it set the tone for responsible government in New Jersey – the attitude of choice.

Today, the imprint of that new attitude in New Jersey is clear. In this fiscal year 2015 budget, Governor Christie has restrained discretionary spending while protecting priorities, making investments, and meeting the State's obligations.

### The Governor's Proposed Fiscal Year 2015 Budget:

- Is the Governor's fifth consecutive balanced budget, which also maintains a surplus of \$313 million.
- Spends \$2.2 billion less in discretionary spending than in fiscal year 2008.
- Makes the largest State pension payment ever for the second consecutive year, at \$2.25 billion this year.
- Delivers more than \$1.2 billion in direct property tax relief to New Jersey homeowners, seniors, and disabled residents.
- Provides the most funding in New Jersey history for education for a fourth year in a row at nearly \$12.9 billion.
- Continues to invest in higher education with an additional \$159 million in aid to colleges and students.
- Funds New Jersey's hospitals with \$985 million in support.
- Commits to the Governor's belief that no life is disposable by providing an additional \$4.5 million in funding to expand New Jersey's mandatory drug court program to help nonviolent offenders reclaim their lives.
- Helps reclaim even more lives with up to \$1 million for an innovative substance abuse treatment program that integrates employment services with treatment.

### Choosing Responsibility: Taking on the Looming Pension, Health Benefit and Debt Crisis

This budget meets the State's obligations while funding key priorities, but the challenge today is immediate and clear – the looming crisis posed by New Jersey's out-of-control pension, health benefits, and debt service costs is at our doorstep.

Though the historic, bipartisan pension and health benefits reforms enacted in 2011 reduced New Jersey's state and local unfunded pension liabilities, New Jersey's long-term fiscal health continues to be seriously threatened:

- While Governor Christie is making the largest pension payment in state history, an astounding 78% of the \$2.25 billion payment goes to the Accrued Unfunded Liability of the pension system. The legacy of years of irresponsibility from governors and legislators who paid little or nothing into the system, and enhanced benefits without funding, along with negative investment performance, have contributed greatly to the increase in the system's unfunded liability.
- 94% of the year-over-year growth from last year to this year is not going to schools, infrastructure, or higher education. It's going to cover the growth in pension, health benefits, and debt service costs.
- More than \$3.2 billion of the \$5.4 billion in increased revenue since fiscal year 2012 is being eaten up by pension, health benefits, and debt service obligations.

Unless New Jersey's leaders make the choice to go further with reforms, these costs will overwhelm the State budget, monopolize resources, and threaten the investments and progress New Jersey has made over the past four years. New Jersey is at a crossroads and the choice is simple to either reform the system to bring these costs under control or forego, and perhaps reverse, investments in other priorities essential to our state's future.

### Fiscal Year 2015 Funding Highlights

In the fiscal year 2015 budget, Governor Christie continues to take the lead in creating an attitude of choice by responsibly managing government and making the choice to prioritize and fund investments that are crucial to New Jersey's future.

#### Keeping New Jersey on a Fiscally Responsible Path with a Fifth Consecutive Balanced Budget:

- **A Balanced Budget with a Responsible Surplus.** For the fifth consecutive year, Governor Christie is putting forward a responsible budget that funds key priorities while ensuring New Jersey has the resources available for unforeseen circumstances.
- **Holding Discretionary Spending \$2.2 Billion Below Fiscal Year 2008 Levels.** Governor Christie's budget reinforces his commitment never to return to the reckless spending and fiscal irresponsibility in Trenton that brought New Jersey to the brink of catastrophe, holding discretionary spending \$2.2 billion below 2008 levels.
  - Over 94% of the year-over-year increase in State spending between fiscal year 2014 and the proposed fiscal year 2015 budget is attributable to non-discretionary State obligations – increased pension, debt service, and health benefits costs.
- **The Largest Pension Payment in State History.** Adding to the sweeping, bipartisan pension and benefit reforms and Governor Christie's commitment to restoring solvency to New Jersey's pension

funds, the fiscal year 2015 budget will make a \$2.25 billion payment to the State's pension funds. The payment further builds on the Governor's commitment to meet the State's obligation last year, the then-largest payment in state history of \$1.58 billion into the fund.

- **A Smaller, More Efficient State Government.** Governor Christie's responsible management has resulted in a more efficient and streamlined State government. There are more than 6,000 fewer State government employees than when the Governor took office. Further, Governor Christie has acted on his commitment to building a more commonsense State government that works smarter and better. The Christie Administration's government reorganization in fiscal year 2013 focused resources and services on the individual, creating new reformed agencies to provide for the holistic needs of thousands of New Jersey's most vulnerable residents.
- **Direct Property Tax Relief for New Jersey Families.** While Governor Christie's reforms to deliver sustainable, long-term relief to the New Jersey property tax crisis continue taking effect, Governor Christie is providing relief to property taxpayers in 2014 with an average Homestead Benefit of *\$516 for seniors and disabled homeowners* with incomes up to \$150,000, and an average benefit of *\$402 for all other homeowners* with incomes up to \$75,000.
- **Continued Funding for the Senior and Disabled Citizens' Property Tax Freeze.** The \$203.1 million included in the fiscal year 2015 budget proposal will continue to allow benefits to grow for over 152,000 current beneficiaries. It will also allow an expected 32,500 new seniors and citizens with disabilities to claim their first year of benefits.

### Choosing to Invest in What Matters Most:

#### *New Jersey's Schools, Our Students, and Our Higher Education Institutions*

- **Most School Aid in History for Four Years in a Row.** For the fourth year in a row, Governor Christie is increasing spending for education. The Governor's proposed increase of \$481 million would bring total aid to schools to nearly \$12.9 billion, marking the fourth year in a row of setting a historic high. No school district will receive less K-12 aid than the amount provided in fiscal year 2014. Every district will see an increase in aid on a per pupil basis.
- **Funding for Extended School Day and School Year Pilots.** As part of Governor Christie's commitment to enact big, bold reforms to ensure children are getting the quality education they need to be ready for college or a career, Governor Christie is providing \$5 million for the New Jersey Education Innovation Fund.
  - A major priority of the Innovation Fund will be to support districts that develop different approaches to extend students' learning time, including extended school day or school year. The funding will be distributed through a competitive grant process, and the best and most effective of these initiatives will help bring extended learning time and other innovations to scale statewide.
- **Building Our Future Bond Act.** With bipartisan support from the Governor and state leaders, voters approved \$750 million in bonds to make a historic investment in our colleges and universities. These funds will give New Jersey modern, world-class campuses and higher

education facilities, with 176 projects moving forward on 46 campuses. Over \$100 million in bonds have already been issued for the initial round of shovel-ready projects to begin on our campuses across the state. The fiscal year 2015 budget anticipates additional resources to be available to reimburse work on these critical infrastructure projects.

- **Increasing Resources for Higher Education Institutions and Students by \$159.3 million.** Under the Governor's proposal, total State support is proposed to increase from \$2.16 billion to \$2.32 billion, funding the pension and fringe benefits for 22,675 educators at New Jersey's college and universities and supporting an increase in funding for student assistance.
- **An Increase in Funding For Tuition Aid Grants.** Governor Christie is again increasing assistance for the neediest students through Tuition Aid Grants (TAG). After increasing funding by nearly \$47 million in the last two years, the fiscal year 2015 budget continues to expand resources for students with an additional \$14 million to support a 2% across the board increase in award amounts for TAG recipients.
- **Funding for Independent Colleges.** Acting on his commitment to New Jersey's higher education system, Governor Christie's budget proposal again provides \$1 million to independent colleges and universities.

#### *Investing in New Jersey's Competitiveness While Fighting for Tax Fairness*

- **Job-Creating Business Tax Cuts.** The fiscal year 2015 budget provides an additional \$616.5 million in business tax relief for a cumulative total of almost \$1.7 billion in the fifth year of phase in for these bipartisan, job-creating business tax cuts to help businesses remain and grow in New Jersey.
  - Since Governor Christie took office, New Jersey has added nearly 122,000 private-sector jobs, and the state has experienced positive overall job growth every year the Governor has been in office.
- **Closing Tax Loopholes to Level the Playing Field.** Governor Christie is taking action to level the playing field and promote tax fairness by closing corporate tax loopholes, removing inconsistencies, and modernizing enforcement for tax delinquents. These commonsense reforms will promote tax fairness for taxpaying families who play by the rules, while generating an estimated \$205 million in revenue to support those investments that matter most.
- **Tax Parity for E-Cigarettes.** Currently, nicotine-based electronic cigarettes are unregulated and subject to standard State sales taxes only. This proposal would bring them in line with the same tax applicable to conventional cigarettes.

*Protecting Our State's Most Vulnerable and Innovating for Higher Quality Care*

- **Reclaiming More Lives by Integrating Substance Abuse Treatment with Employment Services.** Going even further with the Governor's commitment to help nonviolent offenders reclaim their lives through addiction treatment, the Christie Administration is leveraging a \$500,000 philanthropic grant to draw down federal funding and support the integration of substance abuse treatment with employment services. This approach has a proven track record of increasing the success of treatment effort through job and skills training and job placement coinciding with treatment efforts. Governor Christie will devote \$1 million towards these integrated employment services in fiscal year 2015.
- **Reforming Charity Care Funding to Align With Need.** The Christie Administration continues to transition to a new formula for the distribution of Charity Care that focuses on predictability, equitability, transparency and accountability. Hospitals will receive \$650 million in Charity Care payments in fiscal year 2015. In recent years, New Jersey has seen an overall decline in documented Charity Care cases. This allows New Jersey to adjust the Charity Care funding formula to align more closely with the amount of care being delivered – increasing funding for hospitals that have increased caseloads and lowering it for those hospitals where cases have declined.
- **Investing in Managed Community-Based Care to Give Seniors Excellent Care Options.** The Governor's fiscal year 2015 budget includes a \$125 million increase to deliver high quality care through a new Managed Long Term Supports and Services system, allowing seniors to stay in their homes and communities rather than nursing homes. Keeping individuals from entering an institutional setting will offset the cost of these new services, consistent with the Governor's commitment to providing appropriate care in the least restrictive environment possible.
- **Medicaid Expansion to Broaden Access to Quality Health Care.** Governor Christie's expansion of health care for New Jersey's most vulnerable is already having a positive impact on coverage for our state. New Jersey already has one of the most expansive and generous Medicaid programs in the nation, including the second highest eligibility rate for children. The continued expansion of Medicaid will mean that more New Jerseyans at or near the poverty line will have access to critical health services, while saving New Jersey taxpayers approximately \$181 million in fiscal year 2015 alone and covering nearly 300,000 New Jerseyans.
- **Increasing Support for Uninsured Children.** The Christie Administration has demonstrated its commitment to providing subsidized health coverage for uninsured children and has even been recognized for performance excellence in enrolling children in the FamilyCare program. Proposed funding for children in FamilyCare is increased by \$21 million to over \$143 million, and will support coverage for over 194,000 children.
- **Building on Commitment to Individuals with Developmental Disabilities or Mental Health Issues.** Governor Christie has long spoken of the State's moral imperative to recognize the individuality and unique needs of every New Jerseyan with a developmental disability or mental health issue and is committed to helping these individuals lead richer lives. The Governor's budget increases funding by \$109.3 million of combined State and federal funding for community

placements and related services, increasing the Governor's commitment to \$205.1 million in new funding for these programs since fiscal year 2013.

- **Expansion of the Drug Court Program.** Last year, Governor Christie signed into law landmark, bipartisan legislation to help individuals dealing with drug addiction reclaim their lives with treatment, rather than warehousing them in prison. In fiscal year 2015, Governor Christie further acts on his commitment by proposing to increase funding by \$4.5 million for drug court treatment services.
- **Increasing Support for University Hospital.** Funding for University Hospital is expanded by \$25 million to continue to support its role as a health care cornerstone of the Newark Community, including maintaining its status as a Level 1 Trauma Center.
- **Giving Families the Tools to Succeed.** Family Success Centers are community-based grassroots organizations that provide services ranging from basic needs like day care and parenting classes, to more complex needs such as accessing mental health support, domestic violence prevention and substance abuse services. Governor Christie protected funding at \$9.7 million in State funds along with \$2.5 million in federal funds. The number of Family Success Centers in New Jersey has increased from 36 to 51.
- **Protecting Funding for Cancer Screening.** The New Jersey Cancer Education and Early Detection Program provides cancer outreach, screening and follow-up services. The fiscal year 2015 budget provides a total of \$12 million in state and federal support.
- **Protecting Funding for Newborn Screening.** Every baby born in New Jersey is eligible to be screened for 54 disorders that can cause serious health problems. With State investment and the implementation of Emma's Law, the number of screenings will be 60. In recognition of Emma's Law, which was signed by Governor Christie in January of 2012, the fiscal year 2015 budget protects funding for newborn screening at \$1.6 million.
- **Increasing Funding for Compassionate Care.** Governor Christie has taken a responsible approach to administering medical marijuana for select New Jerseyans. Following the opening of the first medical marijuana dispensaries last year, the fiscal year 2015 budget proposal funds compassionate care at \$1.6 million.

*Property Tax Relief and Fairness for Middle-Class Families:*

- **Protecting Municipal Aid to Ease the Strain on Property Taxpaying Families.** Governor Christie's budget protects municipal aid programs for local governments, providing \$1.5 billion in assistance to towns in fiscal year 2015. Municipal aid, Transitional Aid, and associated programs go directly to local governments, helping to ease the burden on property taxpayers.
- **Transitional Aid for Distressed Towns.** Governor Christie's fiscal year 2015 budget provides \$121.5 million in Transitional Aid to continue assistance for towns with long-term budgeting and management issues. This assistance goes hand-in-hand with direct State assistance and oversight to promote good government, best management practices, and a true transition to financial independence for Transitional Aid towns. In addition, and recognizing the toll taken since



Super Storm Sandy on municipalities, Transitional Aid will include eligibility for towns that do not have a history of mismanagement, but that face financial hardship through the destruction or loss of significant local tax ratables.

- **Fundamentally Lowering the Cost of Government by Promoting Consolidation and Shared Services.** Governor Christie is investing where real gains are being made to consolidate government, share services, and deliver savings to taxpayers. The fiscal year 2015 budget includes \$8.5 million in Consolidation Implementation Aid to reimburse local governments that have consolidated or entered into shared services arrangements.
- **Delivering \$135 Million in Additional Pension Savings to Local Property Taxpayers.** Governor Christie's aggressive record of reform and responsible management of state government, restrained growth of local government, and pension reform continues to get results for taxpayers. Based on the forthcoming actuarial reports currently under review, local employers are projected to see a reduction of \$135 million in their 2014 pension bills.

#### *Choosing to Fight for Reforms that Help the Middle-Class*

- **Building on Success in Reining in Property Taxes.** Governor Christie has taken bold, historic action to rein in out-of-control increases in New Jersey's highest-in-the-nation property taxes. From \$120 billion in pension and benefits reform and four consecutive years of the largest appropriation of education aid in state history, to the property tax cap and interest arbitration reform, Governor Christie has made property tax relief for New Jersey families a priority.
  - As a result, New Jersey homeowners in 2011 saw a statewide average rise of 2.4% in residential property taxes, "the smallest increase in nearly two decades."
  - In 2012, New Jersey did even better, with a statewide average increase of just 1.6%.
- **Shared Services and Civil Service Reform.** Governor Christie has called on the Legislature to give municipalities greater flexibility in order to remove barriers to sharing services. After years of legislative inaction, New Jersey taxpayers continue to wait.
- **The Property Tax Tool Kit.** In May 2010, Governor Christie put forward a bold reform agenda for controlling property taxes, including a 33-measure package of reforms and a cap on property taxes. To date, legislative inaction has allowed only six of the 20 bills comprising the tool kit to be signed into law.
- **Ending Sick Leave Payouts.** Accumulated sick and vacation payout liability for municipalities statewide is currently \$880 million. This contributes to the high cost of government. Governor Christie continues to urge the Legislature to end the practice of distributing cash payouts for sick days for government employees.
- **Closing Loopholes in the Property Tax Cap.** Governor Christie has called on the Legislature to prevent municipalities from increasing user fees as a way of circumventing the 2% property tax cap. This reform will apply to funding for traditional services that were previously included in the local budget.

## Pension Reform: Making the Right Choice for a Secure Future

In September of 2010, Governor Christie put forward a bold, ambitious and unprecedented plan to deal with the enormous unfunded liability in New Jersey's State and local public pension funds. The result was a series of landmark, bipartisan reforms enacted in June of 2011 that dramatically improved the long term financial stability of the State-administered retirement systems.

Those historic reforms, which were hailed as the *"first knot in the rescue rope as the State tries to pull itself out of a terrifyingly deep \$120 billion pension and health benefits hole..."*, recognized the system was broken and unaffordable. Under Governor Christie's leadership, leaders of both parties came to the table and made the choice – together – to begin to change course and control these costs.

### Making the Choice in 2011 to Touch the Third Rail

The bipartisan pension reforms of 2011 are expected to save New Jersey's state and local governments \$122 billion in the 30 years from 2011 to 2041. It accomplished this with tough, responsible choices that served as a national model for bipartisanship and real reform:

- Raising the ages for early and regular retirement for the pension systems
- Increasing employee contributions
- Ending mandated Cost-of-Living-Adjustments (COLAs) until the funds are healthy
- Better management of the individual pension systems through reformed management boards
- Mandating a healthy level of funding for each system that cannot be violated once it is reached

Governor Christie has met those systematic reforms with a firm commitment from the state to meet its own funding obligations to retirees.

*Under Governor Christie, New Jersey has made the largest State payment to the pension fund in history, and he goes further this year with a pension payment in fiscal year 2015 of \$2.25 billion.*

### Choosing Progress over Dysfunction to Protect the Investments that Matter Most

Though the historic 2011 reforms immediately reduced New Jersey's state and local unfunded pension liabilities by \$17.5 billion or 32 percent, the burden facing New Jersey's taxpayers and governments' ability to provide essential services and investments continues to be threatened. Even after reform, the pension systems still have an aggregate unfunded liability of approximately \$52 billion.

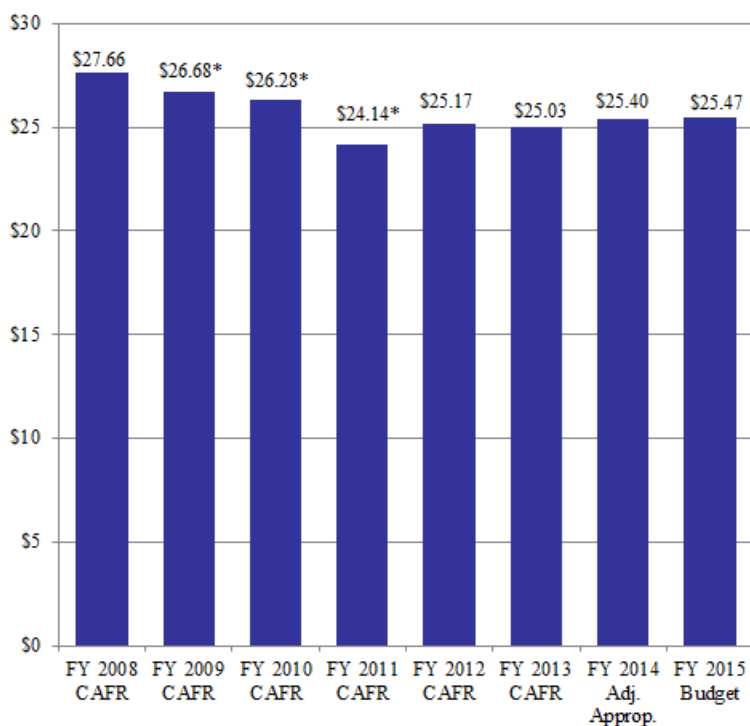
Clearly the consequences of the system's costs are serious. Despite the fact that Governor Christie is making the single largest pension payment in State history and the largest cumulative total of any governor in history, an astounding 78% of this year's \$2.25 billion payment goes towards paying down the unfunded liability of the pension systems. The legacy of years of irresponsibility from governors and legislatures who paid little or nothing into the system, and enhanced benefits without funding along with negative investment performance have contributed greatly to the increase in the systems' unfunded liability. If prior governors and legislatures had fully met their full pension obligations, New Jersey's payment towards the unfunded liability would be much lower than it is today. Regardless of how we got here, additional reforms are necessary to address the on-going problem of escalating employer pension costs.

In the coming years, New Jersey’s pension payment is set to increase by approximately \$2.4 billion. Despite strong revenue growth and responsible management to keep discretionary spending largely flat, the fact is that the nondiscretionary costs of pension, health benefits, and debt service are monopolizing all of the State’s additional resources. The steep rise in pension costs is by far the largest driver of growth in the state budget.

**Not a Revenue Problem**

While New Jersey’s economy improves, revenue has steadily increased. From fiscal year 2012 to fiscal year 2015, even as New Jersey cut taxes, revenue will have increased by \$5.4 billion, an increase of 18.4% or more than 6% growth annually.

**History of Appropriations Excluding Pensions, Health Benefits and Debt Service**  
(In Billions)



\* Includes federal stimulus-supported expenditures that would have otherwise been State-supported expenditures.

Despite this strong rebound in revenue in the three years since enacting the bipartisan pension reforms, discretionary spending (outside of pensions, health benefits, and debt service) remains nearly \$2.2 billion below fiscal year 2008.

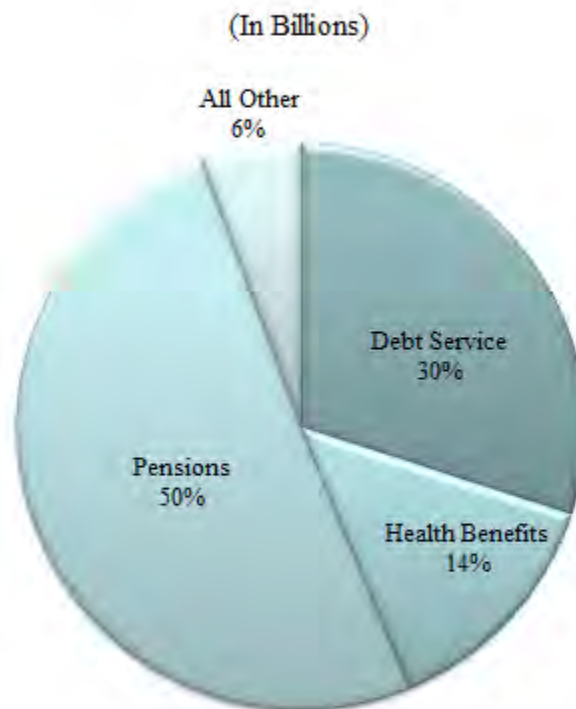
While the overall size of the State budget has increased on the back of strong revenue performance, these additional resources have been almost completely monopolized by the increasingly unaffordable cost of pensions, health benefits, and debt service.

### Continuing the Attitude of Choice Today

With the State's long-term obligations only set to increase in coming years, the problem isn't going away. And it immediately threatens New Jersey's ability to fund priorities like education, health care and hospitals, tax relief, infrastructure investment and municipal aid. There's no more time to waste.

We can defer further pension reform and dodge our responsibility to preserve choices for future generations of New Jerseyans, or we can join together on a bipartisan basis now to find long term solutions that provide additional stability for the retirement systems while giving the state and New Jersey's local governments the flexibility to meet our citizens' most pressing priorities, now and in the future.

## \$9 out of Every \$10 of New Spending This Year Goes to Pension, Health Benefits, and Debt Service



**All Other** Includes Education, Medicaid, Drug Treatment, Higher Education, Public Safety, Transportation, Judiciary, and all other State Departments.

The choice is simple – reform the system to bring these costs under control or forego and perhaps reverse investments in other priorities.

Governor Christie is offering a responsible fiscal year 2015 budget that protects key budget priorities, meets the State's pension obligations and responsibly manages discretionary spending. But without action to control the rapidly burgeoning costs associated with pension, health benefits and debt, the budget will be overwhelmed in the coming fiscal years.

This year, Governor Christie will engage the Legislature to meet this challenge in a bipartisan way that secures New Jersey's fiscal future.

## Tax Fairness for Middle-Class Taxpayers Who Play By the Rules

### *Closing Tax Loopholes and Leveling the Playing Field*

Since taking office, Governor Christie has provided the leadership needed to make a sharp break from the years of economic decline and job loss that had taken hold of New Jersey's economy and robbed our families of opportunity. Governor Christie acted aggressively to responsibly balance the budget and fight for fundamental reforms that make government more effective, focused, and affordable.

While the Governor has fought to create an environment for businesses to expand and create jobs, he is also making it clear that he will fight just as hard for middle-class families to ensure a level playing field so everyone pays their fair share.

In this year's budget, Governor Christie is taking action to achieve fairness by closing tax loopholes so corporations pay their fair share and to ensure the system is consistent, competitive and fair.

These commonsense reforms will promote tax fairness for middle-class taxpayers who play by the rules and pay their fair share and are expected to generate \$205 million in revenue in fiscal year 2015 to fund other priorities for New Jersey.

### Creating Tax Fairness and Making Sure Businesses Play by the Same Rules:

- **Ensure Out-of-State Online Businesses Collect the Same Sales Taxes as New Jersey Businesses.** This proposal will level the playing field for out-of-state on-line retailers active in New Jersey, extending to them the same obligation that other New Jersey businesses already have to collect sales tax on sales to New Jersey customers.
- **Close Loopholes to Prevent Windfall Tax Refunds to Out-of-State Businesses that Don't Pay New Jersey Taxes.** This proposal would clarify the existing tax law to close a loophole that allows out-of-state partners in New Jersey partnerships to be eligible for tax refunds, even if they didn't pay any taxes to begin with.
- **Close Loopholes that Allow Corporations to Shelter Income.** These proposals would close loopholes to prevent the sheltering of business income from a "deemed asset sale" and conform with federal tax law regarding adjustments to net operating losses when businesses shed certain debts.

- **Crack Down on Tax Delinquents Who "Bounce" Their Electronic Tax Payments.** This proposal would extend the same civil and criminal penalties that currently apply to taxpayers who pass "bad" checks to those who authorize "bad" electronic payments.
- **Reform the Urban Enterprise Zone (UEZ) Program so Zone Businesses Pay the Same Sales Tax as Retail Customers.** Right now residents shopping in UEZs pay a sales tax on their purchases, while zone-certified businesses do not. This proposal brings tax fairness and equity to the sales taxes paid by zone-certified businesses in UEZs and the New Jersey families who shop in them by setting the sales tax paid by zone-certified businesses at a level of 3.5% - the same rate New Jersey consumers pay when shopping in UEZs.

### Fostering a Climate for Economic Growth, Job Creation, and Small Business Expansion

Governor Christie will continue to fight to make New Jersey's economic competitiveness a priority by promoting growth and job creation by building on his strong record of supporting our state's job creators.

The results of this pro-growth agenda have been progress for New Jersey and a steady recovery. New Jersey's unemployment rate has steadily declined to 7.3 percent – the lowest point since December 2008. New Jersey has created 121,900 private sector jobs since 2010, and the state has experienced positive job growth every year Governor Christie has been in office.

- **Enacted a \$2.3 Billion Package of Small Business Tax Cuts**
  - In fiscal year 2015, \$1.7 billion of these tax cuts will have been phased in.
- **Cut the Corporate Business Tax**
  - This has saved businesses over \$450 million in the past four years.
- **Signed the Landmark, Bipartisan Economic Opportunity Act Into Law**
  - This bill extends job-creating, growth-oriented programs into 2019.
  - It specifically targets economic development in our cities with "Garden State Growth Zones."
  - Streamlines New Jersey's economic development incentive programs into two categories:
    - GrowNJ which is now the state's main job creation incentive program.
    - The Economic Redevelopment and Growth Program is now New Jersey's sole incentive program for developers.

## Critical Funding and Bold Reforms to Put a Quality Education in Reach

### For Every New Jersey Child

*Governor Christie's Budget Once Again Funds Education at Record Levels With Over \$9 Billion in Aid to Schools*

#### HISTORIC SUPPORT FOR NEW JERSEY SCHOOLS

##### NEARLY TWO BILLION DOLLARS IN EDUCATION AID INCREASES OVER THREE YEARS

Governor Christie's fiscal year 2015 budget continues to provide both the resources and reforms needed to deliver opportunity to every New Jersey child regardless of zip code. Governor Christie proposes distributing a record-setting \$9 billion in aid to schools, which is \$36.8 million more than the previous year and the fourth consecutive year of increasing overall funding for schools in New Jersey.

Overall, this budget commits spending nearly \$12.9 billion on education, or \$481 million more than in fiscal year 2014 and \$2.8 billion more since fiscal year 2011, which was Governor Christie's first full budget after taking office.

**Governor Christie's Fiscal Year 2015 Budget Represents the Largest Appropriation of State Education Aid in New Jersey History.**

- Ensuring every one of the nearly 600 school districts in New Jersey will receive an increase in school aid.
- Piloting learning time models as called for in Governor Christie's 2014 State of the State, including extended school day and school year, with \$5 million from the Innovation Fund.
- Helping districts better prepare for the upcoming Partnership for Assessment of Readiness for College and Careers (PARCC) assessments with an additional \$13.5 million in funding, distributed per pupil across all school districts.
- Providing an additional \$13.5 million across all school districts in Per Pupil Growth aid.
- Maintaining \$16.8 million in Under Adequacy Aid in fiscal year 2015, benefiting 131 districts.
- Increasing aid by almost \$5 million for preschool education for a total of almost \$653 million. This funding is projected to provide Pre-K education for more than 53,000 students in 143 districts.
- \$4.1 million is provided to maintain funding for Supplemental Enrollment Growth Aid (SEGA), supporting districts that experienced extreme growth in their number of enrolled students.

- Increasing funding by \$4.8 million over fiscal year 2014 to distribute a total of \$53.9 million to school districts accepted into the Interdistrict Public School Choice Program. There are 128 choice districts that will receive funding in fiscal year 2015, up from 105 last year.
- Providing funding to charter schools through Charter School Aid at \$12 million.
- An increase of \$1 million over fiscal year 2014 for a total of \$84.5 million for Nonpublic School Aid.
- Putting teachers first by fulfilling New Jersey's obligation to fund the pension, health benefits and social security costs of teachers. Combined these payments total close to \$3.4 billion, an increase of nearly \$447 million over fiscal year 2014's obligation.

### PROVIDING A 21<sup>ST</sup> CENTURY EDUCATION

The current academic calendar is an antiquated standard, effectively unchanged for more than a century and reflecting the workforce needs on an agrarian and industrial economy. As New Jersey and the nation work to educate a 21st century workforce, it is critical that our students are capable of competing in a globalized economy.

Governor Christie's budget provides resources to incentivize school districts to innovate college and career readiness education including studying extending the average school day and school year.

- **Longer School Days Will Help Provide Greater Educational Opportunities:** A critical component of delivering on the Governor's commitment to providing a high-quality education for every student is ensuring that low-income and at-risk youth have access to the type of focused attention and expansive opportunities other students enjoy. Extending the average school day will allow New Jersey schools the opportunity to provide:
  - More immersive instruction through longer learning blocks in subject areas critical for college and workforce readiness.
  - A greater emphasis of individualized learning tailored to fit the individual need of each child as well as focused assistance for students at risk of falling behind.
  - Additional access, particularly for low-income families, to enriching educational opportunities that supplement the standard curriculum of courses.
  - A safe environment to help keep at-risk youth off the streets for longer periods of time while encouraging their participation in enriching academic and social activities.
- **A Longer School Year Can Help Close the Achievement Gap:** Studies have consistently shown that an extended summer break results in students losing ground academically as they are disengaged from the learning process. This is increasingly true for lower-income students who lack access to the same educational and enrichment opportunities as their higher-income peers. The result is that summer break contributes to the achievement gap between the children of high and low-income families.



### Funding Innovation and Readiness to Meet the Needs of Children Today

- **Dedicating \$5 Million for the Innovation Fund to Meet the Governor’s Challenge for an Extended School Day and School Year.** As part of Governor Christie's commitment to enact big, bold reforms to ensure children are getting the quality education they need to be ready for college or a career, this budget provides \$5 million to pilot extended school day and school year concepts in districts. The pilot will focus on fostering district-level innovations that help districts and schools move beyond the outdated school calendar and provide extended learning time.
  - The pilot program will focus districts on developing different approaches to extend students' learning time. Grants will be provided on a competitive basis to schools that engage in innovative educational practices that result in extended learning time to improve outcomes for students, driving innovation that can be brought to scale statewide.
- **Giving Districts the Resources to Implement College and Career Readiness Assessments for All Students.** As part of its No Child Left Behind Waiver approved by the Obama Administration in 2012, the Christie Administration has been working closely with districts to implement new, robust measures to better prepare students for the real world after graduation.
  - These measures include a detailed implementation plan of Common Core State Standards in K-12 English Language Arts and math; development of model curriculum in corresponding grades; and assessments tied to the Common Core State Standards through the Partnership for Assessment of Readiness for College and Careers (PARCC) Consortium.
  - In 2015, PARCC assessments will begin for New Jersey students. Governor Christie’s proposed fiscal year 2015 budget provides \$13.5 million in additional resources across every school district in New Jersey to support the purchase of the technology required to effectively administer these critical new assessments this year.

### GREATER SUPPORT FOR NEW JERSEY’S HIGHER EDUCATION SYSTEM AND STUDENTS

Governor Christie’s Fiscal Year 2015 Budget Increases Resources for Higher Education Institutions and Students by Approximately \$159.3 Million. Under the Governor’s proposal, total State support is proposed to increase from \$2.16 billion to \$2.32 billion.

- **\$84.5 Million of this Overall Funding Increase Goes to the Eleven State Colleges and Research Institutions and University Hospital.** Total State support for State colleges, research institutions, and University Hospital is proposed at over \$1.56 billion, supporting day-to-day operations and paying the cost of employee fringe benefits.
- **\$6 Million in Increased State Funding for County Colleges.** The Governor’s budget provides \$223 million in operating aid and fringe benefit support to county colleges, an increase of nearly \$6 million over fiscal year 2014.

- **\$1 million** in support for independent colleges, an important part of New Jersey’s higher education system because they create opportunity for many first generation college bound students in working families.
  
- **Expands Opportunities for Students with All Time High of \$415.3 Million in Financial Assistance.** Governor Christie’s budget also increases financial support for New Jersey students attending in-state institutions to an all-time high. Governor Christie is proposing **\$415.3 million** for the various programs that make up the State’s student financial assistance package.
  - **Increasing Funding for Tuition Aid Grants.** Governor Christie is again increasing assistance for the neediest students through Tuition Aid Grants (TAG). After increasing funding by nearly \$47 million in the last two years, the fiscal year 2015 budget continues to expand resources for students with an additional \$14 million to support a 2% across the board increase for TAG recipients.
  
  - **Protecting \$700,000 for the Governor’s Urban Scholarship Program.** For a third year, Governor Christie continues his commitment to provide college access for high-achieving students from economically disadvantaged areas of the state with \$700,000 in funding for the Governor’s Urban Scholarship Program. Aid will be available to high-achieving students attending high school in eligible areas who choose to attend a New Jersey institution of higher education.

#### **Gives New Jersey Students World-Class Higher Education Facilities with \$750 Million in Voter-Approved Investments**

- **Building Our Future Bond Act.** In November 2012, voters approved the issuance of \$750 million in bonds to provide matching grants to colleges and universities to build, equip, and expand higher education with 176 projects on 46 campuses.
  
- **Over \$100 million** in bonds have already been issued for the initial round of shovel- ready projects to begin on our campuses across the state. The fiscal year 2015 anticipates additional resources to be available to continue reimbursing for work on these critical infrastructure projects.

## HISTORIC AND BIPARTISAN REFORMS THAT PUT CHILDREN FIRST

By working with the Legislature on a bipartisan basis and taking executive action, Governor Christie secured sweeping, historic education reforms to begin addressing the biggest challenges facing public education in New Jersey and put children before special interests.

### Sweeping, Bipartisan Education Reform

- **Historic, Bipartisan Changes to the Nation's Oldest Tenure Law.** Marking the first extensive reform of New Jersey's tenure law in over 100 years, Governor Christie signed into law the Teacher Effectiveness and Accountability for the Children of New Jersey (TEACHNJ) Act, a sweeping, bipartisan overhaul of the oldest tenure law in the nation.
- **Working with Teachers and Unions to Bring Performance-Based Pay to Newark Schools.** For the first time in New Jersey history, teachers in Newark will earn raises and be eligible for additional bonuses based on annual performance evaluations that include measuring the progress being made by their students. This new contract will enable Newark to retain and reward the best teachers and improve the quality of education for their students.
- **Focusing on the Lowest Performing Schools.** The Christie Administration has undertaken bold reform to turn around the state's persistently failing schools. As one of the first states in the country to receive flexibility from No Child Left Behind, the Department of Education is recognizing high performing "Reward" schools and shifting significant resources and support to "Priority" and "Focus" schools, those schools that are the lowest performing in the state or that have significant achievement gaps. The Department is providing the day-to-day support of dozens of expert educators through Regional Achievement Centers to help these schools improve.
- **The Urban Hope Act.** The Urban Hope Act is designed to expand the education options available for children and parents who are trapped in some of New Jersey's school districts with the largest achievement gaps. The bill authorizes the conversion of failing schools into renaissance schools in three of our highest needs districts: Camden, Trenton, and Newark.
- **Historic Reorganization of Higher Education Institutions.** Governor Christie signed a bipartisan realignment of New Jersey's higher education institutions, achieving a long-awaited, dramatic overhaul and strengthening of the state's higher education system that had eluded leaders in the state for more than a decade.
- **Expanding Access to In-State Tuition to New Jersey's Dreamers.** Following through on his promise to bring tuition equality to all New Jersey students who wish to attend college in the state, Governor Christie signed the landmark New Jersey Dream Act in December 2013.

## CONTINUING TO PUT CHILDREN FIRST

Governor Christie is continuing to fight for additional reforms to bring accountability, encourage innovation, expand choice, and ensure that the best educators are where they are most needed.

### Protecting Quality Teachers

The quality of the teacher in front of the classroom is one of the most important in-school factors affecting student achievement. Great teachers have a more significant impact on their student's future success than average ones. Even more importantly, average teachers have an even greater effect on their students when they replace underperforming teachers. New Jersey must protect the many quality educators from unfair and antiquated policies that can end up punishing some of the state's most effective teachers.

- **End "Last In, First Out."** When circumstances necessitate teacher layoffs, the process should take into account effectiveness rather than relying solely on seniority. It is time to end the system of "last in, first out," which protects some of the worst and penalizes some of the best.
- **End Forced Placement.** Teachers should no longer be assigned to school without the mutual consent of the teacher and principal of the school. If a principal does not consent, teachers should be able to continue to receive compensation as they continue to search for a mutually agreeable placement.

### The Opportunity Scholarship Act

Every child deserves a high-quality education, but too often, low-income and lower middle-income children are trapped in failing schools. The Opportunity Scholarship Act will help thousands of children escape their chronically failing schools by establishing a tax credit program to fund scholarships for low-income students in the state's lowest performing public schools. The scholarships will enable students to attend out-of-district public schools or nonpublic schools anywhere in the state that choose to participate in the program.

- The bill establishes a five-year pilot program to provide tax credits to entities contributing to scholarships for certain low-income students in districts with chronically failing schools.
- The bill defines a chronically failing school as one in which, for the past two school years:
  - More than 40% of the students did not pass the language arts and math subject areas of State assessments;
  - Or more than 60% of students did not pass either the language arts or mathematics subject areas.

### Expanding Access to High Performing Schools

Sweeping changes to New Jersey's charter school laws are needed to remove barriers and roadblocks to the growth of high-quality charter schools. The current laws and rules governing charter schools act as a deterrent to growth instead of fostering expansion. It is time to aggressively encourage some of the nation's

most-respected and successful charter school operators to come to New Jersey while making it possible to implement the same model of innovation and results in other new and existing charter schools.

The Charter Reform bill will encourage greater expansion and innovation of high-quality charter schools in failing districts:

- Permitting public higher education institutions as well as local boards of education to act as charter school authorizers.
  - These authorizers will also be responsible for soliciting, approving, overseeing and evaluating charter schools.
- Expanding the list of entities that may establish a charter school, including private for-profit operators.
- Permitting local boards of education to convert a district school to a charter school, and the commissioner to convert a failing public school to a charter school.
- If the charter school founder has been designated a “high performing charter school,” or if the charter school founder is designated as an “approved operator” their application will be eligible for a streamlined application process.

### Empowering Leaders to Meet the Urgent Challenges for Our Children in Camden and Newark

Governor Christie has empowered innovative, passionate leaders in two of New Jersey’s most challenged school districts to drive bold reforms improve achievement for every child they serve.

The Newark superintendent has moved to secure a historic teachers contract that rewards the best teachers, has acted to stop actions that are failing kids, to empower 50 new principals, create cooperation between public schools and charter schools and reorganize the school systems’ structure to focus on putting students, schools and parents first.

- **That Hands-On Action Has Already Started to Get Real Results for Newark Families.** Early childhood enrollment has increased by more than 1,000 students. Graduation rates have increased by 10%. The district has implemented a citywide high school choice process that allows parents to choose the school that is the best fit for their children.
- **Newark Is Pressing Forward with Bold Reforms Moving Forward.** *One Newark*, New Public Schools’ reform plan is aimed at creating 100 excellent schools across the district. Next steps on this path include:
  - Strengthening Accountability with a Common Accountability Framework for All Schools – Public and Charter alike.

- Modern Learning Facilities. Newark continues to secure the funding it needs to ensure the next generation of modern, 21st century learning environments for students in partnership with the Schools Development Authority.
- Focusing on Quality Educators. Newark will continue to focus on attracting and retaining quality teachers and providing support to those who need improvement.

Newark is leading the conversation in making sure every child – those who are behind, those who are ahead, those who have special education needs – are lifted up and a part of the change Newark needs.

Today, Camden is making bold strides under its newly empowered superintendent to move in a different direction. In just a short time, Camden has turned around a perennially low-performing charter school to showing some of the largest academic gains in the state. In partnership with the city government, Camden has launched a new “safe corridors” program, providing safe walking routes to and from school for children. The district has already reenrolled 10% of the students that have dropped out of high school over the past two years.

Moving forward, the superintendent has put forward an aggressive, innovative plan – The Camden Commitment – to drive achievement, student safety, and excellent schools in the district. The plan includes the following components to ensure that every child has access to a high-quality school that meets their needs, regardless of whether that is a district, Renaissance, charter, vocational, or magnet school:

- **Safe Students, Safe Schools.** Camden is preparing to put forward a comprehensive plan to secure student safety, improve school safety, and reduce safety incidents.
- **21<sup>st</sup> Century School Buildings.** In addition to two new school groundbreakings and six renovations, Camden Public Schools will issue their five-year building and facilities plan and work to secure technological improvements like broadband access and new computers for classrooms.
- **Excellent Schools: Student Support and Great Teachers.** Focus on improving outcomes for children in a holistic way, including increasing early childhood enrollment, addressing the lowest performing schools, establishing a teacher and principal recruitment pipeline for excellent educators, and implementing high standards and curriculum for students. The district has already made a \$5 million investment to make sure every student and teacher has the instructional resources and books they need to be successful.

### Taking the Next Step with Bold and Innovative Medicaid Reform

New Jersey has a growing and diverse older adult population who wish to maintain their independence and live in the community for as long as possible. Governor Christie is determined to empower older adults in New Jersey by transitioning their care to community-based settings and supporting them to make lifestyle changes to reduce their risk of disease, disability and injury.

By working together to enable people to make informed choices about how and where they live, the Christie Administration is providing the tools to increase quality of care and quality of life, while lowering costs in the system, reducing the need for institutional care, increasing community supports and services, and allowing for even more aggressive preventative care.

### A COMMITMENT TO COMMUNITY-BASED SERVICES

#### Managed Care Reform to Deliver Excellent, Community-Based Care to Seniors and New Jerseyans with Disabilities

A significant part of the Christie Administration's bold and innovative Comprehensive Medicaid Waiver, approved by the Obama Administration, aims to reform the way seniors and people with disabilities receive their long term services and supports.

- New Jersey is moving forward with a Medicaid managed care approach for long term services and supports under Managed Long Term Services and Supports (MLTSS) and other broad-based reforms to deliver smarter, more effective services with a strong focus on transitioning from institutionalized settings to home and community-based care.
- The goal is to provide an integrated approach to physical, behavioral and long term services and supports. This Administration is committed to creating a system of long term services and supports which emphasizes Home and Community-Based Services (HCBS) while relying significantly less on institutionalization.
- The Governor's fiscal year 2015 budget includes an increase of \$125 million to support this new approach to long-term care. It is anticipated that keeping individuals from entering an institutional setting will offset the cost of these new community services that fit the Governor's approach to providing the least restrictive environment possible for care.

#### Expanding Medicaid Managed Care: Home and Community-Based Services

During fiscal year 2015, the Christie Administration is expanding Medicaid managed care to include long term care services and supports in order to improve access and quality of care and allow more individuals to live in their communities instead of nursing facilities.

- Providing additional HCBS support to Medicaid beneficiaries should lead to better outcomes and reduced costs that will ultimately allow seniors and individuals with disabilities to maintain their independence and dignity.

As part of this effort, in early 2013, the Department of Human Services was awarded the Balancing Incentive Payment (BIP) program grant from the federal Department of Health and Human Services' Centers for Medicare and Medicaid Services to support the expansion of home and community based services for New Jersey seniors and people with disabilities.

- New Jersey will receive more than \$100 million in additional federal Medicaid funding from this program over two and a half years.
- This award recognizes that New Jersey is advancing a reform agenda that is consumer directed and maximizes independence, dignity and community-based choice. It will improve access to Home and Community-Based Services (HCBS) and enable more seniors and individuals with disabilities to better meet their long term care needs right in the community.
- As part of this program, the Christie Administration is working to implement the Governor's goals of providing a Single Point of Entry with conflict-free case management services and core standardized assessment instruments. A number of elements are already in place, starting with the statewide Aging and Disability Resource Connections (ADRC) and its county-based partnerships.

*New Jersey is one of very few states across the country that continues to advance Medicaid reform without affecting eligibility, imposing co-pays or cutting optional services.*

### MEETING THE NEXT CHALLENGE

In addition to moving forward with the Governor's landmark reforms to fundamentally change the way we treat our seniors and most vulnerable in community rather than institutional settings, the Christie Administration is looking ahead to meet the next challenges to better control costs in the Medicaid program.

#### Protecting Quality Care in Medicaid and FamilyCare for the Future

New Jersey's Medicaid program is one of the most efficient in providing care for our most vulnerable and limiting the growth in cost compared to overall costs in other states. This year, New Jersey will dedicate more than \$12 billion in federal and state funding for Medicaid and New Jersey FamilyCare programs costs to cover more than 1.4 million residents, including children, seniors, individuals with disabilities and the newly eligible low-income adult population.

#### Improving Quality of Care for Our Most At-Risk Residents

Though New Jersey's Medicaid programs is one of the most efficient for providing care, the cost of Medicaid and Family Care programs continues to grow. The clear challenge moving forward is to continue providing the best health care services for the most in-need New Jerseyans who rely on these programs, while also reigning in escalating health care costs.

This challenge goes beyond dollars and cents. It means providing better, more comprehensive care to individuals who rely heaviest on Medicaid and FamilyCare programs – those with chronic conditions, mental health and substance use disorders.

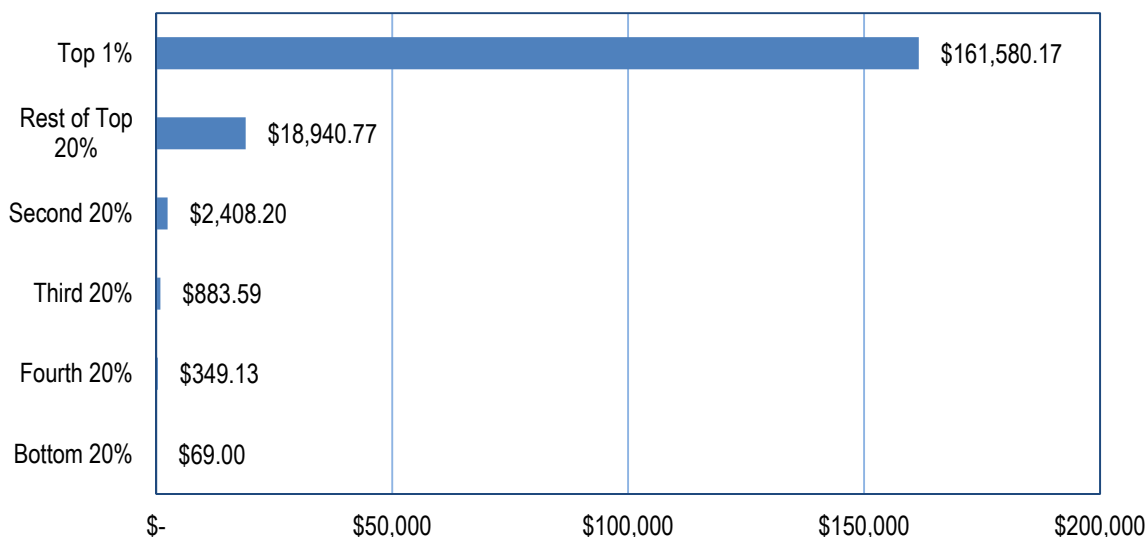
The story told by these individuals who have the greatest reliance on the system highlights the moral imperative of bringing reform to improve their quality of life in real, day-to-day terms.



The highest costs in Medicaid and FamilyCare go to serve individuals with chronic emergency room visits, repeat inpatient hospital stays for days – sometimes weeks – on end, and those who face the complications of treatment for multiple complex behavioral, mental health, and sometimes substance abuse conditions.

- More than 16,000 Medicaid recipients visited emergency rooms 6 or more times last year.
- Almost 7,000 Medicaid recipients had 3 or more hospital inpatient stays last year.
- More than 5,000 of the highest use Medicaid recipients had care for a primary behavioral health diagnosis.
- 5% of New Jersey’s Medicaid recipients account for 50% of the programs costs.
- More than 27% of New Jersey’s Medicaid and FamilyCare spending is dedicated to just 1% of enrollees.

### State Medicaid Spending per Recipient Fiscal Year 2013



It’s time to take on the challenge of making the system more cost-effective in order to protect Medicaid and FamilyCare for New Jerseyans who rely on them, while ensuring those who rely on these service most receive a better quality of care. It is a moral imperative and fundamental matter of compassion to improve their quality of life.

An important pilot program, started by Governor Christie in 2011, a three year Accountable Care Organization demonstration, has started down that path by looking at how care management and coordination can be delivered to lower costs and improve care.

Now is the time to look ahead and go further.

## A Call for Our Health Care Innovators to Meet This Challenge

Governor Christie is calling on the resources of our best and brightest to take on this challenge. New Jersey's newly reorganized research and medical entities – Rutgers Biomedical and Health Sciences, University Hospital, Rutgers-Camden, as well as expertise in public and private sector partner organizations, such as New Jersey's Medicaid managed care organizations, will be given the charge to evaluate the state's health care delivery system in Medicaid and FamilyCare.

The focus will be looking at the system as a whole to see where it can be improved both from a high cost perspective and a quality of care perspective for those who rely most on Medicaid and FamilyCare:

- Rutgers is already showing leadership in this area. Recognizing its reputation as a world-class, top 25 research institution, the Center for Medicare and Medicaid Services awarded Rutgers a \$14 million grant to study strategies for “super-utilizers” to decrease costs and improve care quality.
- Rutgers should expand the scope of its evaluation and study to include New Jersey, including work being done on the local level by Cooper University Hospital with super-utilizers in Camden that has shown early promise.

Rutgers' examination will result in a comprehensive set of recommendations to the Governor and the Commissioners of the Departments of Human Services and Health for enhancing New Jersey's programs, for improving patients' quality of care, advancing preventative care, and lowering costs.

## Safe Streets and Strong Communities

### *Protecting the Safety and Improving the Quality of Life of New Jersey Families*

Governor Christie has taken an aggressive, hands-on approach to protecting the safety of every citizen and improving New Jersey's communities. Governor Christie is calling on the Legislature to partner with him and take the critical next steps to prevent crime, keep dangerous criminals off the streets, and improve the quality of life in New Jersey's communities.

New Jersey has made progress in reducing crime in our communities. Over the past decade violent crime is down 16%, both across New Jersey and in the state's 15 largest urban centers, the state's prison population is down 20% since 1999, with incidents of recidivism having dropped by 11% - one of the steepest declines in America. Yet, those 15 urban centers still account for more than half of all the violent crime in New Jersey, despite representing only 18% of the state's population. It's a challenge the state must meet.

### A Larger, More Efficient Police Force in Camden:

Combating a public safety crisis, Governor Christie has taken aggressive action to bring about a sweeping reformation of police services in the City of Camden. With the support of the Christie Administration, the City and County of Camden implemented a ground-breaking reform by creating a county-wide force that is putting more cops on the streets of Camden, and more resources at their disposal.

- **More Officers on the Streets:** Under the reorganization, the number of police officers patrolling Camden's streets has already increased from 250 to 330. As the force continues to expand this will rise to approximately 440 officers by June of 2014.
  - In December 2013, 108 cadets graduated Camden County police academy, 89 of which will join the Metro Division of the Camden County force. More than 50% of the new recruits hold a four-year degree or higher.
- **Cutting Edge Crime-Fighting Technology:** The new Camden County Police Force is utilizing state-of-the-art technology and techniques to combat the city's crime epidemic. From its Real-Time Crime Center, the new force can monitor over 120 city-wide cameras and 35 microphones that can instantly pinpoint the exact location of a gunshot.
- **A Focus on Community Outreach:** City and police officials are emphasizing outreach to community leaders and one-on-one interactions between officers and residents as a cornerstone to ingraining the new police force within the neighborhoods they patrol and making the people partners in the effort to curb violence.

2012 was the most violent year in the City of Camden's history, and found it ranked as the most violent city in the nation. While it is too early to declare victory, there have already been signs of progress in curbing crime in the city. Camden is experiencing a decline in crime in several important areas during the period the new force has been operational (May – December 2013) relative to the previous year. This progress came as the new regional force operated at only 60% of full staffing levels for most of the year, and did not surpass the staffing levels of the old city police force until December.

- 15% Reduction in Homicides
- 70% Increase in Seizures of Illegal Guns
- 27% Reduction in Burglary
- 41% Decrease in Motor Vehicle Thefts
- 8% Reduction in Larceny

*Governor Christie is determined to continue working with Camden to build upon these early signs of progress. The Governor provided \$3.2 million in support in fiscal year 2014 and his fiscal year 2015 budget provides an additional \$8.5 million in Consolidation Implementation Aid funding, a portion of which will help the Camden County Police force grow stronger, more efficient, and more capable of responding to the needs of their residents.*

### A New Class of New Jersey State Troopers

Governor Christie is committed to providing the necessary resources to ensure the New Jersey State Police remains one of the nation's premier law enforcement agencies. Continuing that commitment, Governor Christie is providing funding for another State Police Trooper class – this will be the 6<sup>th</sup> new class trained since 2010.

*The fiscal year 2015 budget provides \$2.5 million towards the 156<sup>th</sup> Class of State Troopers.*

## Commonsense Bail Reform to Keep Dangerous Criminals off the Streets

New Jersey's current rules for bail determinations for defendants awaiting trial are illogical, dangerous, and fiscally irresponsible. They allow violent criminals back on the streets while waiting for trial while defendants who pose no risk to their communities are stuck in jail simply because they cannot afford bail.

The federal government allows for violent criminals, who pose a danger to their communities, to be held without bail, while New Jersey law does not. Governor Christie has proposed commonsense reform to refocus New Jersey's bail system on assessments of risk and would allow New Jersey courts to keep dangerous criminals off the streets and in jail until trial.

- A study by the United States Department of Justice found that one-third of defendants released before trial ended up being charged with some type of pre-trial misconduct. One-sixth were arrested for a new offense – and one-half of those were felonies.
- According to the National Conference of State Legislators, 28 states enacted new legislation addressing bail policy in 2011 alone.

This commonsense proposal represents the next step in the Governor's call to reform the State's judicial system to better protect New Jersey's communities from violent offenders, particularly those with a demonstrated record of violence.

- **Repealing Mandatory Early Release Legislation and Restoring Parole Board Discretion:** Governor Christie has taken action to protect the public safety by providing needed reform to state law governing New Jersey's Parole Board. By removing the Parole Board's discretion to determine the inmates suitable for parole, recent legislation had stripped away the authority of the entity charged with perhaps the most sensitive and personalized determination in our criminal justice system: whether a person has earned the right to rejoin society before the conclusion of his court-ordered sentence. Governor Christie took action to restore the State Parole Board's authority to make these decisions.
- **Stricter Bail Conditions on Domestic Violence Offenders:** Governor Christie signed legislation to strengthen protections for victims of domestic violence by imposing stricter conditions for bail for domestic violence offenders who violate pre-existing restraining orders or are found in contempt of a restraining order.
  - The bill amends current law to limit bail options for persons charged with any crime involving domestic violence where the defendant is subject to a pre-existing temporary or permanent restraining order.
  - It also imposes bail limitations in cases where the defendant is charged with contempt of a domestic violence restraining order.
  - In such cases, release is permitted only if the defendant posts the entire bail amount in cash or a surety bond or a bail bond secured by real property.

## Ending the Failed War on Drugs by Putting Treatment First

Governor Christie has followed through on his commitment to take a smarter and more effective approach in how the State treats drug-addicted offenders by signing into law landmark, bipartisan legislation to put in place a state-wide, mandatory drug court program. The legislation acted on the principles laid out by Governor Christie – that no life is disposable and that it is a commonsense, fiscal, and moral imperative to help individuals dealing with drug addiction reclaim their lives with treatment, rather than warehousing them in prison.

- Following the program's enactment, mandatory drug courts were established in Hudson, Ocean and the region including Somerset, Hunterdon and Warren counties.
- This year, the following regions will be folded in: Atlantic and Cape May, Passaic and Mercer.
- The law calls for a five-year phase in period, during which the capacity of the state's drug courts will be expanded and the effectiveness of the effort will be measured.

*In fiscal year 2015, Governor Christie further acts on his commitment by increasing funding by **\$4.5 million** for drug court expansion and treatment.*

*This additional funding will permit the Department of Human Services to expand treatment to approximately 1,000 clients in both inpatient and outpatient facilities, providing the capacity needed to continue drug court expansion.*

## Reclaiming Even More Lives by Integrating Substance Abuse Treatment with Employment Services

Governor Christie is going further in helping those with drug addiction reclaim their lives in a permanent way, by taking the lead on an innovative initiative to integrate substance abuse treatment with employment services like job training, skills acquisition, and job-search and placement resources. Research shows that integrating employment with substance abuse treatment helps secure participation in the treatment program and leads to lower rates of relapse.

- Leveraging a \$500,000 grant from the Nicholson Foundation, Governor Christie is pressing forward with his commitment to taking a more effective, compassionate, and innovative approach to non-violent offenders who are drug addicted with an integration of employment services to make treatment even more effective and lasting.
- These grant dollars will allow up to \$500,000 in additional federal resources to be drawn down via the Supplemental Nutrition Assistance Program Employment and Training (SNAP E&T) program, for which many Drug Court participants are eligible. SNAP E&T specifically targets SNAP recipients for job training, skills acquisition, and employment placement.

*Altogether, in fiscal year 2015, the Christie Administration and partners will devote **\$1 million** towards these integrated employment services.*

## BUILDING ON A COMMITMENT TO STEMMING VIOLENCE

### Strictly Enforcing New Jersey's Gun Laws While Responsibly Expanding Them

Responsibly addressing gun violence in a comprehensive manner, Governor Christie signed into law ten pieces of gun violence and firearm-related legislation recently passed by the Legislature in 2013. These new, responsible laws include:

- Disqualifying persons named on the federal Terrorist Watchlist from obtaining a firearms identification card or permit to purchase a handgun.
- Upgrading the penalty for unlawfully transferring a firearm to an underage person; permits transfer for instruction and training.
- Enhancing penalties for certain firearms offenses.
- Upgrading certain unlawful possession of firearms to a first degree crime.
- Requiring submission of certain mental health records to the National Instant Criminal Background Check System.
- Allowing law enforcement agencies to impound motor vehicles for certain crimes and offenses, including unlawful possession of a weapon.

### Focusing Resources on Tracking Weapons

Under the Christie Administration, the Attorney General's Office has established the Weapons Trafficking Bureau within the Department of Law and Public Safety, and the State Police have more than doubled the number of detectives assigned specifically to weapons trafficking.

- In May 2012, the Attorney General announced a new initiative to aggressively target gun violence in New Jersey through strategic investigations focused on seizing existing weapons in violent areas, disrupting the supply-chain of weapons trafficking into those areas, and aggressively prosecuting criminals involved in the illegal sale and possession of weapons.

### "Guns for Cash" Buyback Initiative

Working with local law enforcement officials and the faith-based community, the Department of Law and Public Safety has successfully conducted ten gun buybacks. Through August 2013, nearly 16,000 guns have been removed from the streets.

### Making Atlantic City Safer for Tourists and Residents Alike

Furthering Governor Christie's initiative to revitalize Atlantic City, the Attorney General's Office has developed a robust public safety task force in the city. This task force will focus the efforts of the State Police, the County Prosecutor, the Atlantic City Police Department along with federal agencies including the ATF and FBI to ensure the safety of the entire city including the tourism district.

- **Increased Police Presence in the Tourism District:** A new police substation is being implemented in mid-town Atlantic City, while Casino Reinvestment Development Authority is assisting with converting a former visitor information center to a Boardwalk police substation.

- The district is patrolled by more than 50 regular officers of the Atlantic City Police Department.
- The police department has a ten-member “Tac Team” tactical unit that conducts quality-of-life enforcement patrols in and around the tourism district.
- Twenty additional Special Police Officers with full police powers have also been assigned to the tourism district.

### A Government that Puts People First

*“One of the lessons that I have learned most acutely over the last four years is that New Jersey can really be one state. ... Our dreams are the same: a good job, a great education for our children, safe streets in our neighborhood and core values which give our lives real meaning. Those dreams are not unique to any one group in our state.”*

*- Governor Chris Christie, Inaugural Address, 1/21/14*

Throughout his time in office, Governor Christie has demonstrated his commitment to implementing reforms and providing the funding necessary to make vital services available for New Jersey’s most vulnerable citizens. The Governor’s fiscal year 2015 budget reinforces this commitment by protecting and increasing resources to deliver needed care, while continuing to reform government services to focus on individuals and outcomes.

- Providing Holistic Care for Children with Intellectual and Developmental Disabilities
- Helping Adults with Developmental Disabilities Stay in their Communities
- Providing Women and Families with Access to Vital Health Services
- Helping Low-Income Families and New Jerseyans Looking for Work

### PROVIDING HOLISTIC CARE FOR CHILDREN WITH INTELLECTUAL AND DEVELOPMENTAL DISABILITIES

Over the last two years, the Christie Administration has implemented a sweeping realignment of social services programs to provide a single access point to care for children with intellectual and developmental disabilities and their families. The creation of the Children’s System of Care (CSOC) within the Department of Children and Families (DCF) is finally addressing the holistic needs and concerns of families with children with developmental disabilities in one place. CSOC is the departmental “home” for children with multiple needs, bringing together programs previously scattered throughout State government, allowing for a more family-centric approach. While significant progress has been made, especially over the last year, Governor Christie’s fiscal year 2015 budget continues to provide the necessary resources to improve care and streamline services for children.

### Providing Coordinated Care for Children and Families

By addressing the holistic needs of each individual child through a single coordinating agency, CSOC is helping more young people remain at home, in school and in their own communities while still receiving the full scope of services they require. Since becoming the departmental “home” for children with intellectual and developmental disabilities, CSOC has assumed responsibility for providing and coordinating care to more than 16,500 children and adolescents requiring intensive services and family support, as well as guiding eligibility determinations and coordinating family support services. CSOC is now the primary agency for coordinated and ongoing care for more than 58,000 children and adolescents.

The Christie Administration’s progress and accomplishments to improve services for these children with these special needs are significant. Since the creation of CSOC:

- Over 14,000 parents and guardians of children with an intellectual or developmental disability contacted DCF.
- Over 4,000 authorizations for services for these youth were transferred to CSOC.
- More than 1,500 new family support services were authorized.
- By providing financial assistance to families, about 900 children were able to attend summer camp.
- Over 840 children with developmental disabilities were authorized for care management services.

Through Governor Christie’s fiscal year 2015 budget, CSOC is further enhancing its system of care for youth with intellectual and developmental disabilities as well as further integrating substance abuse programs and treatment services.

### Keeping Children in their Homes and with their Families

By building successful programs and initiatives that empower families, CSOC is helping keep children in their homes and in their communities. In addition to the coordinated family services already provided, two components to the Governor’s Medicaid Reform plan, to be phased in this year, will increase CSOC’s ability to meet the needs of this population:

- **I/DD-MI Pilot Program** – Up to 200 youth dually diagnosed with co-occurring Intellectual/Developmental Disabilities and Mental Illness (I/DD-MI) will receive services to support their specialized needs, such as individual supports, care management, respite and transportation services, natural supports training and interpreter services.
- **Autism Spectrum Disorder Pilot Program:** Up to 200 children will receive services, including applied behavior analysis and supports. Applied behavioral analysis is an evidence-based approach to understanding behavior and how it is affected by the environment that has a demonstrated track record of helping young people with autism lead more enriching and fulfilling lives.



## Investing Resources to Improve Long-Term Outcomes

The Christie Administration is committed to investing the necessary resources in programs and services to help children with intellectual and developmental disabilities achieve greater independence and fulfillment as they grow into adulthood by remaining in their homes and in their communities.

The Christie Administration's goal is to serve more individuals through more family and community-centric supports for a longer duration. Investment of over **\$24 million** of new State funding between fiscal year 2014 and fiscal year 2015 to build this system of care includes:

- Over \$13 million for Out of Home Treatment Services.
- \$7 million for Intensive In-Community Behavioral Assistance Services.
- \$2.9 million for Mobile Response and Stabilization Services.
- \$1.5 million for Care Management Organizations.

*Between fiscal year 2015 and supplemental funding for fiscal year 2014, Governor Christie is providing an additional **\$10.1 million** to support adoption subsidies, family support services and independent living programs.*

## HELPING ADULTS WITH DEVELOPMENTAL DISABILITIES STAY IN THEIR COMMUNITIES

Governor Christie has long spoken of the State's moral imperative to recognize the unique needs of every New Jerseyan with intellectual and developmental disabilities and has expressed a steadfast commitment to helping them lead richer and fuller lives. The Governor has fundamentally changed the way services and programs support these individuals and their families by moving away from a system that has historically focused on institutionalization to one that emphasizes home and community-based services and supports. Governor Christie has refocused resources to provide people with disabilities the ability to live among family, friends and neighbors.

### Refocusing Priorities on Community-Based Care

The Christie Administration has demonstrated dedication to the disability community and has made real progress over the past four years in recognizing and protecting the civil rights of individuals with intellectual and developmental disabilities. The Governor's budget continues his commitment to rebalancing the system from one that previously relied on institutional care to one that serves people in the communities in which they want to live. In fiscal year 2015, both North Jersey Developmental Center and Woodbridge Developmental center will close pursuant to the binding recommendations of a 2012 legislative task force.

*The closure of these facilities will allow the Christie Administration to dedicate **\$31.4 million** in new State and federal funding to provide home and community-based care.*

### Increasing Resources for Community Placements

Through the Administration's investments in community services to date, New Jersey has successfully transitioned hundreds of developmental center residents into community settings over the last four years and has prevented unnecessarily institutionalizing anyone in a developmental center.

This budget effectively advances the Christie Administration's goal to provide comparable programs and services where people with disabilities and their families want them: at home and in the community. Governor Christie's fiscal year 2015 budget provides *\$49.7 million* of new State and federal funding to develop additional community placements and services. This funding also supports clients who turn 21 and no longer are eligible for education-based services.

- With the proposed budget, Governor Christie has provided a combined \$133.9 million in new State and federal resources for community placements since fiscal year 2013.
- Under the Medicaid reforms made possible with the Comprehensive Waiver, adults with intellectual and development disabilities who are living independently or with family soon will be eligible for substantially increased in-home support services for which the State will receive a federal match. This will ensure that individuals on the waiting list are getting services.

### Commitment to New Jerseyans with Developmental Disabilities

Governor Christie's fiscal year 2015 budget reflects his ongoing commitment to provide critical programs and services for individuals with developmental disabilities and their families:

- **Providing Transition Services for Adults.** The Christie Administration is once again dedicating funding for young adults with developmental disabilities who age out of the Department of Education's special education entitlement by ensuring a seamless transition to the Department of Human Services' adult employment and day services.
- **Successfully Resolving an Eight Year-Old Lawsuit by Demonstrating Commitment to Protecting Civil Rights.** Symbolizing the Christie Administration's dedication to this community and real progress over the last four years in recognizing and protecting the civil rights of individuals with developmental disabilities, the State recently resolved an eight year-old lawsuit filed by Disability Rights NJ, in which the advocacy group asserted that New Jersey was not complying with a Supreme Court decision requiring people with developmental disabilities are able to live in the least restrictive environments.

### PROVIDING WOMEN AND FAMILIES WITH ACCESS TO VITAL HEALTH SERVICES

The Christie Administration has enhanced the ability of State agencies to deliver a wider array of services for women and children. New Jersey is now better equipped to provide services to women, children and families, and those in need are able to access those services more easily than in the past.

### Increasing Support for Children's Health Care Coverage

In addition to these innovative and compassionate reform efforts, the Christie Administration has demonstrated its commitment to providing subsidized health coverage for uninsured children by maintaining the income eligibility level for children's coverage at 350% of the federal poverty level – the second highest coverage level in the country. Recently the Department of Human Services (DHS) was recognized for performance excellence in enrolling over 700,000 children in the Medicaid and FamilyCare programs.

- In each of the last five years, New Jersey has received federal funding bonuses totaling more than \$75 million in recognition of the Administration's outreach and enrollment strategies with children.

*In total, NJ FamilyCare will use more than \$12 billion of State and federal resources to provide or subsidize health insurance for over 1.4 million children and adults.*

### Focusing Hospital Funding on Quality

Providing the necessary resources to keep safety-net hospitals operating, while recognizing that all hospitals provide care to the uninsured and underinsured, remains the principle behind hospital funding in fiscal year 2015. In order to focus resources on the most effective programs and maximize New Jersey's share of federal matching funds, the funding distribution is calculated to reimburse hospitals based on the level and quality of care provided. For the first time, funding will be available to hospitals to reward innovation with the goal of improving healthcare outcomes.

- Charity care funding is provided at \$650 million.
- Graduate Medical Education (GME) funding is protected at \$100 million. To maintain eligibility for federal matching funds, a new distribution methodology reflecting the successful shift to managed care continues in this budget.
- The Delivery System Reform Incentive Payment (DSRIP) funding pool last year replaced the Hospital Relief Subsidy Fund, and will distribute \$166.6 million this year to hospitals based on measurable improvements in health outcomes.
- Continuation funding of \$24.7 million is available for Hospital Mental Health Offset Payments.
- Funding for University Hospital is expanded by \$25 million to continue to support its role as a health care cornerstone of the Newark community, including its status as a Level 1 Trauma Center.

### Increasing Access to Health Centers

Recognizing the comprehensive services New Jersey's 105 community health care centers provide to nearly half a million of the State's most vulnerable residents:

- More than 450,000 people are served in New Jersey's 105 community health center sites.
- Patients can receive medical and dental care, women's health, pharmacy and other services.

- The total number of patient visits each year exceeds 1.4 million. Nearly half of the patients are uninsured and 41% are on Medicaid.

*Total support for Federally Qualified Health Centers is now **\$40 million** in reimbursement for providing care to the uninsured.*

### Investing in Women's Health Care

The Christie Administration is committed to maintaining vital preventive and reproductive health care services for women throughout New Jersey. Women will continue to have access to health care services through Medicaid, family planning agencies, primary care centers, hospital outpatient clinics, and through private physician offices.

- Over 90,000 women receive care through 51 family planning sites in New Jersey.

### Improving on a National Model in Protecting Women

As part of Governor Christie's wider governmental restructuring efforts, the Department of Children and Families offers a wider array of services to women, children and families, and those in need are able to access those services more easily than in the past. Relocating the Division on Women within DCF has brought together programs that benefit women into a more comprehensive and coordinated organization.

Following the Christie Administration's realignment to focus services more efficiently and directly on those who need care, DCF has become the primary State agency responsible and a national leader for domestic and sexual violence services as well as child abuse services.

- The Center for Disease Control has recognized New Jersey as a national model in protecting women and the prevention of sexual violence and has used New Jersey as a model to guide reform efforts in other states.

### Protecting Funding for Newborn Screening

Every baby born in New Jersey is eligible to be screened for 54 disorders that can cause serious health problems. With State investment and implementation of Emma's Law, the number of screenings has increased to 60. In recognition of Emma's Law, which was signed by Governor Christie, the fiscal year 2015 budget protects funding for newborn screening at over \$1.6 million.

### Ensuring Children Receive Access to Health Care

The Christie Administration is leading the nation in coordinating access to health care for children in out-of-home placements through Child Health Units, co-located in each of the local offices of Child Protection and Permanency.

*The Child Health Unit program receives **\$15.8 million** in State funding. The total funding for the program is **\$31.5 million**, split equally between State and federal funds.*

### The New Jersey Cancer Education and Early Detection Program

The New Jersey Cancer Education and Early Detection (NJCEED) Program provides cancer outreach, education, screening, tracking and follow-up services to individuals 18-64 with incomes of up to 250% of the federal poverty level. Since the program's inception in 1996 more than 142,000 residents have received cancer screening.

*Acting on his commitment to provide this critical service, Governor Chris Christie is proposing a total of \$12 million in combined State and federal support.*

### Increasing Funding for Compassionate Care

Governor Christie has taken a responsible approach to administering medical marijuana for select New Jerseyans. Since taking over the implementation of the program, the Christie Administration has been committed to implementing the law in a responsible and compassionate way.

*Following the opening of the first medical marijuana dispensaries, the fiscal year 2015 budget continues funding of \$1.6 million.*

### Increasing Funding for 24-Hour Mobile Response

Mobile Response and Stabilization Services are available 24 hours a day, seven days a week, to help children and youth who are experiencing emotional or behavioral crises. The services are designed to defuse an immediate crisis, keep children and their families safe, and maintain the children in their own homes or current living situation (such as a foster home, treatment home or group home) in the community.

*The Christie Administration is providing total funding of \$25.7 million in fiscal year 2015.*

### Providing Care for Adolescent Treatment Services

The current children's system of care is being expanded to provide an integrated approach to services for adolescents with substance abuse and co-occurring disorders. The State has aligned most mental health and substance abuse services for adults under the Department of Human Services and for children under the Department of Children and Families.

### Advocating for Abused Children

The Christie Administration has ensured that abused children have access to the resources needed to thrive, including:

- *Child Advocacy Centers (CACs)* are community-based, child-friendly, multidisciplinary services for children and families affected by sexual abuse or severe physical abuse. CACs bring together, often in one location, child protective services investigators, law enforcement, prosecutors, and medical and mental health professionals to provide a coordinated, comprehensive response to victims and their caregivers.

- *Regional Diagnostic and Treatment Centers (RDTC)* are located across the state.

These four centers:

- Evaluate and treat child abuse and neglect;
- Provide resources for the region and develop additional resources within the region;
- Conduct training and consultative services;
- Provide for emergency phone consultation 24 hours a day; and
- Serve as a source for research and training for additional medical and mental health personnel dedicated to the identification and treatment of child abuse and neglect.

### Providing Critical Services to New Jersey Women and Families

Governor Christie's fiscal year 2015 budget protects and enhances his commitment to providing a wide array of critical programs and services for women and families throughout New Jersey:

- **Protecting Abused and Neglected Children.** Child Protection and Permanency (CP&P) is responsible for investigating allegations of child abuse and neglect and, if necessary, arranging for the child's protection and the family's treatment.
  - *Funding in fiscal year 2015 is increased by \$1.9 million.*
- **Giving Families the Tools to Succeed.** Family Success Centers are community-based grassroots organizations that provide services ranging from basic needs like day care, resume writing, and parenting classes, to more complex needs such as accessing mental health support, domestic violence prevention and substance abuse services for people in their own communities.
  - *Governor Christie protected funding at \$9.7 million in State funds along with \$2.5 million in federal funds.*
  - *The number of Family Success Centers in New Jersey will total 51 in 2015.*
- **Helping Young Adults Transition to Independence.** New Jersey's Child Health Units are engaged in a special outreach project to reach young adults (18-21) aging out of care. The program helps young adults understand their health care needs and prepares them to take appropriate responsibility for their own health. Young adults aging out of care are receiving their health histories, a current healthcare plan, and information and assistance with establishing a medical home during meetings with their nurse and caseworker.
- **Providing Protective Care for Pregnant Women and Children.** The Home Visitation Program provides services to families challenged by complex health-related and/or social problems. This program focuses on young families who are at risk for abuse and neglect with primary prevention and early intervention services for pregnant women and children up to age five.
  - *Found in all 21 counties, funding for the Home Visitation Program is protected at \$4 million in State funding for fiscal year 2015, in addition to successfully securing \$8.3 million in federal support.*

- **Reuniting Families Separated Due to Abuse.** Therapeutic visitation services safely reunite families separated due to abuse or neglect by teaching personal responsibility and parenting skills in a respectful, nurturing, home-like environment to reduce child abuse and neglect, decrease the time children spend in foster care, and strengthen families throughout the community. With the support of trained staff, the home setting allows families to model healthy family activities such as preparing meals together. This is a statewide initiative with eight agencies serving multiple counties.
  - *Governor Christie protected \$2 million in therapeutic visitation funding.*
- **Providing Young People with Needed Help.** The NJ 2NDFLOOR Youth Helpline is a statewide, 24-hour interactive telephone line for youth and young adults (ages 10-24), staffed by counseling professionals and specially trained volunteers. The overall goal is to promote healthy youth development by providing immediate interactive, respectful professional helpline services with linkage to information and services that address the social and health needs of youth.
  - *Governor Christie's fiscal year 2015 budget protects funding for NJ 2NDFLOOR at \$791,000.*
- **Protecting Funding for Special Child Health Services Case Management.** Counties provide case management services to 12,000 medically fragile children from birth through age 21 in need of assistance to access comprehensive health services. Eligible children without insurance get assistance with hearing aids, orthotics, prostheses and pharmaceuticals to treat asthma and/or cystic fibrosis.
- **Securing Child Support.** New Jersey ranks seventh in the nation for the collection of child support with a distribution of more than \$1.2 billion to custodial-parent families, 90% of whom are women. New Jersey's Child Support program handles over 384,000 cases.
- **Providing Youth in Foster Care Internship Opportunities.** The Transitions for Youth Summer Housing and Internship Program (SHIP) provides youth involved in foster care ages 18-21 the opportunity to receive quality housing and paid internship positions throughout the summer. Each member is assigned a SHIP Coach who is available to mentor, offer support and guide youth through program requirements, work with youth to pursue personal goals, and address any issues or concerns.
  - *The Christie Administration protected State funding at over \$420,000 in the fiscal year 2015 budget.*

## HELPING LOW-INCOME FAMILIES AND NEW JERSEYANS LOOKING FOR WORK

### WorkFirst New Jersey

WorkFirst NJ emphasizes work as the first step toward building a new life and a brighter future. The goal is to help people get off welfare, secure employment and become self-sufficient, through job training, education and work activities. WorkFirst NJ provides temporary cash assistance and other support services to families in the Temporary Assistance for Needy Families (TANF) program and to singles and childless adults in the General Assistance (GA) program.

*Governor Christie's fiscal year 2015 budget protects funding for WorkFirst NJ at \$167.7 million in State funds.*

### Providing Housing Assistance to Those in Need

Governor Christie's fiscal year 2015 budget reaffirms his commitment to protecting the state's most vulnerable citizens by maintaining funding for a variety of housing assistance for low-income New Jerseyans.

- **State Rental Assistance Program (SRAP).** Governor Christie is providing funding for SRAP at *\$18.5 million* in fiscal year 2015, which helps low-income residents afford housing by providing rental assistance grants to individuals and families.
- **Homelessness Prevention Program.** This program provides financial assistance to low- and moderate-income tenants and homeowners in imminent danger of eviction or foreclosure due to temporary financial problems beyond their control. Governor Christie's fiscal year 2015 budget protects funding at *\$4.4 million*.
- **Shelter Assistance.** In fiscal year 2015, the Christie Administration will provide *\$2.3 million* in assistance to homeless shelters in the state.
- **Social Services for the Homeless.** The fiscal year 2015 budget protects *\$17.1 million* of combined State and federal funding for New Jersey residents at risk of homelessness, but ineligible for WorkFirst New Jersey or Supplemental Security Income benefits.

### Connecting Jobseekers with Potential Employers:

The Christie Administration developed and launched a new job-search engine at the Department of Labor and Workforce Development's (LWD) [www.Jobs4Jersey.com](http://www.Jobs4Jersey.com) to help workers find job opportunities. The website is part of the LWD's comprehensive emphasis on job assistance. The free website helps guide jobseekers and employers through the maze of State and federal services and offers a unique tool to help people find new careers.

- **OnRamp.** OnRamp is Jobs4Jersey.com's premier job-search tool. OnRamp is not only a job-search engine but also helps jobseekers build a resume and provides opportunities for job advancements and career transitions that are relevant to the jobseeker.



## Providing Jobseekers with Vital Services

The Christie Administration provides vital tools necessary to succeed in today's economy. Whether it is basic skills and literacy programs, assistance finding a job or access to training and education for work, unemployed New Jerseyans have access to numerous programs that help individuals connect to employment and to develop the skills they need to obtain a job.

- **Assisting Unemployed Individuals.** Through the State's 31 One-Stop Career Center locations, unemployed individuals can receive a wide array of services to help them get back into the workforce. Through individual counseling and group workshops, jobseekers learn effective job-search skills such as resume development and interviewing techniques. Jobseekers are assessed for basic skill remediation or the opportunity to enter training for a new skill set.
- **Helping the Long-Term Unemployed.** The newly created Jersey Job Club provides the most current and up-to-date job-search and training information for jobseekers in a supportive, group atmosphere.
- **Reigniting the Job Search.** The Re-Employment Eligibility & Assessment (REA) program is designed to reenergize and reignite the job search of individuals who have been on unemployment insurance for over 26 weeks. LWD has partnered with all 19 of New Jersey's community colleges to provide employment assessments on their campuses.
- **Helping New Jerseyans Strengthen Their Literacy and Basic Skills.** Every New Jerseyan must have basic and literacy skills to obtain employment, and the State has various programs to assist individuals to obtain these skills either through classroom training or self-paced computer-based training at our Workforce Learning Link facilities in our One-Stop locations.
- **Assisting Youth Preparing Employment.** Many young New Jerseyans struggle to find their way to a stable career. The Department of Labor and Workforce Development has a variety of programs to help young people stay in school, prepare for future careers and to follow a path to a career, including:
  - **Youth Transitions to Work Program (YTTW)** introduces New Jersey's youth to apprenticeship opportunities.
  - **New Jersey Youth Corps (NJYC)** has 11 year-round, voluntary programs that engage more than 1,100 young adults into full-time community service, training, and educational activities.
- **Supporting Veterans.** The Department of Labor and Workforce Development has a number of efforts to connect veterans and employers as our heroes transition back into the civilian labor market. Over 50 staff members are dedicated to providing individual career and job-placement services to qualified veterans at the State's One-Stop Career Centers. In addition, LWD has redoubled its efforts to provide quality service and focus through veteran-specific job fairs and hiring events.

- **Creating Employment Opportunities for New Jerseyans with Disabilities.** The Governor proclaimed New Jersey the 14th state in the nation to have an “Employment First” policy related to individuals with disabilities. This means that “competitive employment in the general workforce is the first and preferred post-education outcome for people with any type of disability.”

### Moving New Jersey Forward From Sandy: Recover. Rebuild. Restore.

*“The bottom line is this: we are a long way from the finish line, but we are a long way from where we were one year ago. Challenges remain and I will not rest until every person hurt by Sandy has their life back. That is my mission.”*

*- Governor Chris Christie, State of the State Address, 1/14/14*

### New Jersey’s Holistic Approach to Sandy Recovery

From the initial days of the recovery in the aftermath of Super Storm Sandy, New Jersey has remained committed to a comprehensive, holistic recovery approach that aggressively pursues and utilizes all available recovery funding streams in a coordinated way to maximize their impact for recovering New Jerseyans. State departments and agencies have worked carefully and diligently to help Super Storm Sandy-impacted homeowners, renters, businesses, and communities recover and rebuild.

As part of the long-term recovery strategy, the Christie Administration has committed to building back better and stronger by, among other things, pursuing resilient infrastructure projects and mitigation opportunities to prevent future damage, as well as utilizing construction techniques and materials that will better withstand future weather events. The Christie Administration also has committed to using its limited disaster recovery resources to help first those who need help most.

Responding to the overall challenge and goals of recovery provides context for the more than 50 recovery initiatives implemented in New Jersey thus far, the relationship between those programs, and the steps taken to rebuild better and stronger. Some of those programs are discussed below.

In a little more than one year, New Jersey has seen clear and substantial progress in its recovery from the most costly disaster in its history. Yet, given the breadth of Super Storm Sandy’s multi-billion dollar impact and the remaining needs, there is still a great deal of work ahead.

### The State Agency Recovery Model

In the months following the storm, New Jersey sought to chart out a thoughtful and comprehensive path forward: one that would not only prioritize critical short-term needs, but also enable the State to assess forward-thinking strategies to accomplish long-term recovery goals.

To implement this recovery strategy, the Administration organized working groups led by State cabinet officials to evaluate recovery challenges tied to housing, economic revitalization, labor, banking and insurance, transportation, public utilities, environmental infrastructure, social services, public health, children and family services, community capacity and resources, natural and cultural resources, and hazard

mitigation. Rather than create a new “recovery bureaucracy,” the Administration tapped the institutional knowledge and expertise of State departments and agencies to enable recovery and rebuilding.

State departments and agencies swiftly engaged in assessing Super Storm Sandy’s impacts, developing priority initiatives and programs to address those impacts, securing necessary funding, cutting red tape and streamlining regulations, where possible, and developing a comprehensive path to bring back a safer, stronger, and more resilient New Jersey, while mobilizing agency resources to address immediate recovery needs. As the Christie Administration identified available federal funding streams, the working group model enabled New Jersey to more efficiently integrate recovery resources in a coordinated way and leverage State resources with federal monies and other funds.

By plugging into the federal government’s six-sector National Disaster Recovery Framework -- housing, economic, infrastructure, community operations and planning, health and social services, and natural and cultural resources -- New Jersey fostered the relationships with federal agencies that have been a critical component of the recovery’s success.

### Limited Recovery Resource Challenges

Even with this integrated, holistic approach, New Jersey has faced considerable recovery challenges, the greatest of which is the fact that while the estimated value of New Jersey’s recovery needs well exceeds \$35 billion, New Jersey expects to receive only \$15 to \$20 billion. The substantial shortfall between needs and resources to address those needs requires difficult choices and a balancing of diverse interests across numerous deserving projects, programs and initiatives.

To achieve a successful recovery, the Christie Administration is addressing needs across all affected parts of the state – from homeowners and renters to businesses and local government infrastructure. Recovery of each sector is codependent on the recovery of all sectors. For example, providing direct assistance to local businesses is not enough; New Jersey must also address housing needs so that customers can continue to support businesses in their communities.

Similarly, the repair and restoration of critical transportation routes, including roads, railways and waterways, is necessary for the movement of commerce. Moreover, homeowners with budgets already strained by unanticipated storm-related expenses would see their finances further depleted, and by extension their capacity to recover from the storm inhibited, if support was not directed to communities to offset the storm-created risk of tax increases.

In addition, New Jersey must provide funding for critical infrastructure resilience measures to protect the substantial investment in the recovery of homes, business and communities. In short, New Jersey must strike the right balance in marshaling the limited, available recovery resources to bring all affected sectors back simultaneously so no one sector collapses the broader recovery effort. The balance continues to be informed by an ongoing dialogue between the Christie Administration, the federal government, local officials, stakeholder groups and affected residents.

## Regulatory Hurdles

While the Sandy Supplemental Appropriation was passed approximately three months after Super Storm Sandy struck, because of federal requirements it took several more months before New Jersey was able to draw down much of the funds. For example, New Jersey was not able to begin accessing the first block of U.S. Department of Housing and Urban Development (HUD)-administered Community Development Block Grant - Disaster Recovery (CDBG-DR) funds until May 2013, nearly seven months after the storm.

By May 24, 2013, New Jersey had launched two major programs for homeowners outlined in the Action Plan, standing up housing recovery centers in each of the HUD-determined nine most-impacted counties, while also implementing a program to support small businesses. Within three months of HUD approval, the Christie Administration rolled out seventeen CDBG-DR funded programs to help homeowners, renters, businesses, and communities impacted by Super Storm Sandy.

Similarly, with federal Social Services Block Grant (SSBG) funds, nearly nine months elapsed following Super Storm Sandy before New Jersey was able to draw down funds. Since receiving authorization, New Jersey and its lead agencies have worked tirelessly to utilize SSBG funds to address many health and social service gaps created by Super Storm Sandy. To that end, the New Jersey Department of Human Services, the New Jersey Department of Children and Families, and the New Jersey Department of Health have worked collaboratively to develop and implement programs to deliver critical services to those most in need throughout New Jersey.

In short, each of the many federal funding streams has a unique set of governing laws and regulations that oftentimes conflict with the laws and regulations associated with other federal funding streams. This has created challenges in terms of attempting to leverage recovery funding streams to make the best use of available recovery resources.

The Christie Administration continues to work with its federal partners to streamline processes where possible and enhance programs through meaningful programmatic and operational changes aimed at expediting the disbursement of recovery assistance. Yet while New Jersey is always looking for ways to improve and expedite its program delivery, it must ensure compliance with federal law, or risk de-obligation of the very funds so critical to New Jersey's recovery.

## Recovery Initiatives

New Jersey has carefully applied federal funds, provided through myriad federal agencies, to implement more than 50 recovery and rebuilding programs and initiatives. Working with the support of federal and local partners, the Christie Administration has been able to do so in a comprehensive way and, in many cases, with unprecedented speed.

New Jersey continues to work every day to ensure that its residents and communities are getting the relief they need to recover and rebuild stronger than before.

Significant funds have already been disbursed to aid in the recovery. In the first year alone, over \$8 billion in disaster relief reached New Jersey, including funding provided through the Federal Emergency management Agency (FEMA) (including the National Flood Insurance Program (NFIP) insurance), the U.S.

Small Business Administration (SBA), HUD, the U.S. Department of Transportation (DOT), the U.S. Environmental Protection Agency (EPA), the U.S. Department of Labor (DOL), the U.S. Department of Health and Human Services (HHS), and private insurance. The breadth of New Jersey's recovery efforts to date can be demonstrated through the programs implemented thus far as related to the federal National Disaster Recovery Framework (housing, economic, infrastructure, health and social services, community operations and planning, and natural and cultural resources).

### Prioritizing Housing Assistance for Homeowners and Renters

For many individuals, FEMA Individual Assistance is the first available recovery resource following a disaster. As of October 25, 2013, more than \$413 million in FEMA Individual Assistance funds have been disbursed directly by FEMA to homeowners and renters in New Jersey, including almost \$356 million in Housing Assistance and more than \$56 million in Other Needs Assistance. SBA loans were another source of recovery support for residents, though that federal program was not without its challenges. Nevertheless, even for those receiving funds from these programs, it often was not enough to address all recovery needs.

#### *Other Direct Assistance Programs*

New Jersey has implemented a number of programs to address the short term needs of homeowners and renters. For example, New Jersey implemented the Homeowner Resettlement Program using CDBG-DR funds:

- The program provides \$10,000 grants to eligible homeowners to assist with storm-related expenses and encourages them to remain settled in impacted communities to help restore home values and stabilize communities.
- More than 16,600 eligible homeowners have been awarded these \$10,000 grants, with total disbursement exceeding \$166 million.

New Jersey launched the Working Families Living Expenses Voucher Program (also known as the "Sandy Homeowner and Renter Assistance Program" or "SHRAP"), which is funded with federal Social Services Block Grant (SSBG) dollars allocated to New Jersey by HHS:

- The program provides up to \$15,000 for mortgage and rental assistance, among other things. It is available to Super Storm Sandy-impacted individuals in all 21 counties and serves the critical role of providing housing stability for individuals and families still recovering from the financial strains brought on by Super Storm Sandy.
- As of February 2014, more than \$11 million has been disbursed through this program.

The Christie Administration further assisted displaced individuals in need of temporary housing through the New Jersey Housing Resource Center (NJHRC):

- The NJHRC provided a free service for Super Storm Sandy-affected residents to search for affordable housing and for landlords who are looking to provide housing to displaced residents.

- The Christie Administration also issued 835 Section 8 housing vouchers set aside for very low-income families displaced by Super Storm Sandy.

### *Construction Assistance*

While direct assistance is critical to support households recovering from the storm, construction-related needs continue to be the most pressing need in the housing sector. To that end, the Christie Administration has implemented various programs to rebuild homes and rental units.

- 70% of the Christie Administration's total first round of Federal Disaster Relief Funding was dedicated to housing programs.
- As of early February 2014, New Jersey had obligated more than \$1.03 billion of first-round CDBG-DR funds and disbursed more than \$379 million.
- Given that many of the construction programs are reimbursement programs, New Jersey expects that the disbursement figure will increase significantly in 2014.
- Approximately 70% of housing program funds from the first round of disaster relief funding has been awarded to low- and moderate-income (LMI) families, defined as households with income less than 80% of an area's median income.

### **The Christie Administration Has Established a Number Of Critical Programs to Deliver Direct Assistance to Homeowners:**

- **The Reconstruction, Rehabilitation, Elevation and Mitigation Program (RREM).** The program provides eligible homeowners up to \$150,000 in grant funds to aid the reconstruction, rehabilitation, elevation and mitigation of damaged primary homes.
  - Low- to moderate-income applicants are prioritized, as are homeowners that sustained "substantial damage," as determined by the municipality's local flood plain administrator.
  - The Christie Administration committed \$710 million of first-round CDBG-DR funds to this program, and has proposed to commit an additional \$390 million from the second round of CDBG-DR funds which the State hopes to be able to access in May 2014, following HUD approval.
  - Thus far, more than \$150 million has been obligated under this program, including approximately \$25 million in reimbursements for eligible work performed. The Christie Administration has preliminarily approved more than 5,100 homeowners for RREM assistance, with approximately 7,000 preliminarily eligible applicants on the RREM waitlist who remain unfunded pending additional federal resources.

The Christie Administration continues to examine means to further streamline the RREM process and deliver assistance as quickly as possible to those residents who remain in need.

- **Hazard Mitigation Grant Program (HMGP) Elevation Initiative.** This initiative provides grants up to \$30,000 for homeowners seeking to elevate their homes to mitigate against future flooding events.
  - The program prioritizes those homeowners whom are at the greatest risk to future flooding events.
  - It is projected that this program can assist approximately 2,700 homeowners; more than 6,000 applications have been submitted.
- **Sandy Blue Acres Buyout Program.** The Christie Administration has initiated a program funded with \$100 million of HMGP monies for voluntary buyouts, which is projected to purchase and demolish approximately 275-300 homes in repetitive flooding areas.
  - As of January 3, 2014, the Christie Administration had approved the purchase of 272 properties in Sayreville and South River; 122 owners had accepted buyout offers and 22 have closed.
  - Additionally, in December 2013, the Christie Administration announced a partnership with the U.S. Department of Agriculture (USDA) on a \$9.4 million project to purchase 33 homes and additional vacant lots in the Bay Point section of Lawrence Township in Cumberland County.
  - The Christie Administration also has proposed to dedicate \$100 million of second-round CDBG-DR funds to support additional buyouts in repetitive flood loss areas.
- **Fund for the Restoration of Multi-Family Housing.** The Christie Administration dedicated almost \$180 million of first-round CDBG-DR funds to support the repair or development of large affordable multi-family housing projects to repair or replace affordable rental housing stock in impacted counties.
  - Given HUD's requirement that CDBG-DR funds be spent within two years of receipt, and the importance of stabilizing the rental market by increasing affordable housing supply, the program prioritizes shovel-ready projects that will create affordable housing.
  - The Christie Administration projects that its initial investment will result in approximately 2,500 units of affordable housing across 36 development projects.
  - The Christie Administration proposes to dedicate an additional \$200 million of second-round CDBG-DR funds to further support this program.
- **Neighborhood Enhancement Program.** The Neighborhood Enhancement Program (NEP) provides funding to stabilize "threatened but viable" neighborhoods through the creation of

affordable housing. It funds the rehabilitation or re-use of abandoned, foreclosed and vacant housing, structures or lots and addresses the shortage of affordable housing caused by the storm, while at the same time returning blighted buildings to viable use.

- NEP provides zero-percent loans to non-profit and for-profit developers who will create affordable for-sale or rental housing units through either rehabilitation or redevelopment.
  - The Christie Administration committed \$30 million of first-round CDBG-DR funds, all of which have been committed, and is projected to create 170 units of affordable housing across 33 separate projects while also combating the risk of blight.
  - The Christie Administration proposes to add \$20 million of second-round funding for the program.
- **Sandy Special Needs Housing Fund.** The Christie Administration dedicated \$25 million in first-round CDBG-DR funds to establish the Sandy Special Needs Housing Fund (SSNHF) to repair or replace housing for Super Storm Sandy-affected special needs populations.
    - The program provides low-interest loans or grants to these projects. Nearly \$10 million has been obligated, and the program has a robust pipeline.
    - The Christie Administration proposed to dedicate an additional \$25 million of second-round CDBG-DR funds to support this program.

#### The Christie Administration Has Also Dedicated Funds To Critical Programs To Support Renters:

- **Pre-Development Loan Fund.** This program provides funding to non-profit developers for “soft costs” associated with developing rental housing projects. The Christie Administration estimates that realization of these development projects will yield 1,300 units of affordable housing, though the developments likely will take considerable time to build.
- **Sandy Homebuyer Assistance Program.** This program provides grants up to \$50,000 to eligible homebuyers seeking to purchase property within the nine most-impacted counties and, among other things, assists renters in becoming first-time homebuyers.
- **Landlord Incentive Program.** Funded with first round CDBG-DR monies, this program works to subsidize the cost of rent in most-impacted counties to make available rental housing more affordable. New Jersey recently proposed to shift some funds from this program to support a program to provide direct voucher assistance for low-income renters.

Finally, the Christie Administration has coordinated closely with volunteer organizations and the philanthropic community to address funding gaps and other recovery needs. For example, the philanthropic community, including the American Red Cross and the Sandy Relief Fund, has allocated \$15 million to a Gap Funding Initiative that provides additional financial resources to homeowners whose unmet construction needs exceed the \$150,000 grants awarded through the RREM program. Volunteer organizations have been involved since the early days of the recovery. For example, the volunteer



organization Burners Without Borders provided many hours of volunteer service to assist Union Beach residents with debris removal.

### Economic Development and Revitalization

Super Storm Sandy affected thousands of businesses across New Jersey and across all business sectors. The storm caused significant physical damage as well as short-term and long-term business operations losses. Access to capital presented the greatest need of affected businesses.

At the same time, the storm devastated the labor market. Unemployment claims filed in November 2012 (the month after Super Storm Sandy) were more than double the number of claims filed in November 2011. Various resources were targeted to address these needs.

Private insurance is the primary recovery resource for Super Storm Sandy-affected businesses. Additionally, as of September 2013, more than \$46 million in SBA loans had been disbursed to almost 900 New Jersey businesses. Other private funding sources, including microloans offered through Community Development Financial Institutions (CDFIs), provided capital to recovering businesses.

Some of the additional recovery programs dedicated to helping New Jersey businesses recover include:

- **Stronger New Jersey Grants Program.** The program, funded with \$100 million of first-round CDBG-DR funds, provides grants up to \$50,000 to impacted small businesses for working capital or construction needs.
  - As of December 31, 2013, nearly \$10 million in funding had been obligated, and nearly \$7.5 million had been disbursed to affected businesses.
- **Stronger New Jersey Loans Program.** The program, also funded with \$100 million of first-round CDBG-DR funds, provides loans up to \$5 million to affected businesses for rebuilding and expansion.
  - As of December 31, 2013, more than \$11 million in funding had been obligated through this program.
- **Neighborhood and Community Revitalization Program.** This program, funded with \$75 million of first-round CDBG-DR funds, supports three initiatives. The Streetscape Revitalization Program provides funding up to \$1.5 million to municipalities to improve “Main Street” areas. The Neighborhood and Community Revitalization initiative funds large catalytic or transformative economic development projects. Finally, \$2.5 million has been obligated across five CDFIs to support micro lending.
- **2013 Tourism Marketing Campaign.** New Jersey committed \$25 million of first-round CDBG-DR funds to support a 2013 tourism marketing campaign to combat the misperception that Super Storm Sandy destroyed all New Jersey Shore tourism attractions in order to drive tourism revenues to recovering communities and businesses that rely on those revenues.

- Preliminary third-party data show that the campaign was successful, as the 2013 performance outpaced 2009 through 2011 and trailed only the record 2012 tourism year.
- However, the data is aggregated across all shore tourism communities; hardest hit communities appear to have seen significant declines in tourism revenues in 2013.
- New Jersey anticipates continued support for the tourism industry in 2014, including by proposing to dedicate \$5 million of second-round CDBG-DR funds to a marketing campaign.
- **National Emergency Grants and Recovery4Jersey Training Programs.** To enhance employment opportunities for impacted residents, the Christie Administration has leveraged more than \$15 million in federal National Emergency Grant funds to provide temporary employment related to disaster response and recovery efforts.
  - The Christie Administration also initiated three parallel skills training programs, creating talent networks to connect unemployed individuals with employers. The federal Sandy Task Force cited these recovery networks as a best practice in disaster recovery.
- **Disaster Unemployment Assistance.** After the storm, approximately \$5 million in Disaster Unemployment Assistance was paid to Super Storm Sandy-impacted proprietors of small businesses.

### Helping Communities Recover and Prepare with Infrastructure Investment

In developing and implementing infrastructure recovery initiatives the Christie Administration has sought to incorporate enhanced mitigation and resilience standards. The State has sought to address often costly infrastructure needs by leveraging multiple funding sources in a coordinated way to harden critical infrastructure, increase energy resilience and address flood hazards. By way of example:

- **NJ TransitGrid.** NJ Transit teamed with the U.S. Department of Energy (DOE) and Sandia National Laboratories to design “NJ TransitGrid,” a first-of-its-kind transportation microgrid capable of providing highly reliable power to transit operations in densely populated areas of New Jersey.
  - NJ TransitGrid would enable NJ Transit to sustain transit operations in the event of a larger electrical grid failure, allowing for continued service and movement of commuters across the most traveled portion of rail lines in the nation, including critical evacuation routes.
- **Multi-Faceted Flood Hazard Risk Reduction Initiatives.** The New Jersey Department of Environmental Protection (NJ DEP) and the U.S. Army Corps of Engineers (Army Corps) are collaborating to advance beach and dune construction projects that will reduce risk to life, property and infrastructure by rebuilding New Jersey’s coastline and providing New Jersey with the most comprehensive and continuous coastal protection system the state has ever had.

- To secure outstanding easements required by the Army Corps, Governor Christie took aggressive action by signing an Executive Order that authorizes New Jersey to secure easements, not provided voluntarily, through eminent domain.
- Additionally, the Christie Administration has proposed to allocate \$100 million of second-round CDBG-DR funds to a flood hazard risk reduction program that could support these and other flood hazard risk reduction initiatives. Other protection measures may include flood walls, pump stations, wetlands restoration, permeable pavement, rain gardens and bio-retention basins.
- To assess options, the Christie Administration has partnered with six state universities to devise flood mitigation strategies for particularly flood-prone communities located near the Hudson River, Hackensack River, Arthur Kill, Barnegat Bay and Delaware Bay. The studies focus on repetitive flooding regions that are not already being addressed by current or planned Army Corps projects and are being coordinated with communities to incorporate local perspective and data. The results of these studies may be more broadly applied to other flood-prone communities.
- **Energy Resilience.** A multi-agency team of State departments and agencies has been collaborating with the DOE and the DOE's National Renewable Energy Laboratory (NREL) to comprehensively study the energy needs of critical facilities and to identify creative and cost-effective alternative energy solutions.
  - In coordination with the Board of Public Utilities, NREL conducted a statewide survey of a broad range of facilities and leveraged existing data and resources maintained by the State to inform a locally-tailored analysis of energy resilience and efficiency for local communities.
  - To realize energy resilience projects, the Christie Administration announced \$25 million in Hazard Mitigation Grant Program (HMGP) Energy Allocations to municipalities, counties, and other critical facilities that can be used to support a variety of alternative energy solutions – including microgrids, solar power with battery back-up, and natural gas-powered emergency generators – technologies that will allow critical facilities to operate even if the power grid fails.
  - To further support energy resilience, the Christie Administration has proposed to commit \$210 million of second-round CDBG-DR funds to create a revolving fund in the form of the New Jersey Energy Resilience Bank to fund energy resilience initiatives for critical facilities.
- **Water and Wastewater Treatment Facilities.** Large-scale power outages resulting from Super Storm Sandy resulted in improper discharges of raw sewage into local waterways. The energy resilience initiatives described above are one crucial mechanism to address the vulnerabilities Super Storm Sandy revealed in water and wastewater treatment facilities.

- Separately, the Christie Administration will utilize \$229 million of federal Sandy funding provided by EPA to New Jersey's Environmental Infrastructure Trust to fund additional enhancements and protections for water and wastewater facilities.
- **Roadways.** Infrastructure projects targeting roadways are incorporating resiliency and best practice mitigation measures including pump stations, flood vents and anti-scour measures.
  - The Route 35 project, for example, being reconstructed through a partnership between the New Jersey Department of Transportation and Federal Highway Administration (FHWA), will feature a robust drainage system equipped with tide valves and pump stations to prevent the back-flow of water as well as 40-foot pile-driven sheets of steel to reduce washout of vulnerable areas of roadway while also protecting homes and businesses in the surrounding community.
- **Liquid Fuel Supply and Distribution.** Super Storm Sandy highlighted post-storm liquid fuel supply and distribution challenges in New Jersey. In response, the Christie Administration has dedicated \$7 million of HMGP funds to support the purchase of generators or permanent connection points for mobile generators for approximately 250 fuel stations located along key thoroughfares throughout New Jersey.
  - In addition, NJ OEM is acquiring a strategic cache of emergency generators that can be deployed during a major power outage to critical assets, including retail fuel stations.
  - The New Jersey Office of Homeland Security and Preparedness has also partnered with the U.S. Department of Homeland Security (DHS) to explore opportunities to increase the resiliency of New Jersey's petroleum storage and distribution and supply systems.
- **Non-Federal Cost Shares (Match).** Many federal funding streams do not cover a substantial portion of project costs. The difference (i.e., the non-federal cost share or match) must be paid by the project applicant (e.g., the State, or a county or municipality).
  - Government budgets generally are ill-suited to satisfy the substantial match obligations arising from storms like Super Storm Sandy.
  - The Christie Administration has dedicated \$50 million of first-round CDBG-DR funds to address the match for eligible projects and proposed to add \$225 million of second-round CDBG-DR funds to that program. Many of these match-eligible projects are infrastructure projects.

New Jersey's infrastructure needs are substantial and costly. The State's recent CDBG-DR Action Plan Amendment conservatively identified more than \$17 billion in unmet infrastructure rebuilding and resiliency needs. Continued infrastructure investments are critical to ensuring New Jersey is better-protected against future storms and other hazard events, as well as to protecting other considerable investments made in recovery from Super Storm Sandy.

## Health and Social Services

Previous disasters have shown that health and social services needs are heightened following a natural disaster on the scale of Super Storm Sandy. Behavioral health issues, increased demand for services for older adults or people with disabilities and public health issues are some examples of post-storm concerns that arise in this sector. Previous disasters also have shown increases in mental illness associated with the stress arising from the disaster and increased incidences of domestic violence and child abuse.

Primarily through the use of federal Social Services Block Grant monies, which are tailored to support health and social services initiatives and allocated by HHS, the New Jersey Department of Human Services, the New Jersey Department of Health, and the New Jersey Department of Children and Families have stood up a number of programs and initiatives aimed at addressing these post-storm health and social services concerns. Examples of these initiatives include:

- **County Health Improvement Program.** This program allocates funding to county health agencies to enhance access to care for Access and Functional Needs Populations.
- **Expansion of Family Success Centers.** This program enhances Family Success Centers to provide additional service capacity in impacted areas (e.g., evening hours, weekends) and expands existing Family Success Centers in impacted counties to include additional psycho-educational and support group services.
- **Child Care Center Renovation Program.** This program provides funding to assist with renovations to child care centers affected by Super Storm Sandy.
- **Accessibility Repairs for Persons with Disabilities.** This program provides ramps or other accommodations for mobility impaired individuals affected by Super Storm Sandy.
- **Domestic Violence Sheltering Capacity Program.** This program expands emergency domestic violence shelter capacity to ensure access for all victims.
- **Data System Enhancements for Vector-borne Diseases.** This program provides enhancements to the Communicable Disease Reporting and Surveillance System relating to mosquito-borne diseases.
- **EMS Communications and Systems Enhancements.** This program provides funding to County Health Boards in all twenty-one counties to purchase a portable radio for communication with all EMS coordinators.

The Christie Administration will continue to examine health and social services needs arising from Super Storm Sandy and implement additional programs as necessary to address those needs.

## Community Operations and Planning

The Christie Administration has sought to leverage various resources to support the recovery of hard hit counties and municipalities.

- **FEMA Public Assistance.** Public Assistance is a primary funding stream supporting the recovery of governmental entities. Public Assistance projects initially focus on debris removal and emergency protective measures. However, these funds also can be used to rebuild and repair government assets (e.g., roads, transit, municipal buildings).
  - The New Jersey Office of Emergency Management has worked with FEMA to allocate over \$1 billion in Public Assistance funding for New Jersey to support the recovery of state, county and local governments and certain private non-profits.
  - Moreover, almost 90% of significant Public Assistance projects (i.e., projects costing more than \$500,000) seek to incorporate enhanced mitigation standards consistent with the federal Stafford Act.
- **FEMA Community Disaster Loans.** FEMA Community Disaster Loans (CDL) are provided to hard-hit municipalities and other government entities (e.g., schools and municipal utilities authorities) to offset storm-related revenue losses.
  - As of February 2014, nearly \$175 million of CDL had been obligated in New Jersey, with more than \$70 million in funding disbursed.
- **Essential Services Grant Program.** The Christie Administration recognized that FEMA Community Disaster Loans would not be available, or would not be sufficient, to address the budget shortfalls in many hard hit areas. To ensure that funds remained available to provide essential services to residents and to reduce storm-related pressure for municipalities to increase taxes on recovering households and businesses, New Jersey dedicated \$60 million of first-round CDBG-DR funds to the Essential Services Grant Program.
  - As of January 2014, more than \$36 million had been disbursed to municipalities and school districts.
  - Based on a needs analysis by the Division of Local Government Services, the Christie Administration has proposed to add \$90 million of second-round CDBG-DR funds to this program to support municipal needs in 2014 and 2015.
- **Zoning and Code Enforcement Program.** The Christie Administration implemented a \$6 million program using first round CDBG-DR funds to support communities that lacked the capacity to address zoning- and code enforcement-related demand arising from Super Storm Sandy.
  - Based on need, the Christie Administration has proposed to further support this program with \$5 million of second-round CDBG-DR funds.

- **Unsafe Structures Demolition Program.** Municipalities have been primarily responsible for addressing unsafe structures requiring demolition within their borders. Many have worked with New Jersey's Office of Emergency Management and FEMA in utilizing FEMA's Private Property Debris Removal (PPDR) program to demolish eligible homes at no cost to the property owner. Nevertheless, a number of unsafe structures have yet to be addressed either because they are not eligible under the PPDR program or the property owner has not consented to the demolition. These properties undermine community recovery efforts and may present ongoing health hazards and blight risks.
  - To address this need, the Christie Administration has dedicated \$15 million of first-round CDBG-DR funds to a program to demolish approximately 700 structures.
  - The Christie Administration has proposed to add \$10 million of second round funds given the projected number of homes that may fall within the guidelines.
- **Planning.** Disaster recovery offers a unique opportunity for communities to engage in long-term planning to realize more sustainable growth and development. To support these efforts, the Christie Administration committed \$5 million of first-round CDBG-DR funds to the Sandy Planning Assistance Grant Program that provided grants to municipalities to support planning.
  - The Christie Administration has proposed to add \$10 million of second-round CDBG-DR funds for planning initiatives, including funding for regional or statewide planning initiatives.
  - The Christie Administration committed \$3 million of HMGP monies to fund county-level hazard mitigation planning.

### Natural and Cultural Resources

The Christie Administration actively is pursuing funding for environmental initiatives as well as taking steps to ensure compliance with the various federal environmental and historical laws and regulations that are implicated in disaster recovery. These include the National Environmental Protection Act (NEPA) and the National Historical Preservation Act (NHPA).

- **Department of Interior Competitive Grant Program.** The Christie Administration has submitted proposals for various New Jersey environmental projects for consideration in the U.S. Department of the Interior (DOI)'s \$100 million competitive grant program. The program is open across all Super Storm Sandy-impacted states, and proposals may be submitted by certain governmental and non-governmental organizations.
  - Apart from State proposals, various New Jersey entities, including colleges and universities have submitted proposed projects to this program.
  - DOI is expected to render decisions on the proposals it has received in April or May of 2014.

- **Additional DOI Projects.** DOI is also using some of the funding it has been allocated through the Sandy Supplemental for projects of its own choosing that DOI will oversee directly. In October 2013, DOI announced a \$162 million investment in 45 restoration and research projects that will better protect Atlantic Coast communities, including New Jersey communities, from future severe weather events. Projects will involve restoring marshes, wetlands and beaches, rebuilding shorelines, and researching the impacts and modeling mitigation of storm surge impacts.
  - New Jersey projects include a \$15 million investment to better protect communities along 60 miles of the New Jersey coast by restoring and enhancing salt marshes.
  - An additional \$4 million will be provided for infrastructure resiliency investments at the Ohmsett national oil spill response research and energy test facility in New Jersey.
  - Resiliency measures, including berms, totaling an estimated \$1.65 million will be built to enhance protections at Pierce's Point, Reed's Beach and Moore's Beach.
- **Historic Preservation Grant Funding.** The Department of Interior's National Park Service is providing approximately \$8 million in recovery funding to assist Super Storm Sandy-damaged historic properties. New Jersey's Department of Environmental Protection's Historic Preservation Office is working with the NJ Historic Trust to develop and administer a grant program to aid Super Storm Sandy-damaged historic properties using this funding.
- **Compliance.** As referenced above, given the extent of the rebuilding activity ongoing in New Jersey, which is likely to continue for some time, the State is being vigilant in ensuring that federal environmental and historical laws and regulations, as well as local permitting requirements, are satisfied as part of the rebuilding process.

\*\*\*\*\*

This summary captures some of the many recovery initiatives implemented in New Jersey and demonstrates the considerable progress New Jersey has made in just sixteen months of recovery. In many respects, New Jersey is moving through recovery at a speed far faster than its predecessors.

This owes to the hard work of State departments and agencies, federal partners, local officials, stakeholder groups, volunteers and, most importantly, affected New Jerseyans.

Yet while many households, businesses and communities are well on their way to recovery, many are not all, and sixteen months is simply not a realistic timetable to address all of the impacts caused by a multi-billion-dollar natural disaster.

While New Jersey and its citizens should be proud of the considerable progress to date, there is a long road ahead. With the continued steadfast resolve that has marked New Jersey's recovery, we will continue to address the needs foisted on New Jersey by Super Storm Sandy while positioning New Jersey to better face the challenges of tomorrow.



SECTION IV:

Summary Charts and Tables

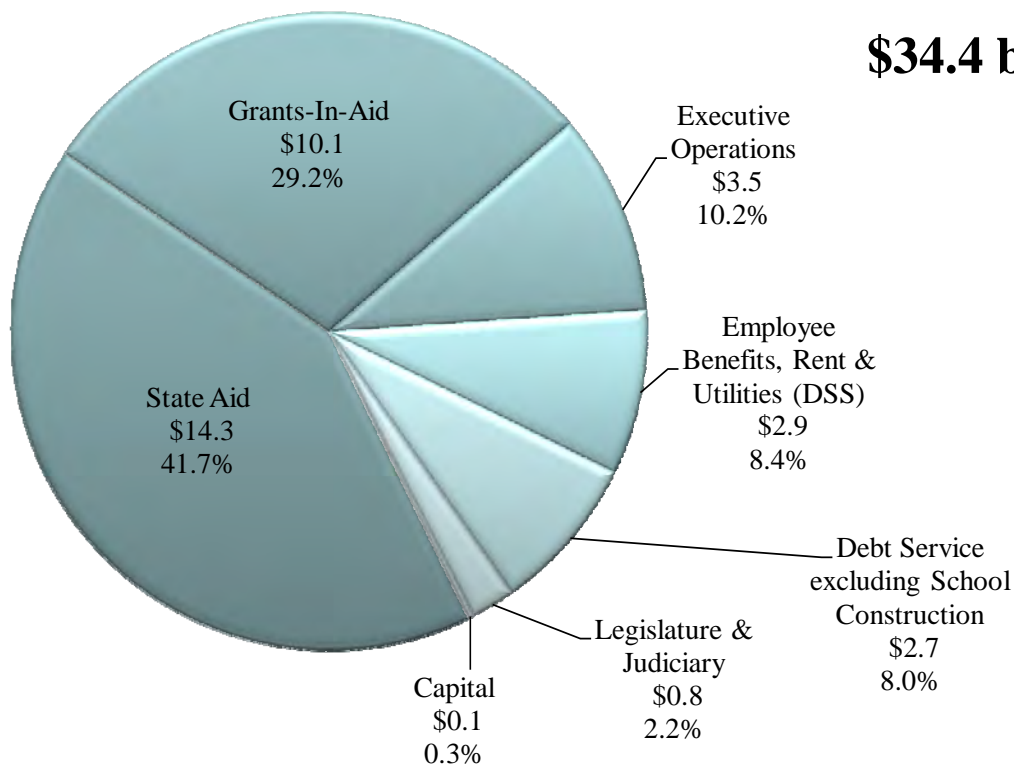




# Building the Fiscal 2015 Budget

(In Billions)

**\$34.4 billion**

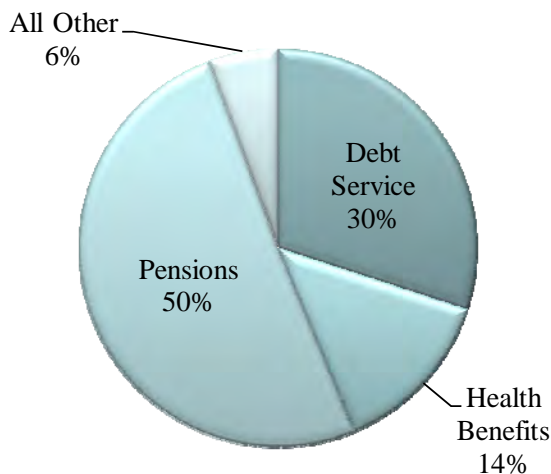


**Executive Operations:** includes adult prison and juvenile facilities, state police and law enforcement, human services institutions, veterans' homes, children and families.

**Grants-In-Aid:** includes property tax relief programs, Medicaid, PAAD, nursing home and long-term services and supports, and support for higher education.

**State Aid:** includes education aid programs, school construction debt, municipal aid, general assistance, and aid to county colleges.

## Year-to-Year Growth



## FY 2015 Budget

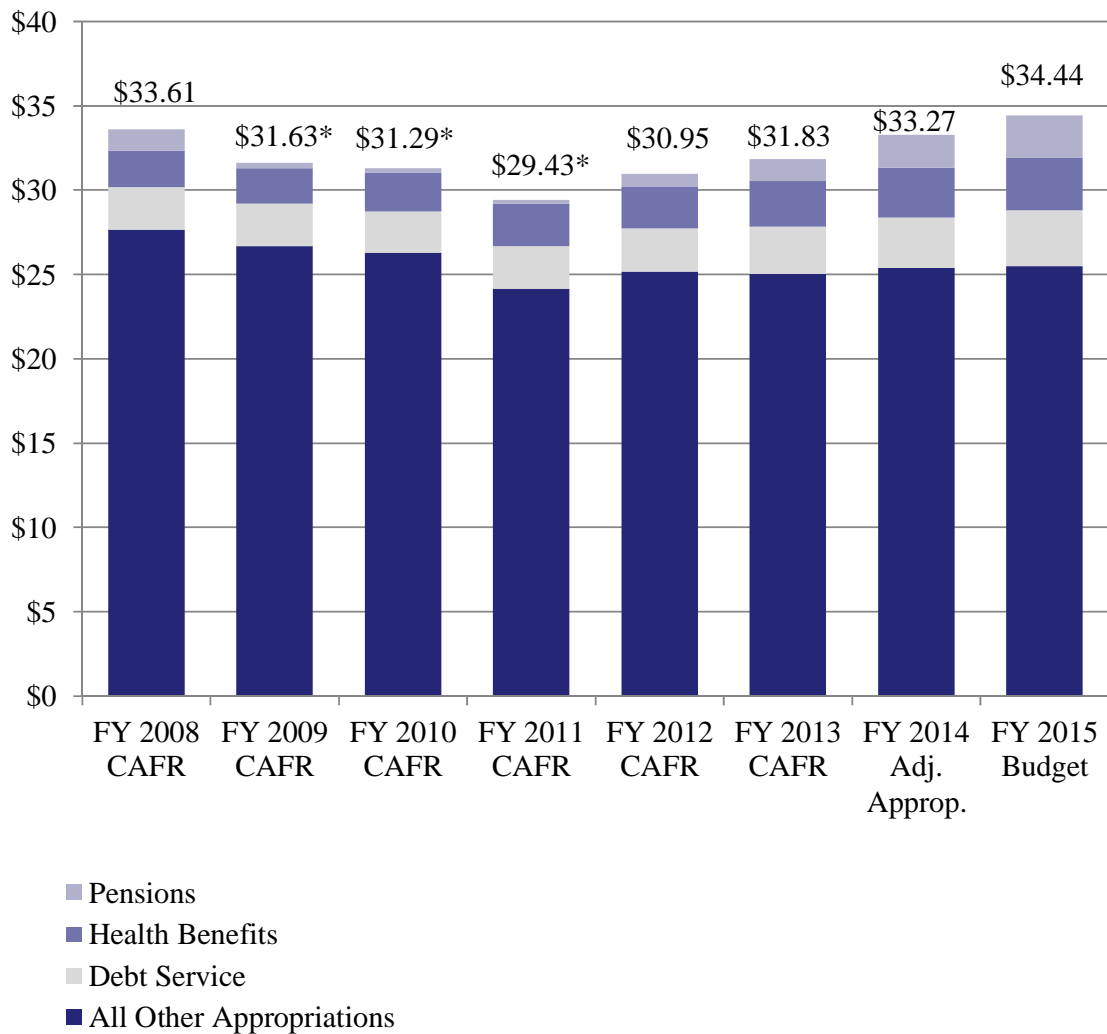
(In Millions)

	FY 2014 Adjusted Approp.	FY 2015 Budget	Change	
			\$	%
<b>Opening Surplus</b>	\$ 313	\$ 301	(12)	(3.8)
Revenues				
Income	\$ 12,928	\$ 13,988	1,060	8.2
Sales	8,680	9,212	532	6.1
Corporate	2,420	2,583	163	6.7
Other	8,535	8,664	129	1.5
<b>Total Revenues</b>	\$ 32,563	\$ 34,447	1,884	5.8
Lapses	694			
<b>Total Resources</b>	\$ 33,570	\$ 34,748	1,178	3.5
Appropriations				
Original	\$ 32,977	\$ 34,435	1,458	4.4
Supplemental	292			
<b>Total Appropriations</b>	\$ 33,269	\$ 34,435	1,166	3.5
<b>Projected Fund Balance</b>	\$ 301	\$ 313	12	4.0

## Christie Administration Continues to Fund Commitments

### Pensions, Health Benefits and Debt Service Account for Most Year-to-Year Growth

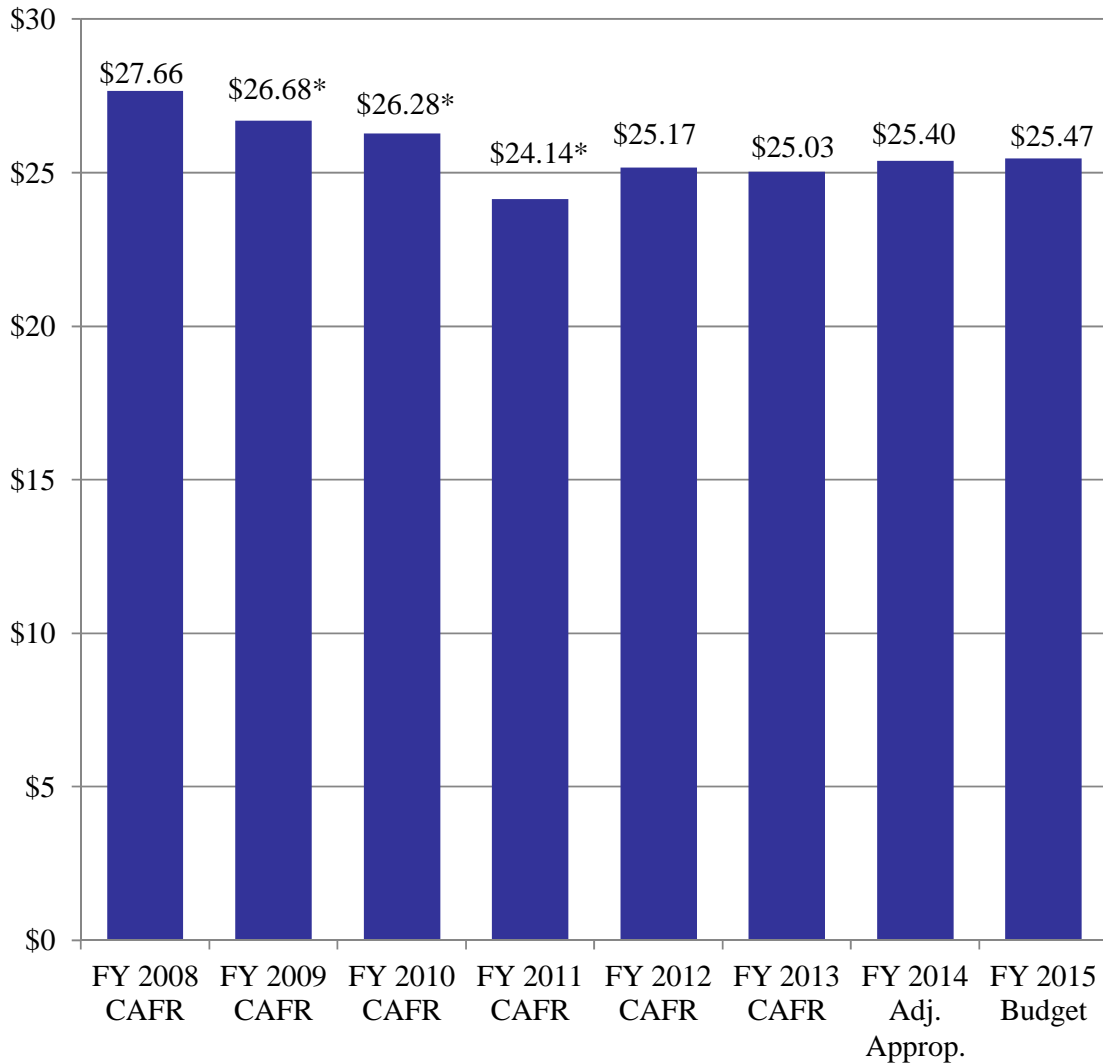
(In Billions)



\* Includes federal stimulus-supported expenditures that would have otherwise been State-supported expenditures.

## History of Appropriations Excluding Pensions, Health Benefits and Debt Service

(In Billions)

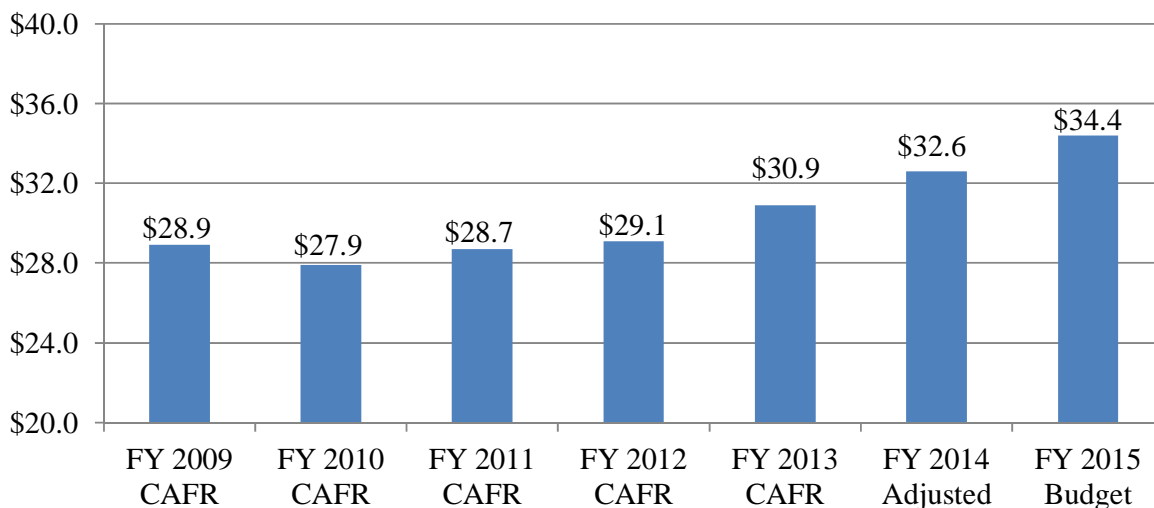


\* Includes federal stimulus-supported expenditures that would have otherwise been State-supported expenditures.

## FY 2015 Revenues Will Continue to Strengthen

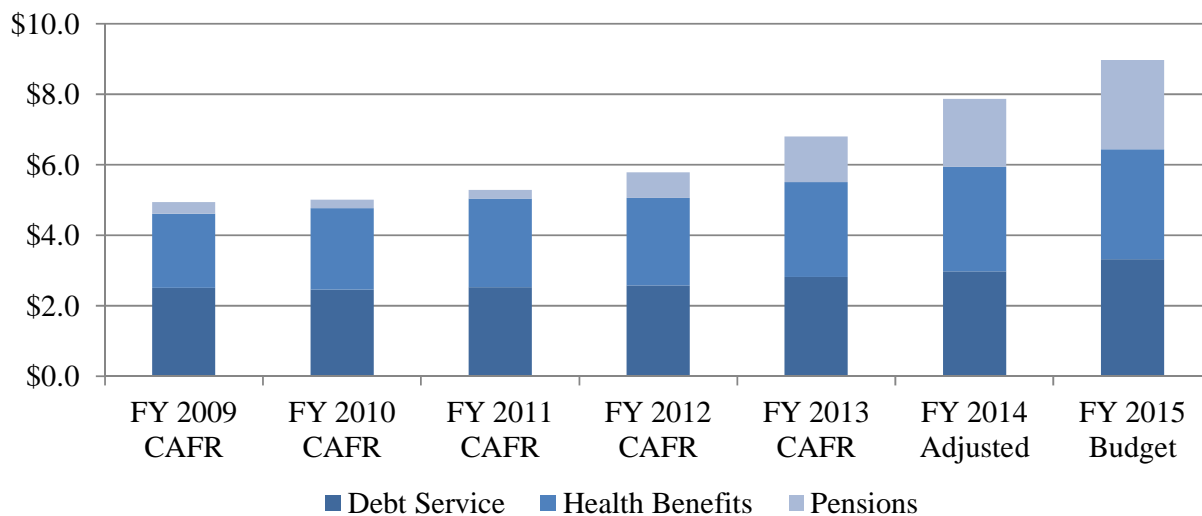
**Pensions, Health Benefits and Debt Service Consume 60% of  
Overall Revenue Growth Since FY 2010**

(In Billions)



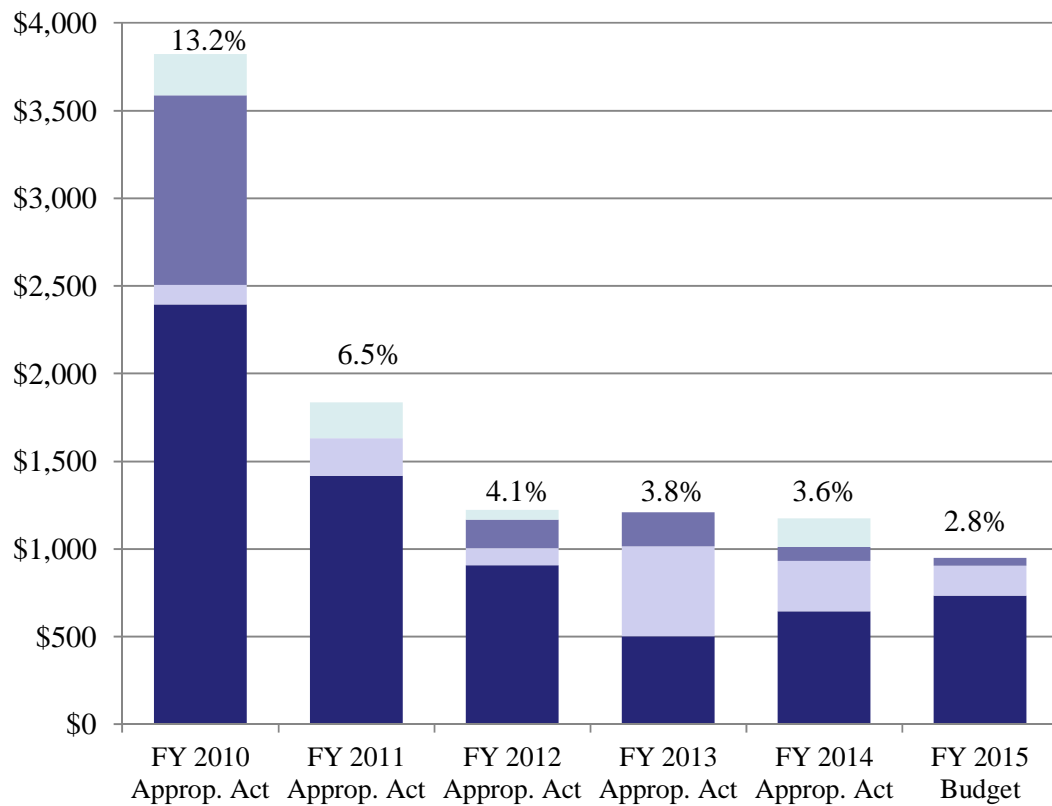
CAFR – Comprehensive Annual Financial Report

### Pensions, Health Benefits, Debt Service



## Reliance on Non-Recurring Resources Reduced From 13.2% to 2.8% FY 2010 to FY 2015

(In Millions)



- Spend Down Opening Surplus
- Tax Policy Changes
- Revenue Initiatives
- Appropriations Offsets



## FY 2015 Budget by Department

(In Thousands)

Department	FY 2014	FY 2015	Change	
	Adjusted Approp.		Budget	\$
Chief Executive	\$ 6,705	\$ 6,705	-	-
Agriculture	19,682	19,682	-	-
Banking and Insurance	64,013	64,013	-	-
Children and Families	1,090,639	1,093,369	2,730	0.3
Community Affairs	760,441	792,636	32,195	4.2
Corrections	1,090,508	1,079,926	(10,582)	(1.0)
Education	10,493,904	10,570,497	76,593	0.7
Environmental Protection	351,403	334,085	(17,318)	(4.9)
Health	371,280	339,256	(32,024)	(8.6)
Human Services	6,485,607	6,638,872	153,265	2.4
Labor and Workforce Development	160,317	165,857	5,540	3.5
Law and Public Safety	583,428	557,116	(26,312)	(4.5)
Military and Veterans' Affairs	95,754	95,504	(250)	(0.3)
State	1,252,629	1,260,781	8,152	0.7
Transportation	1,384,556	1,383,779	(777)	(0.1)
Treasury	1,687,553	1,743,848	56,295	3.3
Miscellaneous Commissions	776	776	-	-
<b>Total Executive Branch</b>	<b>\$ 25,899,195</b>	<b>\$ 26,146,702</b>	<b>247,507</b>	<b>1.0</b>
Interdepartmental	4,131,644	4,511,984	380,340	9.2
Local Pensions and Health Benefits - Education and Treasury	2,153,565	2,602,861	449,296	20.9
General Obligation Debt Service - Environmental Protection and Treasury	319,710	404,832	85,122	26.6
Legislature	76,847	76,513	(334)	(0.4)
Judiciary	687,919	692,419	4,500	0.7
<b>Total Appropriations</b>	<b>\$ 33,268,880</b>	<b>\$ 34,435,311</b>	<b>1,166,431</b>	<b>3.5</b>

# The Fiscal Year 2015 Pension Contribution: Largest in State History

(In Thousands)

<u>Governor</u>	<u>Fiscal Year</u>	<u>Defined Benefit Pension Contribution (a)</u>
Whitman	1995	\$ 193,342
Whitman	1996	227,916
Whitman	1997 (b)	104,616
Whitman	1998	90,194
Whitman	1999	286,203
Whitman	2000	61,663
Whitman	2001	-
	Cumulative Totals	<u>\$ 963,934</u>
DiFrancesco	2002	\$ 563
	Cumulative Totals	<u>\$ 563</u>
McGreevey	2003	\$ 11,181
McGreevey	2004 (c)	27,520
McGreevey	2005	62,723
	Cumulative Totals	<u>\$ 101,424</u>
Codey	2006	\$ 165,026
	Cumulative Totals	<u>\$ 165,026</u>
Corzine	2007	\$ 1,023,192
Corzine	2008	1,046,136
Corzine	2009	106,268
Corzine	2010	-
	Cumulative Totals	<u>\$ 2,175,596</u>
Christie	2011	\$ -
Christie	2012	484,484
Christie	2013	1,029,296
Christie	2014	1,582,300
Christie	2015	2,249,884
	Cumulative Totals	<u>\$ 5,345,964</u>

(a) Pension contribution amounts from FY 1995 to FY 2005 include funding for non-contributory life insurance; life insurance costs are not included thereafter.

(b) As of June 30, 1997, \$2.75 billion in proceeds from the issuance of Pension Obligation Bonds was contributed to the State funded pension systems. Additionally, corresponding legislation enacted authorized the use of excess assets in the systems to fund any contribution requirements going forward.

(c) Beginning in FY 2004, excess assets were exhausted in most pension funds and the State was required to resume making full pension contributions; however, due to budgetary constraints, the State began "phasing-in" required contributions. In addition, in PERS and TPAF, funds accumulated in the Benefit Enhancement Fund were used to cover the phased-in contributions for these two pension funds in FY 2004, FY 2005 and FY 2006.

## Direct State Services by Department

### Christie Administration Controls the Cost of State Government

(In Thousands)

Department	FY 2014	FY 2015 Budget	Change \$	%
	Adjusted Approp.			
Chief Executive	\$ 6,705	\$ 6,705	-	-
Agriculture	7,241	7,241	-	-
Banking and Insurance	64,013	64,013	-	-
Children and Families	278,146	276,995	(1,151)	(0.4)
Community Affairs	39,061	39,061	-	-
Corrections	965,167	952,585	(12,582)	(1.3)
Education	68,302	83,257	14,955	21.9
Environmental Protection	231,369	214,051	(17,318)	(7.5)
Health	45,930	45,675	(255)	(0.6)
Human Services	637,968	606,951	(31,017)	(4.9)
Labor and Workforce Development	93,365	93,365	-	-
Law and Public Safety	555,265	537,752	(17,513)	(3.2)
Military and Veterans' Affairs	93,130	92,880	(250)	(0.3)
State	28,328	28,328	-	-
Transportation	130,488	45,188	(85,300)	(65.4)
Treasury	465,727	470,117	4,390	0.9
Miscellaneous Commissions	776	776	-	-
<b>Total Executive Branch</b>	<b>\$ 3,710,981</b>	<b>\$ 3,564,940</b>	<b>(146,041)</b>	<b>(3.9)</b>
Interdepartmental*	2,837,886	3,141,884	303,998	10.7
Legislature	76,847	76,513	(334)	(0.4)
Judiciary	687,919	692,419	4,500	0.7
<b>Total Direct State Services</b>	<b>\$ 7,313,633</b>	<b>\$ 7,475,756</b>	<b>162,123</b>	<b>2.2</b>

\*Pensions represents 25% of FY 2015 Budget.

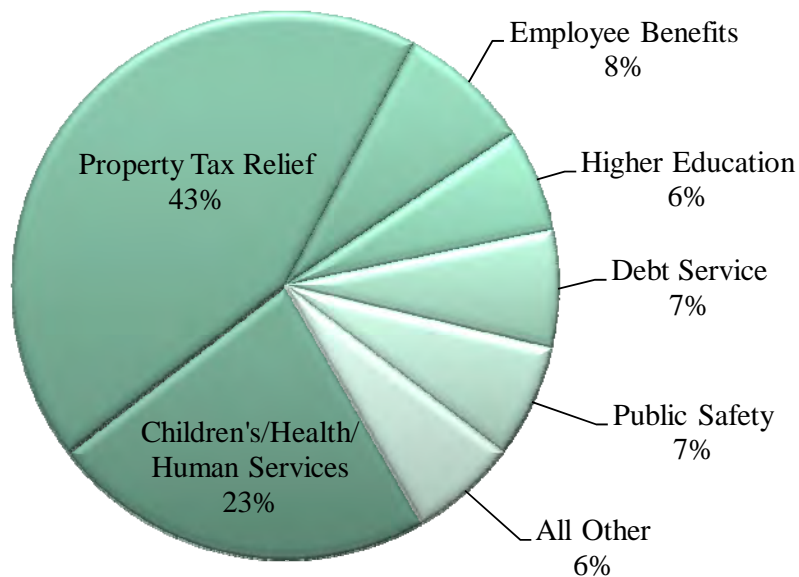
## Funding for Property Tax Relief

3.5% Increase

(In Millions)

<u>Programs</u>	<u>FY 2014 Adjusted Approp.</u>	<u>FY 2015 Budget</u>	<u>Change</u>
School Aid	\$ 12,410.4	\$ 12,891.4	\$ 481.0
Municipal Aid	1,473.0	1,505.2	32.2
Other Local Aid	865.1	905.7	40.6
Property Taxpayer Relief Programs	1,206.0	1,210.3	4.3
<b>Total Property Tax Relief</b>	<b>\$ 15,954.5</b>	<b>\$ 16,512.6</b>	<b>\$ 558.1</b>

### Property Tax Relief is Approximately Half the Total Budget



## School Aid

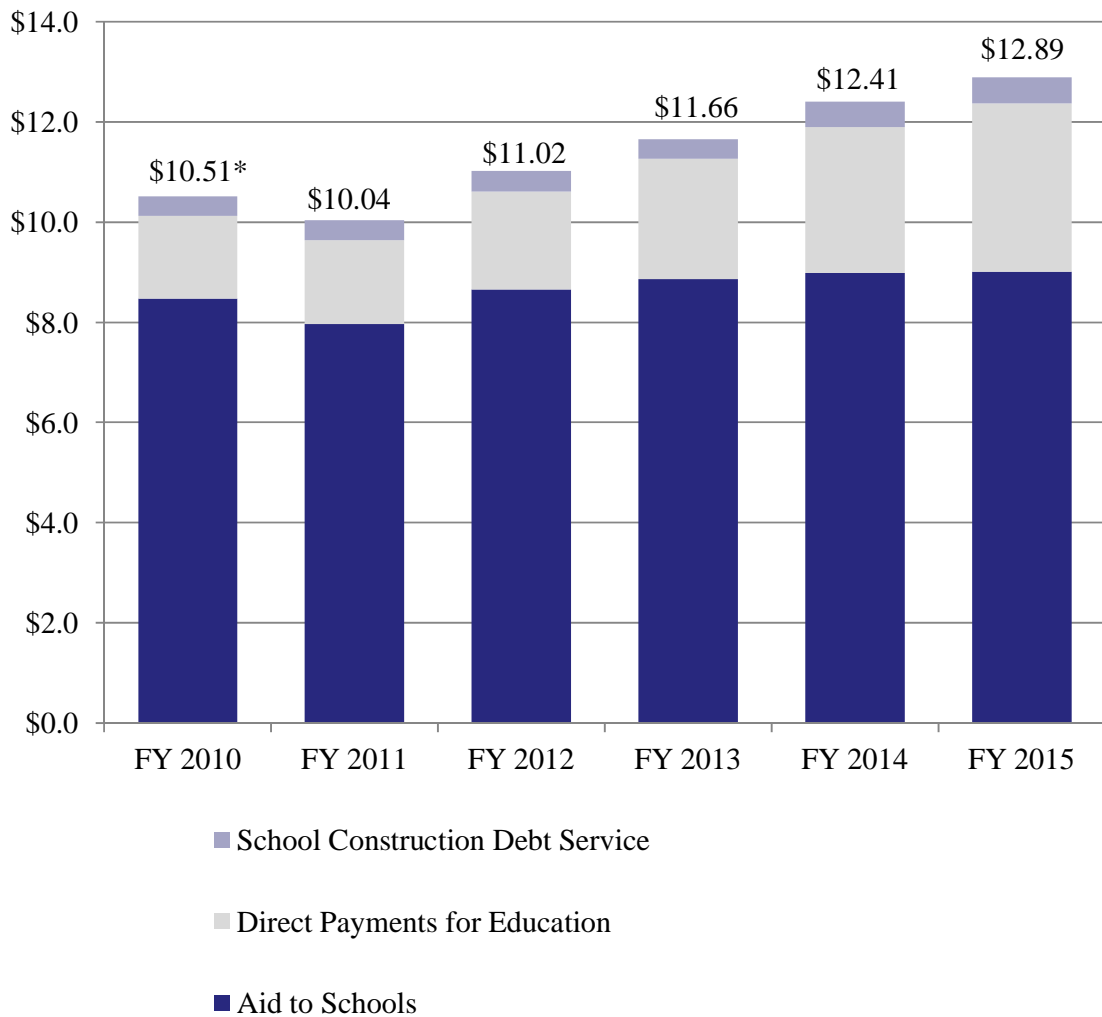
(In Millions)

	<b>FY 2014 Adjusted Approp.</b>	<b>FY 2015 Budget</b>	<b>Change</b>
<b>Aid to Schools</b>			
Formula Aid	\$ 7,855.9	\$ 7,857.7	\$ 1.8
Preschool Education Aid	648.1	652.8	4.7
PARCC Readiness	-	13.5	13.5
Per Pupil Growth Aid	-	13.5	13.5
Innovation Fund	-	5.0	5.0
Extraordinary Special Education Aid	162.7	165.0	2.3
Under Adequacy Aid	16.8	16.8	-
School Choice Aid	49.1	53.9	4.8
Supplemental Enrollment Growth Aid	4.1	4.1	-
Payment Delay Savings	(11.5)	(3.8)	7.7
Charter School Aid	16.0	12.0	(4.0)
Nonpublic School Aid	83.5	84.5	1.0
School Building Aid	67.4	56.0	(11.4)
Debt Service Aid	57.4	57.8	0.4
Assessment of EDA Debt Service	(26.5)	(26.5)	-
Other Aid	54.0	51.5	(2.5)
<b>Total Aid to Schools</b>	<b>\$ 8,977.0</b>	<b>\$ 9,013.8</b>	<b>\$ 36.8</b>
<b>Direct State Payments for Education</b>			
Teachers' Pension and Annuity Fund	\$ 1,019.2	\$ 1,352.6	\$ 333.4
Post Retirement Medical	969.0	1,054.1	85.1
Debt Service on Pension Obligation Bonds	167.9	181.2	13.3
Teachers' Social Security	754.8	769.9	15.1
<b>Total Direct State Payments for Education</b>	<b>\$ 2,910.9</b>	<b>\$ 3,357.8</b>	<b>\$ 446.9</b>
<b>School Construction Debt Service</b>	<b>\$ 522.5</b>	<b>\$ 519.8</b>	<b>\$ (2.7)</b>
<b>Total School Aid</b>	<b>\$ 12,410.4</b>	<b>\$ 12,891.4</b>	<b>\$ 481.0</b>

## History of School Aid

State Funding for School Aid Has Increased 36% Since FY 2010

(In Billions)



\*FY 2010 includes \$1.06 billion in federal stimulus funding.

## Municipal Aid

(In Millions)

	<b>FY 2014 Adjusted Approp.</b>	<b>FY 2015 Budget</b>	<b>Change</b>
Consolidated Municipal Property Tax Relief Aid (CMPTRA) / Energy Tax Receipts	\$ 1,364.3 *	\$ 1,364.3	\$ -
Transitional Aid to Localities	94.5 *	121.5	27.0
Meadowlands Adjustment Payments Aid	6.0	-	(6.0)
Consolidation Implementation	3.2	8.5	5.3
Open Space Payments In Lieu of Taxes (PILOT)	0.6	6.5	5.9
Highlands Protection Fund Aid	4.4	4.4	-
<b>Total Municipal Aid</b>	<b><u>\$ 1,473.0</u></b>	<b><u>\$ 1,505.2</u></b>	<b><u>\$ 32.2</u></b>

\* Includes the transfer of \$22.2 million from Transitional Aid to Localities to CMPTRA.

## Property Taxpayer Relief Programs

(In Millions)

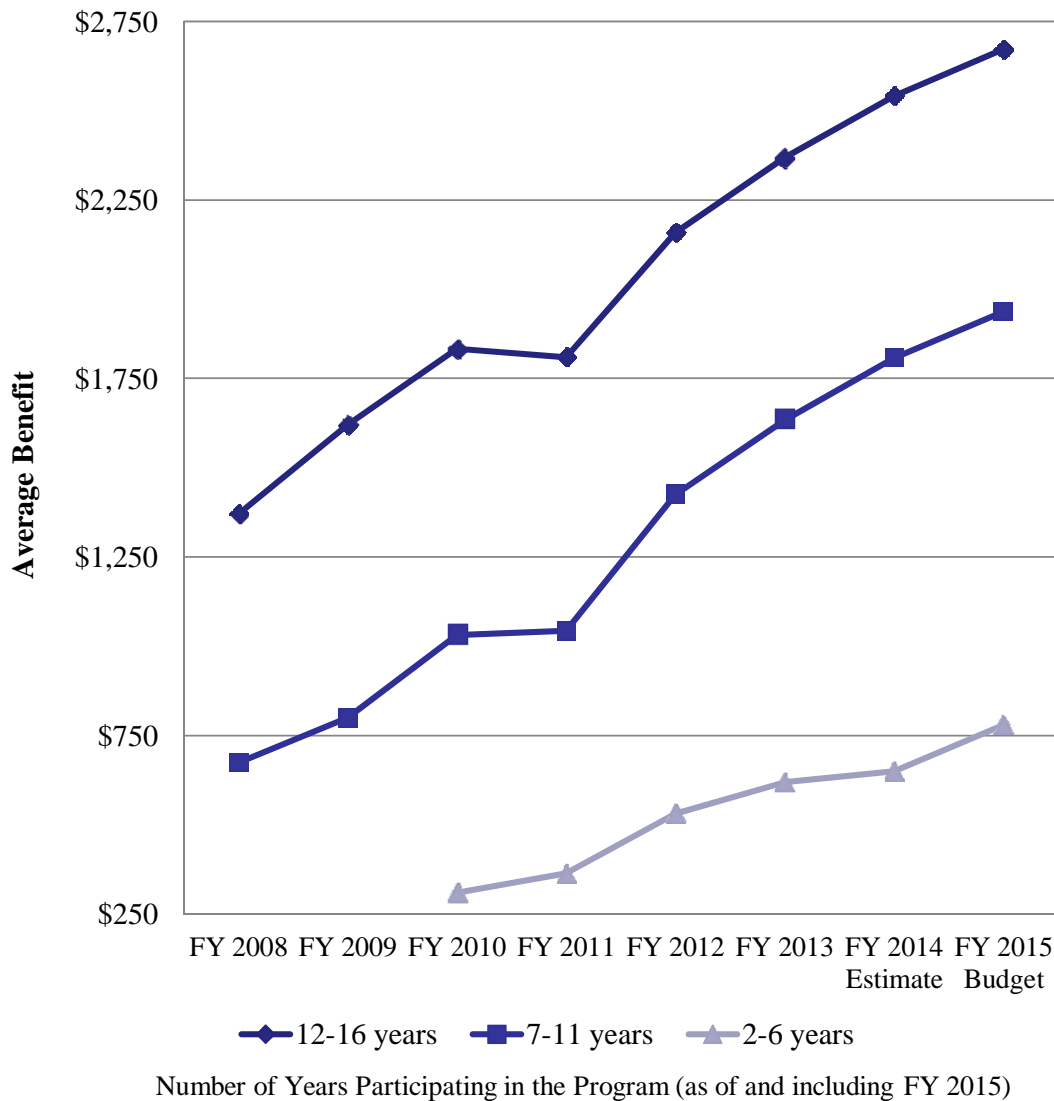
	<b>FY 2014 Adjusted Approp.</b>	<b>FY 2015 Budget</b>	<b>Change</b>
Homestead Benefit Program	\$ 400.5	\$ 395.2	\$ (5.3) *
Property Tax Deduction Act	517.3	542.5	25.2
Senior and Disabled Citizens' Property Tax Freeze	214.2	203.1	(11.1) *
Veterans' Property Tax Deductions	59.2	56.3	(2.9) *
Senior and Disabled Citizens' Property Tax Deductions	14.8	13.2	(1.6) *
<b>Total Property Taxpayer Relief Programs</b>	<b><u>\$ 1,206.0</u></b>	<b><u>\$ 1,210.3</u></b>	<b><u>\$ 4.3</u></b>

\* FY 2015 continues these programs unaltered. The change amounts reflect reductions in forecasted costs.



## Christie Administration Continues to Provide Property Tax Freeze for Seniors and Citizens with Disabilities

### FY 2015 Benefits Grow for over 152,000 Participants



The FY 2015 Budget also allows an expected 32,500 new participants to claim their first year of benefits, estimated at \$165 on average.

# Higher Education

(In Thousands)

	FY 2014		FY 2015	
	Adjusted Approp.	Budget	Change \$	%
<b>Senior Public Institutions</b> <sup>(a)</sup>				
Rutgers University	\$ 757,162	\$ 786,877	29,715	3.9
NJIT	70,425	72,828	2,403	3.4
Thomas Edison State College	10,666	11,244	578	5.4
Rowan University	137,468	141,937	4,469	3.3
New Jersey City University	53,152	55,277	2,125	4.0
Kean University	63,847	66,475	2,628	4.1
William Paterson University	66,978	69,889	2,911	4.3
Montclair State University	82,310	85,853	3,543	4.3
College of New Jersey	58,404	60,708	2,304	3.9
Ramapo College of New Jersey	34,220	35,792	1,572	4.6
Richard Stockton College of New Jersey	44,494	46,971	2,477	5.6
<b>Total Senior Colleges and Universities</b>	<b>\$ 1,379,126</b>	<b>\$ 1,433,851</b>	<b>54,725</b>	<b>4.0</b>
University Hospital	98,910	129,858	30,948	31.3
<b>Total Senior Public Institutions</b>	<b>\$ 1,478,036</b>	<b>\$ 1,563,709</b>	<b>85,673</b>	<b>5.8</b>
<b>County Colleges</b> <sup>(a) (b)</sup>	\$ 181,729	\$ 183,189	1,460	0.8
Chapter 12 Debt Service	35,599	40,051	4,452	12.5
<b>Total County Colleges</b>	<b>\$ 217,328</b>	<b>\$ 223,240</b>	<b>5,912</b>	<b>2.7</b>
<b>Total Independent Colleges and Universities</b>	<b>\$ 1,000</b>	<b>\$ 1,000</b>	-	-
<b>Student Financial Assistance</b>				
Tuition Aid Grants	\$ 341,161	\$ 355,161	14,000	4.1
Part-Time Tuition Aid Grants for County Colleges	11,236	9,782	(1,454)	(12.9)
NJSTARS I & II	10,629	8,535 <sup>(c)</sup>	(2,094)	(19.7)
EOF Grants and Scholarships	38,822	38,822	-	-
Governor's Urban Scholarship Program	1,000	700	(300)	(30.0)
Other Student Aid Programs	2,260	2,260	-	-
<b>Total Student Financial Assistance</b>	<b>\$ 405,108</b>	<b>\$ 415,260</b>	<b>10,152</b>	<b>2.5</b>
<b>Other Programs</b>				
Debt Service	\$ 50,372	\$ 109,080	58,708	116.5
All other programs	4,801	4,801	-	-
<b>Total Other Programs</b>	<b>\$ 55,173</b>	<b>\$ 113,881</b>	<b>58,708</b>	<b>106.4</b>
<b>Grand Total Higher Education</b>	<b>\$ 2,156,645</b>	<b>\$ 2,317,090</b>	<b>160,445</b>	<b>7.4</b>

(a) Includes appropriations for both direct operating support and net fringe benefits.

(b) Includes funding from the Supplemental Workforce Fund for Basic Skills of \$18.8 million in FY 2014 and \$18.8 million in FY 2015.

(c) FY 2015 continues this program unaltered. The change amounts reflect reductions in forecasted costs.

## Hospital Funding State and Federal

(In Millions)

	<b>FY 2014 Adjusted Approp.</b>	<b>FY 2015 Budget</b>	<b>Change</b>
Charity Care	\$ 675.0	\$ 650.0	\$ (25.0)
Graduate Medical Education	100.0	100.0	-
Delivery System Reform Incentive Payments	166.6	166.6	-
Hospital Mental Health Offset Payments	24.7	24.7	-
University Hospital	18.8	43.8	25.0
<b>Total Hospital Funding</b>	<b>\$ 985.1</b>	<b>\$ 985.1</b>	<b>\$ -</b>



- Executive Order 8 – New Jersey Total Spending
- Summary of Appropriations – Major Increases and Decreases
- Recommended Appropriations Summaries (Tables 1-4)
- Debt Service Summary
- Summary of Estimated Revenues, Expenditures and Fund Balances
- State Revenues Summary
- Statements of Revenues and Expenditures (Schedules 1-4)
- Annual Tax Expenditure Report





**NEW JERSEY TOTAL SPENDING**  
**DEPARTMENTS, AUTHORITIES AND COLLEGES**

(thousands of dollars)

The following financial data is provided in accordance with the provisions of Executive Order 8, signed by Governor Christie on January 20, 2010. It reflects amounts, by fund source, that are represented in the fiscal 2015 Governor's budget. Separately, it also includes revenues that are uniquely available to State authorities and colleges and universities for which the State is financially accountable. The bottom line of this report shows the full value of services provided by State government and its associated entities.

<b>Summary by Fund</b>	<b>FY 2014</b>	<b>FY 2015</b>
<b>State, Federal and Dedicated</b>	<b>51,891,006</b>	<b>54,793,849</b>
State Appropriations	33,268,880	34,435,311
Federal Funds	11,826,906	13,447,513
All Other Funds (Dedicated)	4,685,244	4,917,764
Transportation Trust Fund	2,109,976	1,993,261
 <b>Special Revenue / Trust / Bonds / Proprietary Funds</b>	 <b>7,716,141</b>	 <b>8,048,432</b>
Special Revenue / Trust / Bond Funds	1,382,909	2,414,938
Proprietary Fund (Unemployment Insurance)	4,186,800	3,271,000
Proprietary Fund (Lottery)	2,146,432	2,362,494
 <b>Independent Authorities, Colleges and Universities</b>	 9,294,281	 9,147,121
 <b>Grand Total</b>	 <b>68,901,428</b>	 <b>71,989,402</b>

<b>Summary by Organization and Fund</b>	<b>FY 2014</b>	<b>FY 2015</b>
<b>Legislature</b>	<b>76,847</b>	<b>76,513</b>
State Appropriations	76,847	76,513
 <b>Chief Executive</b>	 <b>7,480</b>	 <b>7,480</b>
State Appropriations	6,705	6,705
All Other Funds (Dedicated)	775	775
 <b>Agriculture</b>	 <b>468,529</b>	 <b>507,788</b>
State Appropriations	19,682	19,682
Federal Funds	438,709	451,551
All Other Funds (Dedicated)	10,041	9,633
Special Revenue / Trust / Bond Funds	97	26,922
 <b>Banking and Insurance</b>	 <b>64,555</b>	 <b>64,515</b>
State Appropriations	64,013	64,013
All Other Funds (Dedicated)	480	440
Special Revenue / Trust / Bond Funds	62	62
 <b>Children and Families</b>	 <b>1,649,182</b>	 <b>1,650,970</b>
State Appropriations	1,090,639	1,093,369
Federal Funds	506,474	506,192
All Other Funds (Dedicated)	52,069	51,409

**NEW JERSEY TOTAL SPENDING**  
**DEPARTMENTS, AUTHORITIES AND COLLEGES**  
(thousands of dollars)

<b>Summary by Organization and Fund</b>	<b>FY 2014</b>	<b>FY 2015</b>
<b>Community Affairs</b>	<b>1,277,139</b>	<b>1,305,375</b>
State Appropriations	760,441	792,636
Federal Funds	429,224	422,545
All Other Funds (Dedicated)	83,169	79,259
Special Revenue / Trust / Bond Funds	4,305	10,935
<b>Corrections</b>	<b>1,129,630</b>	<b>1,113,971</b>
State Appropriations	1,090,508	1,079,926
Federal Funds	11,354	10,982
All Other Funds (Dedicated)	27,768	23,063
<b>Education</b>	<b>13,311,371</b>	<b>13,804,922</b>
State Appropriations	12,482,155	12,977,228
Federal Funds	815,792	815,792
All Other Funds (Dedicated)	13,424	11,902
<b>Environmental Protection</b>	<b>785,245</b>	<b>1,321,599</b>
State Appropriations	372,909	368,783
Federal Funds	202,762	411,068
All Other Funds (Dedicated)	93,342	135,343
Special Revenue / Trust / Bond Funds	116,232	406,405
<b>Health</b>	<b>1,878,006</b>	<b>1,802,983</b>
State Appropriations	371,280	339,256
Federal Funds	730,990	690,915
All Other Funds (Dedicated)	769,922	766,998
Special Revenue / Trust / Bond Funds	5,814	5,814
<b>Human Services</b>	<b>15,032,103</b>	<b>16,830,678</b>
State Appropriations	6,485,607	6,638,872
Federal Funds	7,757,386	9,218,459
All Other Funds (Dedicated)	776,808	970,966
Special Revenue / Trust / Bond Funds	12,302	2,381
<b>Labor and Workforce Development</b>	<b>5,726,388</b>	<b>4,838,565</b>
State Appropriations	160,317	165,857
Federal Funds	520,175	505,752
All Other Funds (Dedicated)	250,936	278,162
Proprietary Fund (Unemployment Insurance)	4,186,800	3,271,000
Special Revenue / Trust / Bond Funds	608,160	617,794



**NEW JERSEY TOTAL SPENDING**  
**DEPARTMENTS, AUTHORITIES AND COLLEGES**  
(thousands of dollars)

<b>Summary by Organization and Fund</b>	<b>FY 2014</b>	<b>FY 2015</b>
<b>Law and Public Safety</b>	<b>943,770</b>	<b>914,464</b>
State Appropriations	583,428	557,116
Federal Funds	141,539	136,670
All Other Funds (Dedicated)	194,942	196,868
Special Revenue / Trust / Bond Funds	23,861	23,810
<b>Military and Veterans' Affairs</b>	<b>191,580</b>	<b>194,444</b>
State Appropriations	95,754	95,504
Federal Funds	90,622	93,460
All Other Funds (Dedicated)	5,134	5,405
Special Revenue / Trust / Bond Funds	70	75
<b>State</b>	<b>1,295,867</b>	<b>1,855,620</b>
State Appropriations	1,252,629	1,260,781
Federal Funds	27,612	27,079
All Other Funds (Dedicated)	15,524	16,464
Special Revenue / Trust / Bond Funds	102	551,296
<b>Transportation</b>	<b>4,741,853</b>	<b>4,623,654</b>
State Appropriations	1,384,556	1,383,779
Federal Funds	19,800	19,800
Transportation Trust Fund	2,109,976	1,993,261
All Other Funds (Dedicated)	1,087,478	1,087,776
Special Revenue / Trust / Bond Funds	140,043	139,038
<b>Treasury</b>	<b>5,957,162</b>	<b>6,476,529</b>
State Appropriations	2,151,071	2,310,112
Federal Funds	11,671	11,620
All Other Funds (Dedicated)	1,176,127	1,161,897
Proprietary Fund (Lottery)	2,146,432	2,362,494
Special Revenue / Trust / Bond Funds	471,861	630,406
<b>Miscellaneous Commissions</b>	<b>776</b>	<b>776</b>
State Appropriations	776	776
<b>Interdepartmental Accounts</b>	<b>4,190,777</b>	<b>4,564,497</b>
State Appropriations	4,131,644	4,511,984
All Other Funds (Dedicated)	59,133	52,513
<b>The Judiciary</b>	<b>878,887</b>	<b>886,938</b>
State Appropriations	687,919	692,419
Federal Funds	122,796	125,628
All Other Funds (Dedicated)	68,172	68,891

**NEW JERSEY TOTAL SPENDING**  
**DEPARTMENTS, AUTHORITIES AND COLLEGES**  
(thousands of dollars)

<b>Summary by Organization and Fund</b>	<b>FY 2014</b>	<b>FY 2015</b>
<b>Independent Authorities (a)</b>	<b>5,223,265</b>	<b>5,072,598</b>
New Jersey Transit Corporation	1,654,020	1,780,011
New Jersey Turnpike Authority (b)	1,506,519	1,551,047
Higher Education Student Assistance Authority	936,862	818,792
New Jersey Housing and Mortgage Finance Agency (b)	299,971	434,906
Casino Reinvestment Development Authority (b)(c)	452,174	132,766
South Jersey Transportation Authority (b)	121,170	111,856
Environmental Infrastructure Trust	54,700	55,597
New Jersey Sports and Exposition Authority (b)	50,489	47,633
Economic Development Authority (b)	45,698	41,341
New Jersey Meadowlands Commission	40,703	39,048
New Jersey Water Supply Authority	25,882	26,668
South Jersey Port Corporation (b)	21,888	23,903
New Jersey Health Care Facilities Financing Authority (b)	8,183	3,921
New Jersey Educational Facilities Authority	3,191	3,221
New Jersey Redevelopment Authority (b)	1,388	1,388
New Jersey Schools Development Authority (b)	427	500
<b>Colleges and Universities (a)</b>	<b>4,071,016</b>	<b>4,074,523</b>
Rutgers, The State University	1,838,162	1,838,162
Montclair State University	302,411	308,742
New Jersey Institute of Technology	284,894	284,894
Rowan University	267,568	267,568
Rutgers, The State University - Newark	258,073	258,073
The College of New Jersey	174,422	171,715
Kean University	170,798	170,798
William Paterson University of New Jersey	154,974	155,710
The Richard Stockton College of New Jersey	154,920	154,920
Rutgers, The State University - Camden	135,300	135,300
Ramapo College of New Jersey	102,831	101,978
New Jersey City University	99,847	99,847
New Jersey Agricultural Experiment Station	63,566	63,566
Thomas Edison State College	63,250	63,250
<b>Grand Total</b>	<b>68,901,428</b>	<b>71,989,402</b>

**Notes:**

- (a) Revenues do not include State appropriations or bond proceeds.
- (b) Authority operates on a calendar year budget. In these instances, FY 2014 represents calendar-year ending 12/31/2013, and FY 2015 represents calendar-year ending 12/31/2014.
- (c) Revenues for the Casino Reinvestment Development Authority reflect the assumption of the Atlantic City Convention and Visitors Authority's assets and liabilities in calendar year 2013 pursuant to P.L.2011, c.18.

**SUMMARY OF APPROPRIATIONS  
MAJOR INCREASES AND DECREASES**

This table summarizes the major increases and decreases in the fiscal year 2015 budget and is organized by category.

Categories of recommended appropriations are defined as follows:

**State Operations** consists of programs and services operated directly by the State government. The largest single component is for the salary and benefits of State employees. This portion of the budget is subject to the spending limitations imposed by the Cap Law.

**Grants-in-Aid** appropriations are for programs and services provided to the public on behalf of the State by a third party provider, or grants made directly to individuals based on assorted program eligibility criteria. The Medicaid program, Tuition Aid Grant Program, Homestead Benefit Program, and funding for New Jersey Transit and State colleges and universities fall into this category.

**State Aid** consists of payments to or on behalf of counties, municipalities, and school districts to assist them in carrying out their local responsibilities. This category of expenditure includes school aid and municipal aid. It also includes funding for county colleges, local public assistance, and county psychiatric hospital costs.

**Capital Construction** represents pay-as-you-go allocations and debt service for construction and other infrastructure items.

**Debt Service** payments represent the interest and principal on capital projects funded through the sale of general obligation bonds.

**APPROPRIATIONS  
MAJOR INCREASES AND DECREASES  
(millions of dollars)**

	<u>Increases</u>	<u>Decreases</u>	<u>Net Change</u>
<b>State Operations</b>			
Pensions.....	\$ 177.216		
State Active and Retiree Employee Health Benefits.....	120.752		
Salary Increases - State Employees.....	92.843		
Debt Service.....	32.977		
Affordable Care Act Fees - State Health Benefits Program.....	12.807		
Department of Education Statewide Assessment Program.....	11.118		
Drug Court Treatment/Aftercare.....	4.500		
Cyber Security and Data Protection Plan.....	3.000		
Marie H. Katzenbach School for the Deaf.....	3.000		
Work First New Jersey Technology.....	2.693		
State Police 156th Recruit Class.....	2.524		
Information Technology Software/Hardware Maintenance.....	2.500		
<b>Subtotal - State Operations Increases.....</b>	<b><u>\$ 465.930</u></b>		
Winter Operations.....		\$ (85.300)	
Premium Based Employee Health Benefit Contribution - State Employees.....		(70.276)	
Institutional Savings from Community Service Expansion.....		(34.338)	
Torts and Self Insurance.....		(22.190)	
Super Storm Sandy - State Share.....		(20.000)	
Mid-State Correctional Facility Depopulation and Renovation.....		(10.058)	
State Police - Shift to Non-State Funds.....		(9.611)	

**APPROPRIATIONS**  
**MAJOR INCREASES AND DECREASES**  
(millions of dollars)

	<u>Increases</u>	<u>Decreases</u>	<u>Net Change</u>
Lottery Manager Efficiencies.....		(7.955)	
State Police Efficiencies.....		(6.951)	
NJ DNA Forensic Laboratory.....		(3.000)	
FY14 Federal Sequester Contingency.....		(3.000)	
Property Rentals.....		(2.187)	
Parole Violator Assessment and Treatment Program (RAC).....		(2.024)	
Department of Children and Families Efficiencies.....		(1.151)	
Employer Taxes.....		(0.920)	
Division of Gaming Enforcement.....		(0.475)	
Other (Net).....		(24.371)	
<b>Subtotal - State Operations Decreases.....</b>		<b><u>\$(303.807)</u></b>	
<b>Net Change (State Operations).....</b>			<b><u>\$ 162.123</u></b>
<b>Grants-In-Aid</b>			
Long Term Services and Supports/Nursing Homes.....	\$ 157.490		
Debt Service.....	53.072		
Pensions - Higher Education.....	50.792		
FY14/FY15 Developmental Disabilities Community Placements.....	48.984		
Affordable Care Act - Medicaid Health Insurance Providers Fee.....	39.151		
Active and Retiree Employee Health Benefits - Higher Education.....	36.893		
University Hospital.....	25.000		
Medical Assistance Health Care Trend.....	22.068		
Work First New Jersey Child Care Trend.....	14.500		
Tuition Aid Grants.....	12.546		
FY14/FY15 Mental Health Community Services.....	7.189		
Affordable Care Act Fees - Higher Education.....	5.426		
Innovation Fund.....	5.000		
Economic Redevelopment and Growth (ERG) Grants Trend.....	4.191		
Employer Taxes - Higher Education.....	4.126		
Department of Children and Families Trend.....	3.926		
Mental Health Community Care Involuntary Outpatient Commitment.....	1.350		
<b>Subtotal - Grants-In-Aid Increases.....</b>	<b><u>\$ 491.704</u></b>		
Disability Services Shift to Managed Long Term Services and Supports.....		\$ (55.306)	
Premium Based Employee Health Benefit Contribution - Higher Education.....		(35.199)	
New Jersey Sports Authority.....		(32.303)	
South Jersey Cancer Program - Camden.....		(18.383)	
Community Provider Contract Adjustments.....		(13.200)	
NJ Transit.....		(12.889)	
Senior and Disabled Citizens' Property Tax Freeze Trend.....		(11.100)	
Gubernatorial Election Fund.....		(10.799)	
Cancer Institute of New Jersey.....		(10.000)	
Pharmaceutical Assistance to the Aged and Disabled/Senior Gold Trends.....		(7.731)	
Mental Health Community Care.....		(6.941)	
Meadowlands Adjustment Payments Aid.....		(6.000)	
Homestead Benefit Program Trend.....		(5.300)	
Federally Qualified Health Center (FQHC) Wraparound Audit Recoveries.....		(3.500)	

**APPROPRIATIONS**  
**MAJOR INCREASES AND DECREASES**  
(millions of dollars)

	<u>Increases</u>	<u>Decreases</u>	<u>Net Change</u>
Health Care Subsidy Fund Trend.....		(3.386)	
NJ STARS/NJ STARS II Trend.....		(2.094)	
Comprehensive Waiver Federal Match Savings - Medication Assisted Treatment Initiative (MATI).....		(2.065)	
Newark Museum.....		(1.000)	
New Jersey After 3.....		(0.750)	
Governors' Urban Scholarship Program Trend.....		(0.300)	
Holocaust Survivor Assistance Program, New Jersey Association of Jewish Family Service Agencies.....		(0.200)	
Project S.A.R.A.H.....		(0.045)	
Other (Net).....		(0.003)	
<b>Subtotal - Grants-In-Aid Decreases.....</b>		<b><u>\$(238.494)</u></b>	
<b>Net Change (Grants-In-Aid).....</b>			<b><u>\$ 253.210</u></b>
<b>State Aid</b>			
Teachers' Pension and Annuity Fund.....	\$ 333.414		
Teachers' Post-Retirement Medical.....	81.938		
Local Employee Benefits.....	30.763		
Transitional Aid to Localities.....	26.986		
Debt Service.....	20.798		
Local School Districts' Teacher Social Security Payments Trend.....	15.096		
Per Pupil Growth Aid.....	13.460		
Partnership for Assessment of Readiness for College and Careers (PARCC).....	13.460		
School Aid Payment Changes.....	7.644		
Open Space Payments in Lieu of Taxes.....	5.909		
Consolidation Implementation.....	5.300		
School Choice Aid.....	4.881		
Preschool Education Aid.....	4.773		
Affordable Care Act Fees - Local Teacher Retirees.....	3.128		
Extraordinary Special Education Costs Aid.....	2.269		
Supplemental Security Income (SSI) Trend.....	2.153		
Essex County - County Jail Substance Abuse Programs.....	2.000		
Essex Crime Prevention.....	2.000		
School Formula Aid.....	1.794		
Nonpublic Aid.....	1.000		
Affordable Care Act Fees - County College Retirees.....	0.053		
<b>Subtotal - State Aid Increases.....</b>	<b><u>\$ 578.819</u></b>		
General Assistance Trend.....		\$ (27.184)	
Extended Polling Place Hours.....		(26.000)	
School Building Aid Reduced Costs.....		(11.378)	
Senior and Disabled Citizens' and Veterans' Property Tax Deduction Trend.....		(4.500)	
Charter School Aid.....		(4.000)	
Transportation Assistance for Senior Citizens and Disabled Residents.....		(2.079)	
Unknown District of Residence.....		(1.500)	
Bullying Prevention Fund.....		(1.000)	
<b>Subtotal - State Aid Decreases.....</b>		<b><u>\$(77.641)</u></b>	

**APPROPRIATIONS**  
**MAJOR INCREASES AND DECREASES**  
(millions of dollars)

	<u>Increases</u>	<u>Decreases</u>	<u>Net Change</u>
<i>Net Change (State Aid).....</i>			<u>\$ 501.178</u>
<b>Capital Construction</b>			
New Jersey Transportation Capital Plan.....	\$ 99.491		
New Jersey Building Authority.....	65.307		
<i>Subtotal - Capital Construction Increases.....</i>	<u>\$ 164.798</u>		
<i>Net Change (Capital Construction).....</i>			<u>\$ 164.798</u>
<b>Debt Service</b>			
General Obligation Bond Debt Service	\$ 90.622		
<i>Subtotal - Debt Service Increases.....</i>	<u>\$ 90.622</u>		
General Obligation Bond Cash Defeasance		\$ (5.500)	
<i>Subtotal - Debt Service Decreases.....</i>		<u>\$ (5.500)</u>	
<i>Net Change (Debt Service).....</i>			<u>\$ 85.122</u>
<b>GRAND TOTAL.....</b>	<u>\$ 1,791.873</u>	<u>\$ (625.442)</u>	<u>\$ 1,166.431</u>

**TABLE I**  
**SUMMARY OF FISCAL YEAR 2014-15 APPROPRIATION RECOMMENDATIONS**  
(thousands of dollars)

*Table I is a summary of appropriations of all State fund sources.  
It highlights the total and percent change in appropriations between fiscal years.*

	2014 Adjusted Approp.	2015 Recommended	----- Change ----- Dollar	Percent	
<b>GENERAL FUND AND PROPERTY TAX RELIEF FUND</b>					
State Aid and Grants	\$ 23,846,280	\$ 24,684,335	\$ 838,055	3.5	%
<b>State Operations</b>					
Executive Branch	\$ 3,649,135	\$ 3,503,569	\$ (145,566)	(4.0)	
Legislature	76,847	76,513	(334)	(0.4)	
Judiciary	687,919	692,419	4,500	0.7	
Interdepartmental	2,837,886	3,141,884	303,998	10.7	
<b>Total State Operations</b>	<b>\$ 7,251,787</b>	<b>\$ 7,414,385</b>	<b>\$ 162,598</b>	<b>2.2</b>	<b>%</b>
<b>Capital Construction</b>	<b>1,395,821</b>	<b>1,560,619</b>	<b>164,798</b>	<b>11.8</b>	
<b>Debt Service</b>	<b>319,710</b>	<b>404,832</b>	<b>85,122</b>	<b>26.6</b>	
<b>TOTAL GENERAL FUND AND PROPERTY TAX RELIEF FUND</b>	<b>\$ 32,813,598</b>	<b>\$ 34,064,171</b>	<b>\$ 1,250,573</b>	<b>3.8</b>	<b>%</b>
<b>CASINO CONTROL FUND</b>	<b>60,883</b>	<b>60,408</b>	<b>(475)</b>	<b>(0.8)</b>	
<b>CASINO REVENUE FUND</b>	<b>383,600</b>	<b>310,732</b>	<b>(72,868)</b>	<b>(19.0)</b>	
<b>GUBERNATORIAL ELECTIONS FUND</b>	<b>10,799</b>	<b>-</b>	<b>(10,799)</b>	<b>(100.0)</b>	
<b>GRAND TOTAL STATE APPROPRIATIONS</b>	<b>\$ 33,268,880</b>	<b>\$ 34,435,311</b>	<b>\$ 1,166,431</b>	<b>3.5</b>	<b>%</b>

**TABLE II**  
**SUMMARY OF FISCAL YEAR 2014-15 APPROPRIATION RECOMMENDATIONS**  
(thousands of dollars)

*Table II shows comprehensive prior year financial data, current year appropriations, and budget year recommendations by fund and major spending category.*

Year Ending June 30, 2013					Year Ending June 30, 2015		
Orig. & (S)Supple- mental	Reapp. & (R)Recpts.	Transfers & (E)Emer- gencies	Total Available	Expended	2014 Adjusted Approp.	Requested	Recom- mended
					<b>General Fund</b>		
6,770,948	527,223	67,622	7,365,793	7,000,637	7,251,787	7,414,385	7,414,385
8,986,427	589,018	-13,225	9,562,220	9,232,248	9,126,718	9,692,673	9,477,916
766,817	9,683	-1,694	774,806	761,813	999,024	510,510	498,199
1,261,116	157,902	9,073	1,428,091	1,272,593	1,395,821	1,560,619	1,560,619
410,615	---	19,996	430,611	430,611	319,710	404,832	404,832
<b>18,195,923</b>	<b>1,283,826</b>	<b>81,772</b>	<b>19,561,521</b>	<b>18,697,902</b>	<b>19,093,060</b>	<b>19,583,019</b>	<b>19,355,951</b>
					<b>Property Tax Relief Fund</b>		
13,187,342	---	-25,165	13,162,177	12,757,133	13,720,538	14,710,902	14,708,220
55,344	1,421	---	56,765	54,180	60,883	60,408	60,408
283,978	35,466	---	319,444	319,271	383,600	310,732	310,732
6,200	110	-480	5,830	1,821	10,799	---	---
<b>31,728,787</b>	<b>1,320,823</b>	<b>56,127</b>	<b>33,105,737</b>	<b>31,830,307</b>	<b>33,268,880</b>	<b>34,665,061</b>	<b>34,435,311</b>
					<b>GRAND TOTAL STATE APPROPRIATIONS</b>		

**TABLE III**  
**SUMMARY OF APPROPRIATIONS BY ORGANIZATION**  
(thousands of dollars)

Table III shows comprehensive prior year financial data, current year appropriations, and budget year recommendations by major spending category, governmental branch, and department.

Year Ending June 30, 2013					Year Ending June 30, 2015			
Orig. & (S)Supple- mental	Reapp. & (R)Recpts.	Transfers & (E)Emer- gencies	Total Available	Expended		2014 Adjusted Approp.	Requested	Recom- mended
<b><u>DIRECT STATE SERVICES</u></b>								
<b>Legislative Branch</b>								
11,700	5,134	---	16,834	12,485	Senate	11,700	11,700	11,700
18,217	3,520	---	21,737	17,512	General Assembly	18,217	18,217	18,217
31,034	1,003	800	32,837	32,013	Legislative Support Services	31,357	31,023	31,023
15,705	4,706	---	20,411	14,736	Legislative Commission	15,573	15,573	15,573
<b>76,656</b>	<b>14,363</b>	<b>800</b>	<b>91,819</b>	<b>76,746</b>	<b>Total Legislative Branch</b>	<b>76,847</b>	<b>76,513</b>	<b>76,513</b>
<b>Executive Branch</b>								
6,013	6	669	6,688	6,651	Chief Executive	6,705	6,705	6,705
7,285	3,097	87	10,469	10,154	Department of Agriculture	7,241	7,241	7,241
63,450	801	---	64,251	56,944	Department of Banking and Insurance	64,013	64,013	64,013
271,238	---	7,827	279,065	279,007	Department of Children and Families	278,146	276,995	276,995
38,457	21,412	-4,854	55,015	49,328	Department of Community Affairs	39,061	39,061	39,061
955,589	5,727	6,707	968,023	957,049	Department of Corrections	965,167	952,585	952,585
73,596	3,366	843	77,805	76,157	Department of Education	68,302	83,257	83,257
208,004	63,702	6,604	278,310	263,483	Department of Environmental Protection	231,369	214,051	214,051
44,148	17,060	2,292	63,500	58,224	Department of Health	45,930	45,675	45,675
619,133	36,316	62,248	717,697	690,154	Department of Human Services	637,968	606,951	606,951
618,262	36,281	62,248	716,791	689,330	(From General Fund)	637,097	606,080	606,080
871	35	---	906	824	(From Casino Revenue Fund)	871	871	871
92,206	53,904	20	146,130	134,087	Department of Labor and Workforce Development	93,365	93,365	93,365
545,180	189,019	7,817	742,016	619,244	Department of Law and Public Safety	555,265	537,752	537,752
498,334	188,606	7,817	694,757	572,888	(From General Fund)	502,495	485,457	485,457
46,754	413	---	47,167	46,264	(From Casino Control Fund)	52,678	52,203	52,203
92	---	---	92	92	(From Casino Revenue Fund)	92	92	92
92,740	6,082	989	99,811	96,547	Department of Military and Veterans' Affairs	93,130	92,880	92,880
28,247	2,327	366	30,940	28,253	Department of State	28,328	28,328	28,328
83,756	12,930	5,153	101,839	30,431	Department of Transportation	130,488	45,188	45,188
453,127	34,697	6,537	494,361	474,453	Department of the Treasury	465,727	470,117	470,117
444,537	33,689	6,537	484,763	466,537	(From General Fund)	457,522	461,912	461,912
8,590	1,008	---	9,598	7,916	(From Casino Control Fund)	8,205	8,205	8,205
976	3	---	979	973	Miscellaneous Commissions	776	776	776
<b>3,583,145</b>	<b>450,449</b>	<b>103,305</b>	<b>4,136,899</b>	<b>3,831,139</b>	<b>Total Executive Branch</b>	<b>3,710,981</b>	<b>3,564,940</b>	<b>3,564,940</b>
3,526,838	448,993	103,305	4,079,136	3,776,043	(From General Fund)	3,649,135	3,503,569	3,503,569
55,344	1,421	---	56,765	54,180	(From Casino Control Fund)	60,883	60,408	60,408
963	35	---	998	916	(From Casino Revenue Fund)	963	963	963
<b>Interdepartmental Accounts</b>								
141,371	779	13,940	156,090	150,404	Property Rentals	140,993	152,305	152,305
140,302	10,967	---	151,269	150,745	Insurance and Other Services	148,557	126,625	126,625
2,149,868	4	1,759	2,151,631	2,145,600	Employee Benefits	2,480,605	2,728,168	2,728,168
35,362	750	-635	35,477	27,950	Other Interdepartmental Accounts	39,317	12,925	12,925
15,074	21,057	-19,768	16,363	10,411	Salary Increases and Other Benefits	16,865	109,708	109,708
12,496	71	-500	12,067	10,834	Utilities and Other Services	11,549	12,153	12,153
<b>2,494,473</b>	<b>33,628</b>	<b>-5,204</b>	<b>2,522,897</b>	<b>2,495,944</b>	<b>Total Interdepartmental Accounts</b>	<b>2,837,886</b>	<b>3,141,884</b>	<b>3,141,884</b>



Year Ending June 30, 2013					Year Ending June 30, 2015			
Orig. & (S) Supplemental	Reapp. & (R) Recpts.	Transfers & (E) Emergencies	Total Available	Expended		2014 Adjusted Approp.	Requested	Recommended
<b><u>DIRECT STATE SERVICES</u></b>								
<b>Judicial Branch</b>								
672,981	30,239	-31,279	671,941	651,904	The Judiciary	687,919	692,419	692,419
<b>672,981</b>	<b>30,239</b>	<b>-31,279</b>	<b>671,941</b>	<b>651,904</b>	<b>Total Judicial Branch</b>	<b>687,919</b>	<b>692,419</b>	<b>692,419</b>
<b>6,827,255</b>	<b>528,679</b>	<b>67,622</b>	<b>7,423,556</b>	<b>7,055,733</b>	<b>Total Direct State Services</b>	<b>7,313,633</b>	<b>7,475,756</b>	<b>7,475,756</b>
6,770,948	527,223	67,622	7,365,793	7,000,637	(From General Fund)	7,251,787	7,414,385	7,414,385
55,344	1,421	---	56,765	54,180	(From Casino Control Fund)	60,883	60,408	60,408
963	35	---	998	916	(From Casino Revenue Fund)	963	963	963
<b><u>GRANTS-IN-AID</u></b>								
<b>Executive Branch</b>								
6,818	561	400	7,779	7,384	Department of Agriculture	6,818	6,818	6,818
802,944	270	-18,970	784,244	777,094	Department of Children and Families	812,493	816,374	816,374
35,485	2,417	4,855	42,757	41,417	Department of Community Affairs	41,640	35,640	35,640
101,741	132	64	101,937	101,386	Department of Corrections	104,841	104,841	104,841
2,400	---	---	2,400	2,400	Department of Education	3,400	7,650	7,650
16,685	78,537	-905	94,317	10,203	Department of Environmental Protection	20,267	20,267	20,267
290,651	7,300	43	297,994	296,157	Department of Health	325,350	293,581	293,581
290,122	7,300	43	297,465	295,629	(From General Fund)	324,821	293,052	293,052
529	---	---	529	528	(From Casino Revenue Fund)	529	529	529
5,347,140	515,592	1,656	5,864,388	5,697,288	Department of Human Services	5,346,495	5,555,808	5,555,808
5,091,482	480,161	1,656	5,573,299	5,406,289	(From General Fund)	4,986,926	5,267,028	5,267,028
255,658	35,431	---	291,089	290,999	(From Casino Revenue Fund)	359,569	288,780	288,780
66,952	1	1,022	67,975	67,975	Department of Labor and Workforce Development	66,952	72,492	72,492
64,756	1	1,022	65,779	65,779	(From General Fund)	64,756	70,296	70,296
2,196	---	---	2,196	2,196	(From Casino Revenue Fund)	2,196	2,196	2,196
22,448	110	-515	22,043	16,117	Department of Law and Public Safety	28,163	17,364	17,364
16,248	---	-35	16,213	14,296	(From General Fund)	17,364	17,364	17,364
6,200	110	-480	5,830	1,821	(From Gubernatorial Elections Fund)	10,799	---	---
2,674	827	-984	2,517	2,382	Department of Military and Veterans' Affairs	2,624	2,624	2,624
1,129,436	8,055	-311	1,137,180	1,131,120	Department of State	1,183,296	1,427,805	1,217,448
68,173	1,109	1	69,283	34,000	Department of Transportation	73,173	60,284	60,284
919,229	9,646	---	928,875	512,634	Department of the Treasury	949,573	1,000,469	996,069
299,229	9,646	---	308,875	287,997	(From General Fund)	334,873	402,169	397,769
620,000	---	---	620,000	224,637	(From Property Tax Relief Fund)	614,700	598,300	598,300
<b>8,812,776</b>	<b>624,557</b>	<b>-13,644</b>	<b>9,423,689</b>	<b>8,697,557</b>	<b>Total Executive Branch</b>	<b>8,965,085</b>	<b>9,422,017</b>	<b>9,207,260</b>
7,928,193	589,016	-13,164	8,504,045	8,177,376	(From General Fund)	7,977,292	8,532,212	8,317,455
620,000	---	---	620,000	224,637	(From Property Tax Relief Fund)	614,700	598,300	598,300
258,383	35,431	---	293,814	293,723	(From Casino Revenue Fund)	362,294	291,505	291,505
6,200	110	-480	5,830	1,821	(From Gubernatorial Elections Fund)	10,799	---	---
<b>Interdepartmental Accounts</b>								
877,179	1	-61	877,119	874,009	Employee Benefits	955,880	1,018,487	1,018,487
---	1	---	1	1	Other Interdepartmental Accounts	13,200	---	---
181,055	---	---	181,055	180,862	Aid to Independent Authorities	180,346	141,974	141,974
<b>1,058,234</b>	<b>2</b>	<b>-61</b>	<b>1,058,175</b>	<b>1,054,872</b>	<b>Total Interdepartmental Accounts</b>	<b>1,149,426</b>	<b>1,160,461</b>	<b>1,160,461</b>
<b>9,871,010</b>	<b>624,559</b>	<b>-13,705</b>	<b>10,481,864</b>	<b>9,752,429</b>	<b>Total Grants-in-Aid</b>	<b>10,114,511</b>	<b>10,582,478</b>	<b>10,367,721</b>
8,986,427	589,018	-13,225	9,562,220	9,232,248	(From General Fund)	9,126,718	9,692,673	9,477,916
620,000	---	---	620,000	224,637	(From Property Tax Relief Fund)	614,700	598,300	598,300
258,383	35,431	---	293,814	293,723	(From Casino Revenue Fund)	362,294	291,505	291,505
6,200	110	-480	5,830	1,821	(From Gubernatorial Elections Fund)	10,799	---	---

Year Ending June 30, 2013					Year Ending June 30, 2015			
Orig. & (S) Supplemental	Reapp. & (R) Recpts.	Transfers & (E) Emergencies	Total Available	Expended		2014 Adjusted Approp.	Requested	Recommended
<b>STATE AID</b>								
<b>Executive Branch</b>								
5,616	---	---	5,616	5,615	Department of Agriculture	5,623	5,623	5,623
668,490	250	-297,900	370,840	370,469	Department of Community Affairs	679,740	717,935	717,935
11,810	250	---	12,060	11,694	(From General Fund)	103,314	1,600	1,600
656,680	---	-297,900	358,780	358,775	(From Property Tax Relief Fund)	576,426	716,335	716,335
20,500	---	---	20,500	19,614	Department of Corrections	20,500	22,500	22,500
20,500	---	---	20,500	19,614	(From General Fund)	20,500	---	---
---	---	---	---	---	(From Property Tax Relief Fund)	---	22,500	22,500
11,691,439	70	-25,482	11,666,027	11,659,576	Department of Education	12,410,453	12,886,321	12,886,321
148,811	70	-316	148,565	148,493	(From General Fund)	181,360	143,720	143,720
11,542,628	---	-25,166	11,517,462	11,511,083	(From Property Tax Relief Fund)	12,229,093	12,742,601	12,742,601
7,105	147	748	8,000	7,658	Department of Environmental Protection	8,830	8,830	8,830
7,105	147	748	8,000	7,658	(From General Fund)	8,830	6,130	6,130
---	---	---	---	---	(From Property Tax Relief Fund)	---	2,700	2,700
519,912	683	-2,033	518,562	513,872	Department of Human Services	501,144	476,113	476,113
367,102	683	-2,033	365,752	361,062	(From General Fund)	370,979	291,547	291,547
152,810	---	---	152,810	152,810	(From Property Tax Relief Fund)	130,165	184,566	184,566
---	6,914	-1,062	5,852	2,739	Department of Law and Public Safety	---	2,000	2,000
---	6,914	-1,062	5,852	2,739	(From General Fund)	---	---	---
---	---	---	---	---	(From Property Tax Relief Fund)	---	2,000	2,000
15,005	309	---	15,314	15,005	Department of State	41,005	25,316	15,005
24,632	---	---	24,632	24,632	Department of Transportation	20,343	18,264	18,264
24,632	---	---	24,632	24,632	(From Casino Revenue Fund)	20,343	18,264	18,264
406,092	1,310	298,870	706,272	699,761	Department of the Treasury	437,567	478,474	473,792
190,868	1,310	969	193,147	189,933	(From General Fund)	267,413	36,574	34,574
215,224	---	297,901	513,125	509,828	(From Property Tax Relief Fund)	170,154	441,900	439,218
<b>13,358,791</b>	<b>9,683</b>	<b>-26,859</b>	<b>13,341,615</b>	<b>13,318,941</b>	<b>Total Executive Branch</b>	<b>14,125,205</b>	<b>14,641,376</b>	<b>14,626,383</b>
766,817	9,683	-1,694	774,806	761,813	(From General Fund)	999,024	510,510	498,199
12,567,342	---	-25,165	12,542,177	12,532,496	(From Property Tax Relief Fund)	13,105,838	14,112,602	14,109,920
24,632	---	---	24,632	24,632	(From Casino Revenue Fund)	20,343	18,264	18,264
<b>13,358,791</b>	<b>9,683</b>	<b>-26,859</b>	<b>13,341,615</b>	<b>13,318,941</b>	<b>Total State Aid</b>	<b>14,125,205</b>	<b>14,641,376</b>	<b>14,626,383</b>
766,817	9,683	-1,694	774,806	761,813	(From General Fund)	999,024	510,510	498,199
12,567,342	---	-25,165	12,542,177	12,532,496	(From Property Tax Relief Fund)	13,105,838	14,112,602	14,109,920
24,632	---	---	24,632	24,632	(From Casino Revenue Fund)	20,343	18,264	18,264
<b>CAPITAL CONSTRUCTION</b>								
<b>Legislative Branch</b>								
---	2,336	-800	1,536	---	Legislative Support Services	---	---	---
---	<b>2,336</b>	<b>-800</b>	<b>1,536</b>	---	<b>Total Legislative Branch</b>	<b>---</b>	<b>---</b>	<b>---</b>
<b>Executive Branch</b>								
---	12,507	2,047	14,554	4,343	Department of Corrections	---	---	---
---	2,600	500	3,100	609	Department of Education	---	---	---
85,801	98,558	-5,867	178,492	80,449	Department of Environmental Protection	90,937	90,937	90,937
---	4,564	5,900	10,464	6,834	Department of Human Services	---	---	---
---	2,194	800	2,994	1,461	Department of Law and Public Safety	---	---	---
---	29	---	29	---	Department of Military and Veterans' Affairs	---	---	---
984,006	---	---	984,006	970,857	Department of Transportation	1,160,552	1,260,043	1,260,043
---	3,870	---	3,870	2,998	Department of the Treasury	---	---	---
<b>1,069,807</b>	<b>124,322</b>	<b>3,380</b>	<b>1,197,509</b>	<b>1,067,551</b>	<b>Total Executive Branch</b>	<b>1,251,489</b>	<b>1,350,980</b>	<b>1,350,980</b>

Year Ending June 30, 2013					Year Ending June 30, 2015			
Orig. & (S) Supplemental	Reapp. & (R) Recpts.	Transfers & (E) Emergencies	Total Available	Expended		2014 Adjusted Approp.	Requested	Recommended
					<b>CAPITAL CONSTRUCTION</b>			
					<b>Interdepartmental Accounts</b>			
191,309	31,244	6,493	229,046	205,042	Capital Projects - Statewide	144,332	209,639	209,639
<b>191,309</b>	<b>31,244</b>	<b>6,493</b>	<b>229,046</b>	<b>205,042</b>	<b>Total Interdepartmental Accounts</b>	<b>144,332</b>	<b>209,639</b>	<b>209,639</b>
<b>1,261,116</b>	<b>157,902</b>	<b>9,073</b>	<b>1,428,091</b>	<b>1,272,593</b>	<b>Total Capital Construction</b>	<b>1,395,821</b>	<b>1,560,619</b>	<b>1,560,619</b>
					<b>DEBT SERVICE</b>			
					<b>Executive Branch</b>			
19,326	---	-476	18,850	18,850	Department of Environmental Protection	21,506	34,698	34,698
391,289	---	20,472	411,761	411,761	Department of the Treasury	298,204	370,134	370,134
<b>410,615</b>	<b>---</b>	<b>19,996</b>	<b>430,611</b>	<b>430,611</b>	<b>Total Executive Branch</b>	<b>319,710</b>	<b>404,832</b>	<b>404,832</b>
<b>410,615</b>	<b>---</b>	<b>19,996</b>	<b>430,611</b>	<b>430,611</b>	<b>Total Debt Service</b>	<b>319,710</b>	<b>404,832</b>	<b>404,832</b>
<b>31,728,787</b>	<b>1,320,823</b>	<b>56,127</b>	<b>33,105,737</b>	<b>31,830,307</b>	<b>GRAND TOTAL-STATE APPROPRIATIONS</b>	<b>33,268,880</b>	<b>34,665,061</b>	<b>34,435,311</b>
18,195,923	1,283,826	81,772	19,561,521	18,697,902	(From General Fund)	19,093,060	19,583,019	19,355,951
55,344	1,421	---	56,765	54,180	(From Casino Control Fund)	60,883	60,408	60,408
13,187,342	---	-25,165	13,162,177	12,757,133	(From Property Tax Relief Fund)	13,720,538	14,710,902	14,708,220
283,978	35,466	---	319,444	319,271	(From Casino Revenue Fund)	383,600	310,732	310,732
6,200	110	-480	5,830	1,821	(From Gubernatorial Elections Fund)	10,799	---	---

**TABLE IV**  
**SUMMARY OF APPROPRIATIONS BY CATEGORY OR PURPOSE**  
(thousands of dollars)

*Table IV shows prior year expenditures, current year appropriations, and budget year request & recommendations by Category or Purpose within fund and major spending category.*

	2013 Expenditures	2014 Adjusted Appropriation	2015 Requested	2015 Recom- mended
<b>General Fund--</b>				
Direct State Services--				
Personal Services .....	3,403,800	3,338,100	3,353,375	3,353,375
Materials and Supplies .....	175,105	181,667	178,346	178,346
Services Other Than Personal .....	523,117	458,939	446,137	446,137
Maintenance and Fixed Charges .....	235,873	312,990	240,608	240,608
Improvements and Equipment .....	42,419	26,813	45,710	45,710
Employee Pension and Health Benefits .....	2,145,600	2,480,605	2,728,168	2,728,168
Special Purpose .....	474,723	452,673	422,041	422,041
<i>Total Direct State Services</i> .....	<u>7,000,637</u>	<u>7,251,787</u>	<u>7,414,385</u>	<u>7,414,385</u>
Grants-in-Aid--				
Employee Pension and Health Benefits .....	874,009	955,880	1,018,487	1,018,487
Rutgers, The State University .....	262,760	409,243	484,234	409,243
University of Medicine and Dentistry of New Jersey .....	164,303	---	---	---
New Jersey Institute of Technology .....	37,696	37,696	44,237	37,696
State Colleges and Universities .....	252,174	287,883	416,708	287,883
Other Higher Education Programs .....	26,240	52,172	110,880	110,880
Student Aid-Scholarships and Grants .....	391,030	405,119	415,271	415,271
Support of Independent Higher Education Institutions .....	1,237	2,237	6,637	2,237
Correctional Programs .....	101,386	104,841	104,841	104,841
Support of the Arts .....	16,292	17,500	16,500	16,500
Transit Subsidy .....	34,000	73,173	60,284	60,284
Welfare Support Programs .....	161,473	185,248	199,748	199,748
Medicaid .....	4,236,204	3,947,446	4,161,701	4,161,701
Pharmaceutical Assistance Programs .....	23,250	39,630	31,899	31,899
Children and Families .....	777,094	812,493	816,374	816,374
Services for Individuals with Developmental Disabilities .....	566,082	383,370	443,173	443,173
Community Mental Health and Addiction Services .....	401,535	406,714	406,189	406,189
AIDS Programs .....	20,982	21,651	21,651	21,651
Other Health and Human Services Programs .....	320,143	355,439	323,470	323,470
Economic Development .....	182,973	203,524	207,712	207,712
Other Grants-In-Aid .....	381,385	425,459	402,677	402,677
<i>Total Grants-in-Aid</i> .....	<u>9,232,248</u>	<u>9,126,718</u>	<u>9,692,673</u>	<u>9,477,916</u>
State Aid--				
Aid to County Colleges .....	156,330	162,929	---	---
Educational .....	148,493	181,360	145,720	143,720
Cash Assistance and County Welfare Administration .....	353,910	363,827	286,893	286,893
Health and Human Services .....	7,152	7,152	4,654	4,654
Aid to Counties and Municipalities .....	41,152	234,339	40,178	29,867
Other State Aid .....	54,776	49,417	33,065	33,065
<i>Total State Aid</i> .....	<u>761,813</u>	<u>999,024</u>	<u>510,510</u>	<u>498,199</u>

	<b>2013 Expenditures</b>	<b>2014 Adjusted Appropriation</b>	<b>2015 Requested</b>	<b>2015 Recom- mended</b>
<b>Capital Construction--</b>				
Transportation Trust Fund .....	970,857	1,160,552	1,260,043	1,260,043
Environmental .....	24,388	31,500	31,500	31,500
Educational .....	609	---	---	---
Institutional .....	11,177	---	---	---
Constitutionally Dedicated Projects .....	135,906	157,153	157,153	157,153
All Other .....	129,656	46,616	111,923	111,923
<b>Total Capital Construction .....</b>	<b>1,272,593</b>	<b>1,395,821</b>	<b>1,560,619</b>	<b>1,560,619</b>
<b>Debt Service--</b>				
Principal .....	330,877	230,843	297,591	297,591
Interest .....	99,734	88,867	107,241	107,241
<b>Total Debt Service .....</b>	<b>430,611</b>	<b>319,710</b>	<b>404,832</b>	<b>404,832</b>
<b>Total General Fund .....</b>	<b>18,697,902</b>	<b>19,093,060</b>	<b>19,583,019</b>	<b>19,355,951</b>
<b>Property Tax Relief Fund--</b>				
Aid to County Colleges .....	34,486	35,599	207,122	204,440
Health and Human Services .....	152,810	130,165	184,566	184,566
Educational .....	11,511,083	12,229,093	12,742,601	12,742,601
Direct Property Tax Relief .....	300,028	688,700	667,800	667,800
Aid to Counties and Municipalities .....	758,726	636,981	908,813	908,813
<b>Total Property Tax Relief Fund .....</b>	<b>12,757,133</b>	<b>13,720,538</b>	<b>14,710,902</b>	<b>14,708,220</b>
<b>Casino Control Fund--</b>				
Enforcement .....	46,264	52,678	52,203	52,203
Administration .....	7,916	8,205	8,205	8,205
<b>Total Casino Control Fund .....</b>	<b>54,180</b>	<b>60,883</b>	<b>60,408</b>	<b>60,408</b>
<b>Casino Revenue Fund--</b>				
Medicaid .....	116,502	54,352	---	---
Pharmaceutical Assistance Programs .....	98,469	50,000	50,000	50,000
Programs for Senior Citizens and Individuals with Disabilities .....	104,300	279,248	260,732	260,732
<b>Total Casino Revenue Fund .....</b>	<b>319,271</b>	<b>383,600</b>	<b>310,732</b>	<b>310,732</b>
<b>Gubernatorial Elections Fund--</b>				
Public Financing of Gubernatorial Elections .....	1,821	10,799	---	---
<b>Total Gubernatorial Elections Fund .....</b>	<b>1,821</b>	<b>10,799</b>	<b>---</b>	<b>---</b>
<b>GRAND TOTAL STATE APPROPRIATIONS .....</b>	<b>31,830,307</b>	<b>33,268,880</b>	<b>34,665,061</b>	<b>34,435,311</b>

**DEBT SERVICE**  
(thousands of dollars)

Year Ending June 30, 2013						Year Ending June 30, 2015		
Orig. & (S)Supple- mental	Reapp. & (R)Recpts.	Transfers & (E)Emer- gencies	Total Available	Expended		2014 Adjusted Approp.	Requested	Recom- mended
101,860	---	-2,126	99,734	99,734	Interest on Bonds	88,867	107,241	107,241
308,755	---	22,122	330,877	330,877	Bond Redemption	230,843	297,591	297,591
<b>410,615</b>	<b>---</b>	<b>19,996</b>	<b>430,611</b>	<b>430,611</b>	<b>Total Appropriation</b>	<b>319,710</b>	<b>404,832</b>	<b>404,832</b>
128	---	---	128	128	Clean Waters Bonds (P.L. 1976, c. 92)	107	94	94
137	---	---	137	137	State Land Acquisition and Development Bonds (P.L. 1978, c. 118)	224	240	240
2	---	---	2	2	Energy Conservation Bonds (P.L. 1980, c. 68)	2	2	2
232	---	---	232	232	Natural Resources Bonds (P.L. 1980, c. 70)	1,832	1,831	1,831
209	---	---	209	209	Water Supply Bonds (P.L. 1981, c. 261)	417	1,197	1,197
388,990	---	20,472	409,462	409,462	Refunding Bonds (P.L. 1985, c. 74, as amended by (P.L. 1992, c. 182)	280,732	326,913	326,913
13	---	---	13	13	Pinelands Infrastructure Trust Bonds (P.L. 1985, c. 302)	26	76	76
---	---	---	---	---	Hazardous Discharge Bonds (P.L. 1986, c. 113)	---	90	90
352	---	---	352	352	Green Acres, Cultural Centers and Historic Preservation Bonds (P.L. 1987, c. 265)	244	411	411
42	---	---	42	42	Jobs, Education and Competitiveness Bonds (P.L. 1988, c. 78)	411	411	411
300	---	---	300	300	Stormwater Management and Combined Sewer Overflow Abatement Bonds (P.L. 1989, c. 181)	514	776	776
55	---	-20	35	35	New Jersey Open Space Preservation Bonds (P.L. 1989, c. 183)	90	220	220
48	---	---	48	48	Public Purpose Buildings and Community-Based Facilities Construction Bonds (P.L. 1989, c. 184)	471	467	467
486	---	-148	338	338	Green Acres, Clean Water, Farmland and Historic Preservation Bonds (P.L. 1992, c. 88)	885	1,364	1,364
385	---	---	385	385	Developmental Disabilities Waiting List Reduction and Human Services Facilities Construction Bonds (P.L. 1994, c. 108)	1,142	1,249	1,249
733	---	-308	425	425	Green Acres, Farmland and Historic Preservation and Blue Acres Bonds (P.L. 1995, c. 204)	2,157	2,266	2,266
3,802	---	---	3,802	3,802	Port of New Jersey Revitalization, Dredging Bonds (P.L. 1996, c. 70)	2,366	4,421	4,421
1,822	---	---	1,822	1,822	Statewide Transportation and Local Bridge Bond Act of 1999 (P.L. 1999, c. 181)	15,446	15,448	15,448
11,427	---	---	11,427	11,427	Dam, Lake, Stream, Water Resources, and Wastewater Treatment Project Bonds (P.L. 2003, c. 162)	9,740	11,596	11,596
1,452	---	---	1,452	1,452	Green Acres, Farmland, Blue Acres, and Historic Preservation Bonds (P.L. 2007, c. 119)	2,904	8,594	8,594
---	---	---	---	---	Green Acres, Water Supply and Floodplain Protection, and Farmland and Historic Preservation Bonds (P.L. 2009, c. 117)	---	1,522	1,522
---	---	---	---	---	Building our Future Bonds (P.L. 2012, c. 41)	---	894	894
---	---	---	---	---	Payments on Future Bond Sales	---	24,750	24,750
<b>410,615</b>	<b>---</b>	<b>19,996</b>	<b>430,611</b>	<b>430,611</b>	<b>Total Appropriation</b>	<b>319,710</b>	<b>404,832</b>	<b>404,832</b>

**SUMMARY**  
**ESTIMATED REVENUES, EXPENDITURES AND UNDESIGNATED FUND BALANCES**  
**BUDGETED STATE FUNDS**

(thousands of dollars)

	----- Fiscal Year Ending June 30 -----		
	2014 Estimated	2015 Estimated	Change
Beginning Balances July 1			
Undesignated Fund Balances			
General Fund	\$ 301,418	\$ 300,649	\$ (769)
Surplus Revenue Fund	---	---	---
Property Tax Relief Fund	8,582	---	(8,582)
Gubernatorial Elections Fund	---	---	---
Casino Control Fund	3,200	---	(3,200)
Casino Revenue Fund	---	---	---
<b>Total Undesignated Fund Balances</b>	<b>313,200</b>	<b>300,649</b>	<b>(12,551)</b>
State Revenues			
General Fund	18,638,383	19,367,380	728,997
Property Tax Relief Fund	13,608,800	14,708,220	1,099,420
Gubernatorial Elections Fund	700	700	---
Casino Control Fund	57,683	60,408	2,725
Casino Revenue Fund	256,755	310,732	53,977
<b>Total State Revenues</b>	<b>32,562,321</b>	<b>34,447,440</b>	<b>1,885,119</b>
Other Adjustments			
General Fund			
Balances lapsed	467,760	---	(467,760)
From/(To) Property Tax Relief Fund	123,092	---	(123,092)
From/(To) Gubernatorial Elections Fund	(10,099)	---	10,099
From/(To) Casino Revenue Fund	(126,845)	---	126,845
Property Tax Relief Fund			
Balances lapsed	226,248	---	(226,248)
From/(To) General Fund	(123,092)	---	123,092
Gubernatorial Elections Fund			
Balances lapsed	---	---	---
From/(To) General Fund	10,099	---	(10,099)
Casino Control Fund			
Balances lapsed	---	---	---
From/(To) General Fund	---	---	---
Casino Revenue Fund			
Balances lapsed	---	---	---
From/(To) General Fund	126,845	---	(126,845)
<b>Total Other Adjustments</b>	<b>694,008</b>	<b>---</b>	<b>(694,008)</b>
<b>Total Available</b>	<b>33,569,529</b>	<b>34,748,089</b>	<b>1,178,560</b>
Appropriations			
General Fund	19,093,060	19,355,951	262,891
Property Tax Relief Fund	13,720,538	14,708,220	987,682
Gubernatorial Elections Fund	10,799	---	(10,799)
Casino Control Fund	60,883	60,408	(475)
Casino Revenue Fund	383,600	310,732	(72,868)
<b>Total Appropriations</b>	<b>33,268,880</b>	<b>34,435,311</b>	<b>1,166,431</b>
Ending Balances June 30			
Undesignated Fund Balances			
General Fund	300,649	312,078	11,429
Surplus Revenue Fund	---	---	---
Property Tax Relief Fund	---	---	---
Gubernatorial Elections Fund	---	700	700
Casino Control Fund	---	---	---
Casino Revenue Fund	---	---	---
<b>Total Undesignated Fund Balances</b>	<b>\$ 300,649</b>	<b>\$ 312,778</b>	<b>\$ 12,129</b>

**STATE REVENUES**  
**FISCAL YEARS 2014 AND 2015 ESTIMATES**  
(thousands of dollars)

	FY 2014 Approp Act	FY 2014 Revised	FY 2014 Change	FY 2015 Estimate	FY 2014 to FY 2015 Change
<b>Major Taxes</b>					
Sales Tax.....	\$ 8,680,000	\$ 8,680,000	\$ ---	\$ 9,212,000	\$ 532,000
Sales Tax Dedication.....	(662,000)	(662,000)	---	(701,000)	(39,000)
Sales-Energy.....	230,000	213,000	(17,000)	225,000	12,000
Corporate Business.....	2,416,000	2,419,700	3,700	2,582,980	163,280
Corporation Business-Energy.....	45,000	23,000	(22,000)	35,000	12,000
Motor Fuels.....	547,000	536,000	(11,000)	541,000	5,000
Motor Vehicle Fees.....	437,100	438,500	1,400	444,365	5,865
Transfer Inheritance.....	715,000	715,000	---	757,900	42,900
Insurance Premium.....	608,000	612,000	4,000	650,000	38,000
Cigarette.....	237,000	221,407	(15,593)	180,751	(40,656)
Petroleum Products Gross Receipts.....	228,000	213,000	(15,000)	215,000	2,000
Public Utility Excise (Reform).....	14,000	14,000	---	14,000	---
Corporation Banks and Financial Institutions.....	202,000	197,000	(5,000)	210,000	13,000
Alcoholic Beverage Excise.....	118,500	108,000	(10,500)	110,000	2,000
Realty Transfer.....	297,000	287,000	(10,000)	325,000	38,000
Tobacco Products Wholesale Sales.....	21,400	21,700	300	56,700	35,000
<b>Total Major Taxes.....</b>	<b>14,134,000</b>	<b>14,037,307</b>	<b>(96,693)</b>	<b>14,858,696</b>	<b>821,389</b>
<b>Miscellaneous Taxes, Fees, Revenues</b>					
Assessment on Real Property Greater Than \$1 Million.....	112,000	108,000	(4,000)	120,000	12,000
Medicaid Uncompensated Care.....	404,065	402,272	(1,793)	442,958	40,686
Good Driver.....	75,800	76,800	1,000	77,000	200
Hotel/Motel Occupancy Tax.....	102,000	98,000	(4,000)	105,000	7,000
Public Utility GRFT.....	115,000	115,000	---	115,000	---
TEFA.....	---	---	---	---	---
Fringe Benefit Recoveries.....	733,156	727,133	(6,023)	744,247	17,114
Other Miscellaneous .....	1,239,519	1,238,030	(1,489)	1,404,180	166,150
<b>Total Miscellaneous Taxes, Fees, Revenues.....</b>	<b>2,781,540</b>	<b>2,765,235</b>	<b>(16,305)</b>	<b>3,008,385</b>	<b>243,150</b>
<b>Interfund Transfers</b>					
State Lottery Fund.....	1,020,000	993,000	(27,000)	1,036,850	43,850
Tobacco Settlement Fund.....	49,213	148,001	98,788	-	(148,001)
Other Funds.....	670,197	694,840	24,643	463,449	(231,391)
<b>Total Interfund Transfers.....</b>	<b>1,739,410</b>	<b>1,835,841</b>	<b>96,431</b>	<b>1,500,299</b>	<b>(335,542)</b>
<b>Total State Revenues General Fund.....</b>	<b>18,654,950</b>	<b>18,638,383</b>	<b>(16,567)</b>	<b>19,367,380</b>	<b>728,997</b>
<b>Property Tax Relief Fund</b>					
Gross Income Tax.....	13,039,000	12,927,800	(111,200)	13,988,220	1,060,420
Sales Tax Dedication.....	681,000	681,000	---	720,000	39,000
<b>Total Property Tax Relief Fund.....</b>	<b>13,720,000</b>	<b>13,608,800</b>	<b>(111,200)</b>	<b>14,708,220</b>	<b>1,099,420</b>
Casino Control Fund.....	53,799	57,683	3,884	60,408	2,725
Casino Revenue Fund.....	383,600	256,755	(126,845)	310,732	53,977
Gubernatorial Elections .....	700	700	---	700	---
<b>TOTAL STATE REVENUES.....</b>	<b>\$ 32,813,049</b>	<b>\$ 32,562,321</b>	<b>\$ (250,728)</b>	<b>\$ 34,447,440</b>	<b>\$ 1,885,119</b>



**SCHEDULE 1  
STATE REVENUES**  
(thousands of dollars)

	-----Fiscal Year Ending June 30-----		
	2013	2014	2015
	Actual	Estimated	Estimated
<b>Major Taxes:</b>			
Sales .....	8,434,791	8,893,000	9,437,000
Less: Sales Tax Dedication .....	(629,762)	(662,000)	(701,000)
Corporation Business .....	2,371,401	2,442,700	2,617,980
Transfer Inheritance .....	623,840	715,000	757,900
Insurance Premium .....	563,264	612,000	650,000
Motor Fuels .....	524,557	536,000	541,000
Motor Vehicle Fees .....	449,540	438,500	444,365
Realty Transfer .....	212,081	287,000	325,000
Petroleum Products Gross Receipts .....	206,481	213,000	215,000
Corporation Banks and Financial Institutions .....	164,216	197,000	210,000
Cigarette .....	246,863	221,407	180,751
Alcoholic Beverage Excise .....	103,066	108,000	110,000
Tobacco Products Wholesale Sales .....	21,699	21,700	56,700
Public Utility Excise (Reform) .....	15,432	14,000	14,000
<i>Total Major Taxes</i> .....	<u>13,307,469</u>	<u>14,037,307</u>	<u>14,858,696</u>
<b>Miscellaneous Taxes, Fees, and Revenues:</b>			
Executive Branch--			
Department of Agriculture:			
Animal Disease Control .....	184	---	---
Environmental Services .....	28	---	---
Fertilizer Inspection Fees .....	674	366	366
Garden State Farmland Preservation Fund .....	1,009	---	---
Milk Control Licenses and Fees .....	758	---	---
Miscellaneous Revenue .....	362	3	3
Subtotal, Department of Agriculture .....	<u>3,015</u>	<u>369</u>	<u>369</u>
Department of Banking and Insurance:			
Actuarial Services .....	64	58	64
Banking - Assessments .....	11,522	13,766	13,896
Banking - Licenses and Other Fees .....	1,762	1,922	2,150
Fraud Fines .....	990	1,100	1,100
HMO Covered Lives .....	985	770	450
Insurance - Examination Billings .....	2,008	2,500	2,500
Insurance - Licenses and Other Fees .....	41,220	41,312	41,363
Insurance - Special Purpose Assessment .....	33,688	41,685	41,555
Insurance Fraud Prevention .....	28,205	30,862	30,862
Public Adjusters Licensing .....	72	---	---
Real Estate Commission .....	9,989	4,490	10,000
Subtotal, Department of Banking and Insurance .....	<u>130,505</u>	<u>138,465</u>	<u>143,940</u>
Department of Children and Families:			
Child Care Licensing/Adoption Law .....	321	320	320
Contract Recoveries .....	21,617	18,500	18,500
Divorce Filing Fees .....	1,354	1,300	1,300
Marriage License/Civil Union Fees .....	1,121	1,150	1,150
Subtotal, Department of Children and Families .....	<u>24,413</u>	<u>21,270</u>	<u>21,270</u>
Department of Community Affairs:			
Affordable Housing and Neighborhood Preservation - Fair Housing .....	28,159	28,184	38,184
Boarding Home Fees .....	809	---	---
Construction Fees .....	18,474	16,102	16,102
Fire Safety .....	27,378	17,107	17,107
Housing Inspection Fees .....	12,407	10,341	10,341
Miscellaneous Revenue .....	119	---	---
NJ Meadowlands Commission .....	100	---	---
Planned Real Estate Development Fees .....	673	750	750
Truth In Renting .....	79	---	---
Subtotal, Department of Community Affairs .....	<u>88,198</u>	<u>72,484</u>	<u>82,484</u>
Department of Corrections:			
Miscellaneous Revenue .....	42	---	---

**SCHEDULE 1  
STATE REVENUES**  
(thousands of dollars)

	-----Fiscal Year Ending June 30-----		
	2013	2014	2015
	Actual	Estimated	Estimated
Department of Education:			
Audit Recoveries .....	1,374	500	500
Audit of Enrollments .....	956	1,300	1,300
Local School District Loan Recoveries - NJEDA .....	5,644	5,931	---
Nonpublic Schools Handicapped and Auxiliary Recoveries .....	15,553	5,789	5,000
Nonpublic Schools Textbook Recoveries .....	799	750	750
School Construction Inspection Fees .....	361	350	350
State Board of Examiners .....	5,864	4,663	4,663
Subtotal, Department of Education .....	30,551	19,283	12,563
Department of Environmental Protection:			
Air Pollution Fees - Minor Sources .....	6,350	6,300	9,300
Air Pollution Fees - Title V Operating Permits .....	4,644	4,650	6,250
Air Pollution Fines .....	2,940	2,700	2,700
Clean Water Enforcement Act .....	1,410	1,850	1,850
Coastal Area Facility Review Act .....	1,278	1,275	1,685
Endangered Species Tax Checkoff .....	175	158	158
Environmental Infrastructure Financing Program Administrative Fee .....	7,024	5,000	5,000
Excess Diversion .....	31	320	175
Freshwater Wetlands Fees .....	1,921	2,150	3,020
Freshwater Wetlands Fines .....	726	600	600
Garden State Green Acres Preservation Trust Fund .....	122	---	---
Hazardous Discharge Site Cleanup .....	13,173	---	---
Hazardous Waste Fees .....	3,163	3,130	3,115
Hazardous Waste Fines .....	427	450	450
Hunters' and Anglers' Licenses .....	13,151	11,983	11,983
Industrial Site Recovery Act .....	28	25	25
Laboratory Certification Fees .....	773	800	2,800
Laboratory Certification Fines .....	21	50	50
Lake Restoration Fund .....	338	---	---
Marina Rentals .....	1,191	885	885
Marine Lands - Preparation and Filing Fees .....	2,859	145	145
Medical Waste .....	5,015	5,015	5,015
Miscellaneous Revenue .....	50	---	---
New Jersey Pollutant Discharge Elimination System/Stormwater Permits .....	18,409	17,800	16,700
New Jersey Spill Compensation Fund .....	8,585	---	---
Parks Management Fees and Permits .....	7,629	4,300	4,300
Parks Management Fines .....	74	74	74
Passaic River Settlement .....	---	---	147,500
Pesticide Control Fees .....	5,444	4,400	4,400
Pesticide Control Fines .....	24	40	40
Pollution Prevention Fund .....	407	---	---
Radiation Protection Fees .....	4,824	3,050	4,800
Radiation Protection Fines .....	174	150	150
Radon Testers Certification .....	227	225	225
Safe Drinking Water Fund .....	36	---	---
Shellfish and Marine Fisheries .....	5	5	5
Solid Waste - Utility Regulation Assessments .....	4,651	3,700	3,100
Solid Waste Fines .....	1,209	1,000	1,000
Solid Waste Management Fees .....	10,362	6,300	10,900
Solid and Hazardous Waste Disclosure .....	202	202	202
Stream Encroachment .....	2,673	2,675	3,345
Toxic Catastrophe Prevention Fees .....	1,650	1,600	1,600
Toxic Catastrophe Prevention Fines .....	107	100	100
Treatment Works Approval .....	1,259	1,200	1,200
Underground Storage Tanks Fees .....	659	650	650
Water Allocation .....	5,523	2,423	2,425
Water Supply Management Regulations .....	1,155	1,200	1,200
Water/Wastewater Operators Licenses .....	437	210	210
Waterfront Development Fees .....	2,154	2,500	3,244
Waterfront Development Fines .....	34	35	35
Well Permits/Well Drillers/Pump Installers Licenses .....	1,829	1,100	1,100
Wetlands .....	32	100	62
Worker Community Right to Know - Fees .....	500	---	---
Worker Community Right to Know - Fines .....	19	15	15
Subtotal, Department of Environmental Protection .....	147,103	102,540	263,788

**SCHEDULE 1  
STATE REVENUES**  
(thousands of dollars)

	-----Fiscal Year Ending June 30-----		
	2013	2014	2015
	Actual	Estimated	Estimated
<b>Department of Health:</b>			
Admission Charge Hospital Assessment .....	6,000	6,000	6,000
Clinical Laboratory .....	1,572	---	---
Health Care Reform .....	1,200	1,200	1,200
Licenses, Fines, Permits, Penalties and Fees .....	12,520	2,540	2,540
Miscellaneous Revenue .....	3	150	150
<b>Subtotal, Department of Health .....</b>	<b>21,295</b>	<b>9,890</b>	<b>9,890</b>
<b>Department of Human Services:</b>			
Commission for the Blind .....	252	---	---
Early Periodic Screening, Diagnosis and Treatment .....	1,422	7,800	7,800
General Assistance Prescription Drug Rebates .....	42	---	---
Interim Assistance .....	382	---	---
Medicaid Drug Manufacturer Rebates .....	400,438	---	---
Medicaid Uncompensated Care - Acute .....	214,022	184,351	227,792
Medicaid Uncompensated Care - Mental Health .....	36,534	39,236	36,481
Medicaid Uncompensated Care - Psychiatric .....	179,195	178,685	178,685
Medical Assistance - Federal Match on PAAD/Medicaid Dual Eligibles .....	209	350	350
Miscellaneous Revenue .....	26,257	29,370	19,806
NJ FamilyCare Individuals' Share .....	747	---	---
Patients' and Residents' Cost Recovery - Developmental Disabilities .....	16,851	16,683	16,683
Patients' and Residents' Cost Recovery - Psychiatric Hospitals .....	72,476	74,236	74,236
Purchased Institutional Care .....	23	---	---
School Based Medicaid .....	47,352	49,892	47,832
Senior Gold Drug Manufacturer Rebates .....	27	---	---
<b>Subtotal, Department of Human Services .....</b>	<b>996,229</b>	<b>580,603</b>	<b>609,665</b>
<b>Department of Labor and Workforce Development:</b>			
Examination Fees .....	2,323	---	---
Merit Systems Board Appeals Fees .....	52	---	---
Miscellaneous Revenue .....	245	155	155
New Jersey Workforce Development Partnership Fund - WorkFirst NJ .....	20,423	---	---
Special Compensation Fund .....	2,043	1,903	1,903
State Disability Benefits Fund .....	6,988	---	---
Training Fees .....	1,369	---	---
Unemployment Compensation Tax Auxiliary Fund .....	72	---	---
Urban Enterprise Zone Administration Cost .....	27	---	---
Workers' Compensation Assessment .....	23,661	13,434	13,434
Workplace Standards - Licenses, Permits and Fines .....	14,767	4,351	4,351
<b>Subtotal, Department of Labor and Workforce Development .....</b>	<b>71,970</b>	<b>19,843</b>	<b>19,843</b>
<b>Department of Law and Public Safety:</b>			
Beverage Licenses .....	3,960	3,960	4,799
Casino Fines .....	645	---	---
Charities Registration Section .....	2,107	695	556
Consumer Affairs .....	20,192	---	830
Controlled Dangerous Substances .....	1,670	100	100
Criminal Disposition .....	364	---	---
Forfeiture Funds .....	250	1,000	1,000
Legal Services .....	62,510	---	---
Legalized Games of Chance Control .....	2,052	1,200	1,200
Miscellaneous Revenue .....	2,092	20	20
New Jersey Cemetery Board .....	195	54	4
Private Employment Agencies .....	845	258	258
Recreational Boating .....	2,038	2,100	2,100
Retired Officer Handgun Permit .....	440	---	---
Securities Enforcement .....	19,390	13,394	13,394
Settlements .....	392	60,000	---
State Board of Architects .....	821	564	250
State Board of Audiology and Speech-Language Pathology Advisory .....	102	435	20
State Board of Certified Public Accountants .....	650	33	985
State Board of Chiropractors .....	54	305	13
State Board of Cosmetology and Hairstyling .....	6,565	750	3,857
State Board of Court Reporting .....	67	121	14
State Board of Dentistry .....	699	1,365	88
State Board of Electrical Contractors .....	267	165	630
State Board of HVAC Contractors .....	---	223	35

**SCHEDULE 1  
STATE REVENUES**  
(thousands of dollars)

	-----Fiscal Year Ending June 30-----		
	2013	2014	2015
	Actual	Estimated	Estimated
State Board of Marriage Counselor Examiners .....	1,445	110	705
State Board of Massage and Bodyworks .....	889	14	298
State Board of Master Plumbers .....	966	50	329
State Board of Medical Examiners .....	20,506	2,761	3,000
State Board of Mortuary Science .....	528	204	149
State Board of Nursing .....	11,797	6,697	3,350
State Board of Occupational Therapists and Assistants .....	100	451	16
State Board of Ophthalmic Dispensers and Ophthalmic Technicians .....	89	358	11
State Board of Optometrists .....	826	22	177
State Board of Orthotics and Prosthetics .....	93	3	32
State Board of Pharmacy .....	4,243	375	1,760
State Board of Physical Therapy .....	275	500	18
State Board of Polysomnography .....	181	3	65
State Board of Professional Engineers and Land Surveyors .....	856	825	230
State Board of Professional Planners .....	27	143	3
State Board of Psychological Examiners .....	993	55	333
State Board of Public Movers and Warehousemen .....	217	---	---
State Board of Real Estate Appraisers .....	170	28	18
State Board of Respiratory Care .....	63	297	9
State Board of Social Workers .....	2,502	88	428
State Board of Veterinary Medical Examiners .....	675	42	214
State Police - Fingerprint Fees .....	14,072	3,694	7,337
State Police - Other Licenses .....	347	348	348
State Police - Private Detective Licenses .....	190	200	200
Victim and Witness Advocacy Fund .....	1,012	---	---
Victims of Violent Crime Compensation .....	7,651	3,372	3,372
Weights and Measures - General .....	3,520	2,612	2,612
Subtotal, Department of Law and Public Safety .....	<u>202,600</u>	<u>109,994</u>	<u>55,167</u>
Department of Military and Veterans' Affairs:			
Miscellaneous Revenue .....	3,570	---	---
Soldiers' Homes .....	48,325	50,172	50,353
Subtotal, Department of Military and Veterans' Affairs .....	<u>51,895</u>	<u>50,172</u>	<u>50,353</u>
Department of State:			
Governor's Teaching Scholars Program Loan Repayment .....	3	5	5
New Jersey World Trade Center Scholarship Program .....	2	---	---
Subtotal, Department of State .....	<u>5</u>	<u>5</u>	<u>5</u>
Department of Transportation:			
Air Safety Fund .....	2,253	965	965
Applications and Highway Permits .....	1,853	1,300	2,000
Autonomous Transportation Authorities .....	53,500	53,500	53,500
Drunk Driving Fines .....	402	400	400
Good Driver .....	74,683	76,800	77,000
Interest on Purchase of Right of Way .....	---	5	5
Logo Sign Program Fees .....	495	300	300
Maritime Program Receipts .....	1,998	2,200	2,200
Miscellaneous Revenue .....	43	40	40
Outdoor Advertising .....	1,713	740	740
Placarded Railcar .....	225	---	---
Rental Receipts - Tenant Relocation Program .....	385	---	---
Subtotal, Department of Transportation .....	<u>137,550</u>	<u>136,250</u>	<u>137,150</u>
Department of the Treasury:			
Assessment on Real Property Greater Than \$1 Million .....	82,501	108,000	120,000
Assessments - Cable TV .....	5,122	5,352	5,409
Assessments - Public Utility .....	29,609	31,373	31,947
CATV Universal Access .....	7,204	7,660	8,100
Coin Operated Telephones .....	3,151	1,500	---
Commercial Recording - Expedited .....	1,356	1,150	1,150
Commissions (Notary) .....	1,274	1,100	1,100
Communication Fee - Lottery .....	5	---	---
Cost Assessment .....	4,963	---	---
Domestic Security .....	29,949	34,600	35,500
Dormitory Safety Trust Fund - Debt Service Recovery .....	---	5,649	5,640
General Revenue - Fees (Commercial Recording and UCC) .....	59,643	56,500	56,500

**SCHEDULE 1  
STATE REVENUES**  
(thousands of dollars)

	-----Fiscal Year Ending June 30-----		
	2013 Actual	2014 Estimated	2015 Estimated
Higher Education Assistance Authority .....	676	---	---
Higher Education Capital Improvement Fund - Debt Service Recovery .....	---	15,295	15,298
Hotel/Motel Occupancy Tax .....	92,179	98,000	105,000
Investment Earnings .....	1,195	---	---
MVC Securitization .....	151	---	---
Miscellaneous Revenue .....	3,682	900	900
NJ Economic Development Authority .....	12,500	---	---
NJ Public Records Preservation .....	39,308	37,100	37,100
Nuclear Emergency Response Assessment .....	5,296	5,426	4,435
Office of Dispute Settlement Mediation .....	51	50	50
Office of Information Technology Receipts .....	60,001	---	---
Public Defender Client Receipts .....	3,085	3,200	3,200
Public Finance Activities .....	1,392	---	---
Public Utility Fines .....	145	100	100
Public Utility Gross Receipts and Franchise Taxes (Water/Sewer) .....	115,058	115,000	115,000
Railroad Tax - Class II .....	4,620	4,600	4,600
Railroad Tax - Franchise .....	6,797	6,800	6,800
Rate Counsel .....	7,252	7,399	8,500
State Disability Benefits Fund .....	112	---	---
State Lottery Fund .....	12,900	---	---
Surplus Property .....	2,065	1,900	1,800
Tax Audit Services - Uncollected Revenue Recovery .....	283	---	---
Tax Referral Cost Recovery Fee .....	5,224	5,200	5,200
Telephone Assessment .....	122,793	121,000	120,000
Tire Clean-Up Surcharge .....	8,958	9,000	9,000
Tobacco Settlement Financing Corporation - MSA Payments .....	---	---	56,026
Transitional Energy Facilities Assessment .....	98,022	---	---
<b>Subtotal, Department of the Treasury .....</b>	<b>828,522</b>	<b>683,854</b>	<b>758,355</b>
<b>Other Sources:</b>			
Miscellaneous Revenue .....	10,335	10,200	10,200
<b>Interdepartmental Accounts:</b>			
Administration and Investment of Pension and Health Benefit Funds - Recoveries .....	2,791	2,754	2,754
Employee Maintenance Deductions .....	284	300	300
Fringe Benefit Recoveries from Colleges and Universities/University Hospital .....	181,841	231,507	233,441
Fringe Benefit Recoveries from Federal and Other Funds .....	315,268	378,726	384,850
Fringe Benefit Recoveries from School Districts .....	42,890	52,400	59,360
Indirect Cost Recoveries - DEP Other Funds .....	12,968	11,100	11,100
Indirect Cost Recovery - Federal and Other Funds .....	---	---	8,000
MTF Revenue Fund .....	11,987	7,400	6,600
Miscellaneous Revenue .....	23	---	---
Rent of State Building Space .....	3,323	3,470	3,470
Social Security Recoveries from Federal and Other Funds .....	62,927	64,500	66,596
Standard Offer Payments - Utilities .....	17	---	---
State Owned Real Property Trust Fund .....	3,894	---	---
<b>Subtotal, Interdepartmental Accounts .....</b>	<b>638,213</b>	<b>752,157</b>	<b>776,471</b>
<b>The Judiciary:</b>			
Civil Arbitration Program .....	2,353	2,353	2,353
Court Fees .....	55,910	54,848	53,864
Miscellaneous Revenue .....	655	655	655
<b>Subtotal, The Judiciary .....</b>	<b>58,918</b>	<b>57,856</b>	<b>56,872</b>
<b>Total Miscellaneous Taxes, Fees, and Revenues .....</b>	<b>3,441,359</b>	<b>2,765,235</b>	<b>3,008,385</b>

**SCHEDULE 1  
STATE REVENUES**  
(thousands of dollars)

	-----Fiscal Year Ending June 30-----		
	2013	2014	2015
	Actual	Estimated	Estimated
<b>Interfund Transfers:</b>			
Beaches and Harbor Fund . . . . .	1	1	1
Building Our Future Fund . . . . .	12	89	282
Clean Energy Fund . . . . .	89,000	162,185	---
Correctional Facilities Construction Fund . . . . .	---	14	---
Correctional Facilities Construction Fund of 1987 . . . . .	---	83	---
Dam, Lake, Stream and Flood Control Project Fund - 2003 . . . . .	18	14	10
Developmental Disabilities Waiting List Reduction Fund . . . . .	4	3	2
Dredging and Containment Facility Fund . . . . .	437	444	444
Energy Conservation Fund . . . . .	---	1	1
Enterprise Zone Assistance Fund . . . . .	103,680	90,470	80,601
Fund for the Support of Free Public Schools . . . . .	4,464	4,678	4,678
Garden State Farmland Preservation Trust Fund . . . . .	1,963	2,040	2,040
Garden State Green Acres Preservation Trust Fund . . . . .	5,316	5,605	5,605
Garden State Historic Preservation Trust Fund . . . . .	539	674	674
Global Warming Solutions Fund . . . . .	1,430	---	---
Hazardous Discharge Site Cleanup Fund . . . . .	18,340	18,578	18,578
Housing Assistance Fund . . . . .	6	6	6
Jobs, Education and Competitiveness Fund . . . . .	---	38	---
Judiciary Bail Fund . . . . .	35	35	35
Judiciary Child Support and Paternity Fund . . . . .	10	10	10
Judiciary Probation Fund . . . . .	10	10	10
Judiciary Special Civil Fund . . . . .	3	5	5
Judiciary Superior Court Miscellaneous Fund . . . . .	2	5	5
Legal Services Fund . . . . .	9,658	11,000	11,000
Long Term Obligation and Capital Expenditure Fund . . . . .	120	---	---
Mortgage Assistance Fund . . . . .	952	902	902
Mortgage Servicing Settlement Fund . . . . .	72,111	---	---
Motor Vehicle Security Responsibility Fund . . . . .	---	1	1
NJ Bridge Rehab. and Improvement and R.R. Right-of-Way Preservation Fund . . . . .	4	4	4
Natural Resources Fund . . . . .	2	2	2
New Jersey Spill Compensation Fund . . . . .	16,261	16,477	16,477
New Jersey Workforce Development Partnership Fund . . . . .	22,278	26,945	26,945
Pollution Prevention Fund . . . . .	918	1,000	1,000
Public Purpose Buildings Construction Fund . . . . .	---	108	---
Real Estate Guaranty Fund . . . . .	1,000	---	---
Safe Drinking Water Fund . . . . .	2,411	2,526	2,526
Sanitary Landfill Facility Contingency Fund . . . . .	10,000	5,000	---
Shore Protection Fund . . . . .	11	6	3
State Disability Benefit Fund . . . . .	33,595	38,414	38,414
State Land Acquisition and Development Fund . . . . .	---	1	1
State Lottery Fund . . . . .	1,085,010	993,000	1,036,850
State Lottery Fund - Administration . . . . .	21,834	21,280	13,325
State Recycling Fund . . . . .	---	21,600	6,200
State of New Jersey Cash Management Fund . . . . .	1,735	1,735	1,735
Statewide Transportation and Local Bridge Fund . . . . .	16	10	8
Supplemental Workforce Fund for Basic Skills . . . . .	1,824	2,000	2,000
Tobacco Settlement Fund . . . . .	93,764	148,001	---
Unclaimed Insurance Payments on Deposit Accounts Trust Fund . . . . .	6	8	8
Unclaimed Personal Property Trust Fund . . . . .	238,000	170,033	139,111
Unclaimed Utility Deposits Trust Fund . . . . .	---	7	7
Unemployment Compensation Auxiliary Fund . . . . .	18,057	18,057	18,057
Universal Service Fund . . . . .	63,042	65,705	65,705
Wage and Hour Trust Fund . . . . .	2	2	2
Water Conservation Fund . . . . .	1	1	1
Water Supply Fund . . . . .	4,064	4,298	4,298
Worker and Community Right to Know Fund . . . . .	2,445	2,730	2,730
<i>Total Interfund Transfers . . . . .</i>	<u>1,924,391</u>	<u>1,835,841</u>	<u>1,500,299</u>
<b>Total State Revenues General Fund . . . . .</b>	<b><u>18,673,219</u></b>	<b><u>18,638,383</u></b>	<b><u>19,367,380</u></b>

**SCHEDULE 1  
STATE REVENUES**  
(thousands of dollars)

	-----Fiscal Year Ending June 30-----		
	2013 Actual	2014 Estimated	2015 Estimated
<b>PROPERTY TAX RELIEF FUND</b>			
Gross Income Tax .....	12,108,615	12,927,800	13,988,220
Sales Tax Dedication .....	649,758	681,000	720,000
<i>Total Property Tax Relief Fund</i> .....	12,758,373	13,608,800	14,708,220
<b>CASINO CONTROL FUND</b>			
Investment Earnings .....	8	8	8
License Fees .....	55,594	57,675	60,400
<i>Total Casino Control Fund</i> .....	55,602	57,683	60,408
<b>CASINO REVENUE FUND</b>			
Casino Simulcasting Fund .....	263	300	300
Gross Revenue Tax .....	201,921	244,178	298,461
Other Casino Taxes and Fees .....	12,675	12,277	11,971
PAAD Drug Manufacturer Rebates .....	35,416	---	---
<i>Total Casino Revenue Fund</i> .....	250,275	256,755	310,732
<b>GUBERNATORIAL ELECTIONS FUND</b>			
Taxpayers' Designations .....	440	700	700
<b>TOTAL STATE REVENUES</b> .....	<b>31,737,909</b>	<b>32,562,321</b>	<b>34,447,440</b>

**SCHEDULE 2  
DEDICATED REVENUES**  
(thousands of dollars)

	-----Fiscal Year Ending June 30-----		
	2013 Actual	2014 Estimated	2015 Estimated
<b>Dedicated:</b>			
Executive Branch--			
Chief Executive:			
State Authority Review and Oversight .....	776	775	775
Department of Agriculture:			
Animal Disease Control .....	---	177	176
Beneficial Insect Laboratory .....	---	75	75
Blueberry Council .....	310	310	310
Commodity Distribution .....	1,450	1,501	1,501
Cranberry Council .....	53	50	50
Dairy Fee Administration .....	665	723	723
Dairy Industry Promotion Account .....	80	90	90
Development Potential Transfer Bank Administration .....	27	50	50
Environmental Services .....	---	74	74
Farm Products Publicity Fund .....	34	25	25
Food Distribution Assessment .....	5	15	15
Fruit and Vegetable Grading Service .....	763	724	724
Future Farmers of America - Student Loans from Department of Education .....	150	149	149
Garden State Preservation Trust .....	---	1,029	1,029
Grow New Farmers .....	29	---	---
Horse Breeding and Development Fund .....	227	217	170
Hunger Initiative/Food Assistance Program .....	8	60	65
Marketing and Development Services .....	---	1,017	1,017
Nursery Inspection Program .....	---	250	250
Organic Certification .....	159	225	225
Plant Pest and Disease Control .....	---	30	30
Poultry Service .....	338	408	408
Sire Stakes .....	1,961	2,232	1,867
Standardbred Breeder Awards .....	137	120	120
Stormwater Discharge Administration .....	209	291	291
Wine Promotion Program .....	189	190	190
Miscellaneous .....	17	9	9
Subtotal, Department of Agriculture .....	6,811	10,041	9,633
Department of Banking and Insurance:			
Consumer Protection Services and Solvency Regulation .....	20	---	---
Individual Health Care Program Assessments .....	15	---	---
Mortgage Settlement .....	1,000	---	---
Small Employer Health Benefits .....	494	480	440
Miscellaneous .....	26	---	---
Subtotal, Department of Banking and Insurance: .....	1,555	480	440
Department of Children and Families:			
Children's Trust Fund .....	162	180	180
Criminal History Record Checks .....	374	120	120
Domestic Violence Fund .....	318	---	---
Education Services .....	42,913	43,935	43,275
Grants to Displaced Homemaker Centers .....	677	688	688
Legally Responsible Relatives - Out-of-Home Placements .....	2,436	2,154	2,154
Legally Responsible Relatives - Probation Supplement .....	1,300	1,300	1,300
Old Age Survivors Insurance .....	3,516	3,692	3,692
Miscellaneous .....	295	---	---
Subtotal, Department of Children and Families .....	51,991	52,069	51,409
Department of Community Affairs:			
Boarding Home Regulation and Assistance .....	---	900	1,000
Fire Certification Program .....	193	100	40
Historic Preservation License .....	17	25	25
Housing Code Enforcement .....	---	2,340	5,500
Housing Services .....	20,447	38,900	28,900
Lead Hazard Control Assistance Fund .....	188	198	188
Meadowlands Conservation Trust Kane Tract Escrow .....	228	---	---
Meadowlands Conservation Trust Mitigator Escrow .....	247	---	---
Meadowlands Conservation Trust Operating .....	2,567	---	---
Neighborhood Revitalization Tax Credit .....	10,000	10,000	10,000
Neighborhood Stabilization Program Income .....	716	---	---



**SCHEDULE 2  
DEDICATED REVENUES**  
(thousands of dollars)

	-----Fiscal Year Ending June 30-----		
	2013	2014	2015
	Actual	Estimated	Estimated
New Home Warranty Program .....	3,895	4,040	4,040
New Jersey Meadowlands Commission - Operations .....	---	100	---
Reduced Cigarette Ignition Propensity & Firefighter Protection Fund .....	23	80	80
Truth in Renting .....	---	80	80
Uniform Construction Code .....	---	4,500	7,000
Uniform Fire Code .....	---	10,500	11,000
Universal Service Fund .....	7,126	8,556	8,556
Urban Enterprise Zone Authority Administration .....	1,043	1,350	1,350
Miscellaneous .....	1,864	1,500	1,500
Subtotal, Department of Community Affairs .....	48,554	83,169	79,259
Department of Corrections:			
Administration and Support Services .....	25,832	27,768	23,063
Edna Mahan Correctional Facility Beauty Shop Program .....	31	---	---
Institutional Upholstery Program .....	3	---	---
Nicholson Foundation - Providing Assistance with Identification Program (PAID) .....	13	---	---
Miscellaneous .....	178	---	---
Subtotal, Department of Corrections .....	26,057	27,768	23,063
Department of Education:			
Broad School Improvement .....	265	---	---
Katzenbach Behavioral Support Program .....	1,128	1,151	915
Katzenbach One on One Aides .....	700	778	574
Katzenbach Summer Program .....	501	505	450
Marie H. Katzenbach School for the Deaf - Tuition from Local Boards .....	8,338	7,455	6,369
Office of Fiscal Accountability and Compliance .....	1,414	1,742	1,742
Rental of Vacant Building Space .....	338	298	300
School District Deficit Relief .....	100	351	351
Teacher and Leader Effectiveness .....	---	1,128	1,200
Miscellaneous .....	162	16	1
Subtotal, Department of Education .....	12,946	13,424	11,902
Department of Environmental Protection:			
Administrative Costs - Natural Resources Damages .....	814	947	947
Administrative Costs Water Supply Bond Act of 1981 - Management .....	---	38	60
Administrative Costs Water Supply Bond Act of 1981 - Watershed and Aquifer .....	---	17	26
American Electric Power Settlement Agreement .....	840	---	---
American Rivers Headgates Fish Passage Feasibility Study .....	73	---	---
Battleship New Jersey Memorial Fund .....	134	134	134
Battleship New Jersey Tax Check-Off .....	48	50	50
Drinking Water State Revolving Fund - Capacity Development .....	391	600	600
Drinking Water State Revolving Fund - Operator Certification .....	174	200	200
Drinking Water State Revolving Fund - Program Administration .....	948	1,200	1,200
Drinking Water State Revolving Fund - Small System Technical Assistance .....	17	750	750
Drinking Water State Revolving Fund - Source Water Program Administration .....	17	200	200
Electronic Waste .....	375	375	375
Endangered Species Tax Check-Off Donations .....	---	17	17
Endangered and Nongame Species Wildlife Fund .....	106	110	110
Environmental Infrastructure Financing Program Loan Fund .....	---	2,600	2,600
Environmental Inspection of Child Care Facilities .....	5	5	5
Environmental Policy and Planning .....	3,679	2,032	3,700
Exotic and Nongame Species Inspection Fund .....	158	160	160
Expenses of the Delaware and Raritan Canal Commission .....	302	392	392
Forest Resource Management Special Revenue .....	247	250	250
Green Acres/Open Space Administration .....	---	272	403
HR-6 Flood Control .....	---	200	200
Hazardous Discharge Site Cleanup Fund - Responsible Party .....	---	15,149	16,145
Hazardous Discharge Site Remediation Fund - Grants to Child Care Centers .....	78	120	100
Highlands Penalties .....	204	---	---
Historic Preservation Fund .....	153	---	---
Hunters' and Anglers' License Fund .....	---	1,217	1,217
Landscape Irrigation Contractor Certification .....	137	65	140
Liberty State Park - Central Parking .....	124	800	800
Liberty State Park License Plates .....	38	38	38
Liberty State Park Mitigation .....	1,721	---	---
Low Emission Vehicle Program .....	134	130	120
Mammography Quality Standards Act .....	320	321	328

**SCHEDULE 2  
DEDICATED REVENUES**  
(thousands of dollars)

	-----Fiscal Year Ending June 30-----		
	2013	2014	2015
	Actual	Estimated	Estimated
Marina Rentals	---	340	340
Mid-West Power Supplemental Environmental Project	330	---	---
New Jersey Shade Tree and Community Forestry Program	10,797	1,300	1,300
New Jersey Waterfowl Stamp Act	65	65	65
Nuclear Emergency Response	---	991	1,181
Nuclear Regulatory Commission - Agreement State Program	2,770	2,800	2,500
Office of Dredging and Sediment Technology	---	397	391
Office of Science Support	1,973	2,382	2,616
Oil Spill Prevention	---	959	930
Oyster Cultch Fund	166	166	166
Palisades Interstate Park Commission (PIPC) - Court Fund Revenue	---	1,150	1,250
Palisades Interstate Park Commission (PIPC) - Gas Station Revenue	---	2,850	2,825
Palisades Interstate Park Commission (PIPC) - Operating Fund Revenue	---	1,415	1,010
Parks Lease Deferrals	2,939	---	---
Parks Management	---	3,025	4,360
Parks Management Revolving Fund	1,489	1,900	1,700
Passaic River Cleanup Litigation	6,000	6,000	6,000
Pesticide Control	---	1,000	1,000
Pinelands Preservation	47	45	45
Pollution Prevention	---	504	255
Port Authority Ferry Piers	---	4,600	18,400
Pure Earth Trust Fund	270	---	---
Recycling of Solid Waste	1,125	1,200	1,200
Remediation Management and Response	---	9,530	10,540
Reservation Transaction Fees	113	150	150
Safe Drinking Water Fund	---	467	444
Sedge Island	24	35	35
Shellfish Enforcement	150	140	140
Shellfish Enhancement and Management	396	110	110
Shellfish Management	46	30	30
Shore Protection Fund Projects	4,242	4,000	4,000
Shore Protection License Plates	670	650	650
Site Remediation Professional Licensing Board	511	510	510
Skylands Manor	251	265	265
Solid Waste Utility Regulation	---	900	1,500
State Public Water System Supervision Program	1,160	2,000	2,000
State Recycling Fund - County and Local Grants	---	---	21,500
State Revolving Fund - Administrative Costs	3,477	2,185	2,185
Stormwater Construction Permit Fees	408	500	500
Tidelands Peak Demands	---	3,707	4,197
Water Allocation	---	2,977	2,977
Water Pollution Control	---	1,300	2,400
Water/Wastewater Operators Licenses	---	230	230
Waterfront Development Shellfish Mitigation	177	200	200
Well Permits, Well Driller, Pump Installer Licenses	---	1,095	1,095
Worker and Community Right to Know Act	---	502	503
Miscellaneous	1,060	381	381
<b>Subtotal, Department of Environmental Protection</b>	<b>51,893</b>	<b>93,342</b>	<b>135,343</b>
<b>Department of Health:</b>			
AIDS Drug Distribution Program Rebates	65,929	56,000	56,000
Administrative Overhead - Non State Program	993	1,360	1,000
Animal Population Control Program	217	250	250
Brain Injury Research Fund	4,033	3,486	3,486
CMP - Nursing Home Penalty Revenue	2,903	---	---
Certificate of Need Program	977	667	977
Charity Care	562,921	541,402	550,000
Child Care / School Certification Program	817	1,500	1,500
Clinical Laboratory Improvement Services	---	150	150
Consumer Health Penalties	---	4,900	4,900
Early Care & Education Learning Collaborative	---	---	500
Early Intervention Program (EIP) Copays	---	6,200	6,200
Electronic Death Registration Support Fund	425	450	450
Emergency Medical Services	---	414	414
Emergency Medical Services for Children	---	154	154
Emergency Medical Technician Training Fund	---	200	200
First Response Emergency Medical Technician Cardiac Training Program	22	125	125

**SCHEDULE 2  
DEDICATED REVENUES**  
(thousands of dollars)

	-----Fiscal Year Ending June 30-----		
	2013	2014	2015
	Actual	Estimated	Estimated
Gerber Infant Cereal and Infant Juice Rebates	419	---	---
Governor's Council for Medical Research and Treatment of Autism	4,034	3,814	3,814
Health Care Cost Reduction Fund	49,600	50,200	40,000
Health Care Planning	9,650	7,200	7,200
Health Care Subsidy Fund Payments	15,000	---	---
Hospital Delivery System Reform Incentive Payments	---	30,602	30,602
Laboratory Services	---	1,400	1,400
Long Term Care Systems	---	2,565	2,565
Lung Cancer Research Fund	9	---	---
NJ FamilyCare - Children Vaccines	---	1,877	---
New Jersey Compassionate Use Medical Marijuana Act	128	170	170
New Jersey Health Information Technology Commission	1,000	1,000	1,000
New Jersey Turnpike Authority / Garden State Parkway Food Inspections	288	350	350
Newborn Screening, Follow-up, and Treatment	4,584	3,306	3,306
Osteosarcoma Surveillance Study	8	25	25
Public Health Protection Services	---	1,275	1,275
Rabies Control Program	478	475	475
Surveillance, Epidemiology, and End Results (SEER) - Patterns of Care	125	19	19
Vital Statistics	---	1,800	1,800
Wholesale Drug Program	---	100	100
Women, Infants, and Children (WIC) Rebates	33,253	40,000	40,000
Miscellaneous	4,468	6,486	6,591
<b>Subtotal, Department of Health</b>	<b>762,281</b>	<b>769,922</b>	<b>766,998</b>
<b>Department of Human Services:</b>			
Alcohol Education Rehabilitation and Enforcement Fund	2,133	3,944	3,970
Alcohol Treatment Fund Program	7,500	7,500	7,500
Catastrophic Illness in Children Relief Fund	7,791	9,375	9,375
Client Copayments - Developmental Disabilities	58,843	59,352	63,372
Cop to Cop Program	384	400	400
Drug Enforcement Demand Reduction Fund	---	350	350
Hospital Mental Health Offset Payments	12,087	12,327	12,327
Hurricane Sandy Rapid Response Kessler Foundation	10	---	---
Internet Gaming Permits for Compulsive Gambling Programs	---	---	2,250
Licensing Fees	365	---	---
Live Long Live Well	---	150	150
Management and Administrative Services	---	325	325
Medicaid Drug Manufacturer Rebates	---	339,612	509,551
Mental Health Fees	13	601	13
NJ FamilyCare - Children	121,600	120,231	143,229
Nursing Home Provider Assessment Fee	131,036	126,000	127,176
Office of the Public Guardian	---	1,344	1,381
PAAD Drug Manufacturer Rebates	---	48,000	42,500
Partnership for a Drug Free New Jersey	---	1,000	1,000
Personal Needs Allowance	---	600	600
Racing Commission Funds for Compulsive Gambling Treatment	200	200	200
SSA Reimbursement to Enhance Vocational Rehabilitation	60	300	100
Senior Companions	---	47	47
Senior Gold Drug Manufacturer Rebates	---	250	250
Supplemental Nutrition Assistance Program Performance Bonus	1,802	---	---
Traumatic Brain Injury	3,594	3,000	3,000
Work First New Jersey Child Care and Support Services	35,000	35,000	35,000
Work First New Jersey Emergency Utility Payments	4,615	6,900	6,900
Miscellaneous	3	---	---
<b>Subtotal, Department of Human Services</b>	<b>387,036</b>	<b>776,808</b>	<b>970,966</b>
<b>Department of Labor and Workforce Development:</b>			
Asbestos Notification Fees	---	500	500
Council on Gender Parity	---	72	72
Enforcement of Workplace Standards - Receipts	---	9,099	9,099
General Administration, Classification and Personnel Mgmt, Selection Services	---	2,565	2,494
Merit Systems Board	---	60	50
New Jersey Builders' Utilization for Labor Diversity	4,697	5,000	4,000
Private Disability Insurance Plan	---	1,524	1,524
Public Works Contractor Registration	---	1,932	1,932
Special Compensation Fund	183,849	168,983	191,967
State Disability Benefits Fund - Joint Tax Functions	---	9,000	9,000

**SCHEDULE 2  
DEDICATED REVENUES**  
(thousands of dollars)

	-----Fiscal Year Ending June 30-----		
	2013	2014	2015
	Actual	Estimated	Estimated
State Disability Benefits Fund - Reengineering Study .....	---	1,000	1,000
State Disability Insurance Plan .....	---	6,942	6,942
Supplemental Workforce Fund - New Jersey Youth Corps .....	---	2,200	2,200
Unemployment Compensation Auxiliary Fund .....	---	3,250	5,750
Uninsured Employer's Fund .....	5,414	2,690	3,094
Workers' Compensation .....	---	12,289	12,899
Workforce Development Partnership - Counselors .....	---	312	1,180
Workforce Development Partnership Fund - Work First New Jersey .....	---	21,500	21,500
Workforce Development Partnership Program .....	---	1,742	2,683
Workforce Literacy and Basic Skills Program .....	---	276	276
Miscellaneous .....	61	---	---
Subtotal, Department of Labor and Workforce Development .....	194,021	250,936	278,162
Department of Law and Public Safety:			
Atlantic County Detention Center .....	2,293	2,737	2,897
Backstretch Benevolence .....	187	140	140
Body Armor Replacement Fund - Administrative Costs .....	4	75	75
Charity Racing Day for the Developmentally Disabled .....	42	30	30
Claims - Victims of Crime .....	---	4,503	4,253
Commissions Award Program .....	2,211	1,400	1,400
Consumer Affairs .....	558	425	500
Consumer Affairs Charitable Registrations Program .....	---	1,305	1,470
Consumer Affairs Legalized Games of Chance .....	---	838	835
Consumer Affairs Weights and Measures Program .....	---	1,999	1,800
Controlled Dangerous Substance Registration Program .....	---	960	960
Criminal Disposition and Revenue Collection Fund .....	---	375	375
Criminal Justice Training Academy .....	168	147	168
Delaware River Joint Toll Bridge Commission .....	2,368	2,400	2,400
Division of Consumer Affairs - Appropriated Receipts .....	---	6,726	7,385
Drunk Driving Enforcement Fund - MVC Reimbursement .....	89	110	110
Election Law Enforcement .....	19	100	76
False Claims Prosecution Fund .....	195	---	---
Fines Account - Miscellaneous Settlements .....	113	80	80
Forfeiture Program .....	6,815	2,300	2,300
Institutional Care and Treatment .....	---	4,809	4,209
Insurance Fraud Operations .....	12,896	12,896	12,896
Investigative Unit .....	574	595	595
Juvenile Detention Alternatives - Annie E. Casey Foundation .....	100	200	200
Law Enforcement Officers Training and Equipment Fund .....	581	675	675
Lobbying Annual Fees .....	46	340	340
Medical Examiner Services .....	9,050	10,400	12,050
New Jersey Turnpike Authority .....	29,931	33,569	33,515
New Jersey Turnpike Authority (Parkway) .....	28,734	30,566	30,532
Noncriminal Records Checks .....	---	9,340	9,340
Northeast Hazardous Waste Project-Resource Conservation and Recovery Act .....	601	375	250
Pari-Mutuel Racing in Accordance with N.J.S.A. 5:5-37 .....	286	302	302
Port Security .....	4,541	---	---
Pre-Race Blood Testing and Chemical Testing Program .....	1,982	1,145	1,145
Private Employment Agencies .....	---	497	560
Protection of Civil Rights .....	---	60	57
Racing Officials .....	743	791	791
Regulation of Alcoholic Beverages .....	6,898	7,086	7,086
Regulation of Racing Activities .....	3,783	3,679	3,679
Retired Officers Handgun Permits .....	---	360	360
Safe and Secure Neighborhoods Program .....	6,573	7,100	7,100
Securing the Cities .....	362	---	---
Securities Enforcement Fund .....	---	6,725	5,928
Security Officer Registration Account .....	2,399	2,050	1,954
Sexual Assault Nurse Examiner Program .....	31	40	40
South Jersey Transportation Authority .....	7,614	7,800	7,794
State Athletic Control .....	617	500	550
State Facilities Education Act (SFEA) .....	17,335	11,395	9,659
State Forensic Laboratory Fund Program .....	960	1,000	1,000
State Police DNA Laboratory Enhancement .....	8,068	8,051	11,051
State Veterinarians New Jersey Racing Commission .....	942	1,026	1,026

**SCHEDULE 2  
DEDICATED REVENUES**  
(thousands of dollars)

	-----Fiscal Year Ending June 30-----		
	2013 Actual	2014 Estimated	2015 Estimated
Victim and Witness Advocacy Fund .....	---	1,100	1,100
Miscellaneous .....	3,752	3,820	3,830
Subtotal, Department of Law and Public Safety .....	<u>164,461</u>	<u>194,942</u>	<u>196,868</u>
Department of Military and Veterans' Affairs:			
Burial Services .....	---	1,000	1,000
Distance Learning Center .....	---	50	---
Energy Program Receipts .....	---	100	330
New Jersey National Guard Support Services .....	---	1,600	2,000
New Jersey Veterans Haven Support Fund .....	7	20	20
POW/MIA Medal Receipts .....	---	3	3
Veterans Haven North .....	---	1,051	675
Veterans Haven South .....	---	1,120	1,275
World War II Memorial Dedications .....	15	25	25
Yellow Ribbon Donations .....	---	5	5
Miscellaneous .....	24	160	72
Subtotal, Department of Military and Veterans' Affairs .....	<u>46</u>	<u>5,134</u>	<u>5,405</u>
Department of State:			
Dana Christmas Scholarship for Heroism .....	40	40	40
Law Enforcement Officers Memorial Fund .....	399	325	325
NJBEST Administration & Scholarships .....	700	872	1,000
New Jersey College Loans to Assist State Students (NJCLASS) .....	13,475	14,255	15,067
New Jersey World Trade Center Scholarship Program .....	---	3	3
Port District Funding .....	1,229	---	---
Veterans Memorial Arts Center .....	293	---	---
Miscellaneous .....	225	29	29
Subtotal, Department of State .....	<u>16,361</u>	<u>15,524</u>	<u>16,464</u>
Department of Transportation:			
Applications and Highway Permits .....	---	580	580
Clean Energy Fund - NJ Transit Utility Costs .....	---	23,280	12,889
Commercial Vehicle Enforcement Program .....	14,487	14,350	14,910
Cost of "Cause" Plates .....	330	---	---
County and Other Shared Projects .....	17,002	---	---
Highway Safety Fund .....	4,442	4,000	4,000
In-Terminal School Bus Inspection Program .....	1,208	1,318	1,321
Logo Sign Program .....	---	130	130
Motor Vehicle Services .....	290,889	319,375	327,235
Motorbus Regulation .....	624	739	714
Motorcycle Safety Education Fund .....	528	473	540
NJ Board of Pilot Commissioners .....	59	70	350
NJ Medical Service Helicopter Response Act .....	28,755	27,599	29,280
NJ Turnpike Authority - NJ Transit Operations .....	295,000	295,000	295,000
Omnibus Safety Enforcement Fund .....	19	---	---
Outdoor Advertising Program .....	---	990	990
Placarded Railcar Program .....	---	240	240
Port Authority of New York and New Jersey .....	167,854	376,000	375,000
Port Security Grant - Delaware Bay .....	937	---	---
Rental Receipts - Tenant Relocation Program .....	---	400	400
Security Responsibility .....	19,348	20,034	21,297
Wireless Communication .....	3,489	2,900	2,900
Miscellaneous .....	49	---	---
Subtotal, Department of Transportation .....	<u>845,020</u>	<u>1,087,478</u>	<u>1,087,776</u>
Department of the Treasury:			
Admission Surcharge at Places of Amusement .....	---	20	20
Annual Licensing Fee - Office of Administrative Law Publications .....	714	613	663
Boys and Girls Club Checkoff .....	5	---	---
Cigarette Tax Securitization .....	160,372	134,326	130,296
Clean Energy Program .....	1,941	2,023	2,322
Constellation Energy Commodities Group, Inc. - Settlement .....	571	---	---
Division of Developmental Disabilities Community Placement and Services .....	40,555	42,000	42,000
Division of Purchase and Property Procurement Receipts .....	862	---	---
Domestic Security .....	19,953	23,100	23,700
Drug Abuse Education Fund .....	855	850	850

**SCHEDULE 2  
DEDICATED REVENUES**  
(thousands of dollars)

	-----Fiscal Year Ending June 30-----		
	2013	2014	2015
	Actual	Estimated	Estimated
Economic Recovery Fund .....	25,606	25,605	25,605
Energy Tax Receipts .....	788,492	788,492	788,492
Governor's Council on Alcoholism and Drug Abuse .....	15,032	14,900	14,901
Judicial Hearings Receipts .....	3,087	3,914	3,914
Leasing of Space on NJPBA Transmitter Towers .....	---	2,736	2,736
Management Audit - New Jersey Natural Gas .....	---	630	---
Management of DEP Properties .....	---	382	382
Management of State Investments .....	13,855	12,926	12,926
NJ National Guard State Family Readiness Council Fund .....	2	---	---
NJ Special Olympics Home Team Fund Check-off .....	7	---	---
NJBPU Basic Generation Service Project .....	171	270	---
NJPBA TV Food Network/Time Warner Capital Project .....	---	600	600
New Home Owner's Warranty Program .....	165	251	251
Office of Information Technology Indirect Cost Recoveries .....	7,029	7,000	5,500
Office of Management and Budget .....	20,507	20,255	12,255
Other Capital Building Services .....	2,640	2,180	2,180
Other Distributed Taxes .....	5,220	6,488	6,488
Pensions and Benefits .....	47,049	46,520	46,520
Prequalification Fees .....	---	140	140
Procurement Card Rebates .....	---	90	90
Property Management and Construction - Property Management Services .....	163	138	138
Public Broadcasting Services .....	---	2,200	2,200
Public Finance Activities .....	---	1,000	1,000
Rate Counsel - Insurance .....	53	75	75
Real Property Leasing Out Program .....	---	390	390
Records Management .....	1,300	1,300	1,300
Red Cross NJ Fund Tax Check-Off .....	25	---	---
Royalties - Office of Administrative Law Publications .....	302	270	270
Small Business Registration .....	370	250	250
Taxation Compliance and Enforcement Activities .....	11,120	16,850	16,100
Third Party Subrogation - Property Damage .....	---	950	950
Trust Fund for the Support of Public Broadcasting .....	158	---	---
Unclaimed Property Trust Fund Administration .....	7,592	6,920	6,920
Urban Enterprise Zone (UEZ) Authority Administrative Expenses .....	68	158	158
Vendor Surcharge Collection - Motor Vehicle Commission .....	9,000	9,000	9,000
Miscellaneous .....	519	315	315
<b>Subtotal, Department of the Treasury .....</b>	<b>1,185,360</b>	<b>1,176,127</b>	<b>1,161,897</b>
<b>Interdepartmental Accounts:</b>			
Clean Energy Fund - Energy Efficiency Projects .....	---	15,820	9,200
Clean Energy Fund - State Utility Costs .....	42,500	42,500	42,500
Petroleum Overcharge Reimbursement Fund .....	450	455	455
Utilities and Other Services .....	358	358	358
<b>Subtotal, Interdepartmental Accounts .....</b>	<b>43,308</b>	<b>59,133</b>	<b>52,513</b>
<b>The Judiciary:</b>			
Atlantic Victim Impact .....	22	---	---
Automated Traffic System for Municipal Courts .....	25,638	25,000	25,400
Bergen Clean Streets Grant .....	7	---	---
Burlington JDAI Enhanced Probation .....	42	---	---
Camden JABG Juvenile Drug Court .....	5	---	---
Camden JDAI Innovations Grant .....	92	---	---
Camden Video Court Program .....	201	---	---
Civil Courts .....	410	488	413
Comprehensive Enforcement Program .....	2,160	2,400	2,300
Court Adult Probation System .....	510	540	540
Court Technology Improvement Fund .....	12,268	13,550	13,000
Electronic Access To Court Records .....	1,844	2,500	2,200
Essex Telephone Notification System Grant .....	18	---	---
Family Courts .....	365	400	400
Hudson - JDAI Innovations .....	2	---	---
Hudson Multi-Disciplinary Team Grant .....	34	---	---
Information Services .....	381	400	400
JAIBG School Probation .....	31	---	---
Mercer JDAI Innovations Grant .....	13	---	---
Middlesex Courthouse Artwork .....	3	---	---
Middlesex Vicinage Bar Foundation Artwork .....	6	---	---

**SCHEDULE 2  
DEDICATED REVENUES**  
(thousands of dollars)

	-----Fiscal Year Ending June 30-----		
	2013 Actual	2014 Estimated	2015 Estimated
Monmouth Juvenile Detention Alternatives Initiative Family Engagement .....	20	---	---
Ocean Juvenile Detention Alternative Initiative Innovations .....	5	---	---
Passaic JDAI Innovations .....	22	---	---
Service Learn Family Court Fund .....	16	---	---
Special Civil Part Certified Mailers .....	2,348	3,000	2,600
Supreme Court .....	16,458	19,884	21,628
Union JDAI Innovations Grant .....	19	---	---
Union State Community Partnership Night Watch Program .....	15	---	---
Miscellaneous .....	333	10	10
Subtotal, The Judiciary .....	<u>63,288</u>	<u>68,172</u>	<u>68,891</u>
<i>Total Dedicated</i> .....	<u>3,861,765</u>	<u>4,685,244</u>	<u>4,917,764</u>

**Federal:**

Executive Branch--

Department of Agriculture:

Asian Longhorned Beetle Monitoring .....	570	100	100
Child Care .....	66,553	76,130	80,300
Child Nutrition - School Breakfast .....	63,794	70,000	77,000
Child Nutrition - School Lunch .....	226,013	260,000	260,000
Child Nutrition - Special Milk .....	506	1,300	1,300
Child Nutrition - Summer Programs .....	8,390	9,647	10,571
Child Nutrition Administration .....	5,293	6,600	6,970
Farm Risk Management Education Program .....	380	282	282
Farmland Preservation .....	243	4,500	4,500
Food Stamp - The Emergency Food Assistance Program (TEFAP) .....	1,675	2,350	2,435
Fresh Fruit and Vegetable Program .....	3,718	4,383	4,800
Indemnities - Avian Influenza .....	320	499	460
Specialty Crop Block Grant Program .....	---	1,600	1,600
Various Federal Programs and Accruals .....	5,675	1,415	1,330
Subtotal, Department of Agriculture .....	<u>383,130</u>	<u>438,806</u>	<u>451,648</u>

Department of Banking and Insurance:

Affordable Care Act - Consumer .....	(417)	---	---
Affordable Care Act Exchange .....	349	---	---
Patient Protection and Affordable Care Act .....	822	---	---
Subtotal, Department of Banking and Insurance .....	<u>754</u>	<u>---</u>	<u>---</u>

Department of Children and Families:

Restricted Federal Grants .....	11,093	11,933	11,723
Title IV-B Child Welfare Services .....	10,253	10,134	10,050
Title IV-E Foster Care .....	142,984	155,796	155,796
Various Federal Programs and Accruals .....	507	---	---
Subtotal, Department of Children and Families .....	<u>164,837</u>	<u>177,863</u>	<u>177,569</u>

Department of Community Affairs:

CDBG - Super Storm Sandy .....	35,200	7,375	7,375
Community Services Block Grant .....	18,558	20,000	19,900
Emergency Shelter Grants Program .....	2,043	3,250	3,200
HUD Disaster Recovery Initiative .....	109	---	---
Low Income Home Energy Assistance Program .....	142,982	150,000	143,525
Moderate Rehabilitation Housing Assistance .....	6,335	13,291	10,845
National Affordable Housing - HOME Investment Partnerships .....	6,214	7,905	6,395
Neighborhood Stabilization Program .....	13,190	---	---
Section 8 Housing Voucher Program .....	190,442	214,910	219,000
Shelter Plus Care Program .....	2,021	4,655	4,655
Small Cities Block Grant Program .....	6,397	8,023	8,023
Transitional Housing - Homeless .....	---	70	70
Weatherization Assistance Program .....	448	4,625	4,437
Weatherization Assistance Program - Federal Economic Stimulus .....	26,272	---	---
Various Federal Programs and Accruals .....	45,701	---	---
Subtotal, Department of Community Affairs .....	<u>495,912</u>	<u>434,104</u>	<u>427,425</u>

**SCHEDULE 2  
FEDERAL REVENUES**  
(thousands of dollars)

	-----Fiscal Year Ending June 30-----		
	2013 Actual	2014 Estimated	2015 Estimated
<b>Department of Corrections:</b>			
Central Communications Upgrade - US Department of Commerce .....	---	1,000	1,000
Central Communications Upgrade - US Department of Homeland Security .....	---	1,000	1,000
Engaging the Family - Community Centered .....	531	1,039	---
Federal Re-Entry Initiative .....	26	500	500
Inmate Vocational Certifications .....	---	173	173
RSAT - No Return .....	---	---	160
Responsible Parenting Program - Temporary Assistance for Needy Families .....	---	529	---
Second Chance Act - Engaging the Family in the Recovery Process - Phase II .....	78	---	---
Second Chance Act Family-Based Prisoner Substance Abuse Treatment .....	107	---	---
Second Chance Act Re-Entry Demonstration .....	---	400	---
Second Chance Re-Entry Project - US Department of Justice .....	174	---	---
Second Chance Statewide Recidivism Reduction - US Dept. of Justice .....	---	---	1,000
State Criminal Alien Assistance Program .....	3,792	3,792	3,797
Substance Abuse and Mental Health Services Administration Offender Re-Entry .....	---	---	400
Technology Enhancements .....	---	500	500
Various Federal Programs and Accruals .....	630	200	50
	5,338	9,133	8,580
<b>Subtotal, Department of Corrections .....</b>			
<b>Department of Education:</b>			
21st Century Schools .....	22,603	22,400	22,400
AIDS Prevention Education .....	418	501	501
Bilingual and Compensatory Education - Homeless Children and Youth .....	1,175	1,300	1,300
Drug-Free Schools and Communities - Administration .....	359	---	---
Education Jobs Fund - Federal Economic Stimulus .....	55,647	---	---
Enhancing Education Through Technology .....	556	---	---
Enhancing Education Through Technology - Federal Economic Stimulus .....	226	---	---
Even Start .....	151	---	---
Head Start Collaboration .....	166	275	275
Improving America's Schools Act - Consolidated Administration .....	4,849	4,419	4,419
Improving Teacher Quality - Higher Education .....	649	1,415	1,415
Individuals with Disabilities Education Act Basic State Grant .....	348,855	360,000	360,102
Individuals with Disabilities Education Act Preschool Grants .....	10,789	11,168	11,168
Language Acquisition Discretionary Admin .....	20,389	21,100	21,100
Mathematics and Science Partnerships Grants .....	3,965	2,400	2,400
Migrant Education - Administration/Discretionary .....	2,712	2,022	2,022
Project SERV - Super Storm Sandy .....	1,250	---	---
Public Charter Schools .....	1,201	5,210	5,210
Race to the Top Phase 3 - Federal Economic Stimulus .....	8,611	---	---
School Improvement Grants .....	11,432	10,010	10,010
School Improvements Grants - Federal Economic Stimulus .....	25,091	---	---
State Assessments .....	9,559	8,700	8,700
State Grants for Improving Teacher Quality .....	53,185	52,000	52,000
Statewide Longitudinal Data Systems Research Grant .....	57	980	980
Title I - Grants to Local Educational Agencies .....	306,936	291,000	291,000
Title I - Part D, Neglected and Delinquent .....	2,526	2,157	1,578
Urban Areas Security Initiative .....	---	185	185
Vocational Education - Basic Grants - Administration .....	23,207	20,960	20,941
Vocational Education Technical Preparation Title III-E .....	78	---	---
Various Federal Programs and Accruals .....	32,920	1,087	1,087
	949,562	819,289	818,793
<b>Subtotal, Department of Education .....</b>			
<b>Department of Environmental Protection:</b>			
Air Pollution Maintenance Program .....	7,749	10,500	10,500
Archery and Shooting Facility .....	---	2,750	2,750
Artificial Reef Program - PSE&G/NJPDES Permit Fees .....	637	1,000	1,000
Asian Longhorned Beetle Project .....	---	2,300	2,300
Assistance to Firefighters - Wildfire and Arson Prevention .....	---	200	200
Atlantic Coastal Cooperative Program .....	---	---	150
Atlantic Coastal Fisheries .....	404	300	300
Beach Monitoring and Notification .....	479	700	700
BioWatch Monitoring .....	465	750	750
Boat Access (Fish and Wildlife) .....	---	1,000	1,000
Brownfields .....	794	1,500	1,500
Chronic Wasting Disease .....	11	150	150
Clean Diesel Retrofit .....	505	400	400
Clean Vessels .....	635	1,000	1,000



**SCHEDULE 2  
FEDERAL REVENUES**  
(thousands of dollars)

	-----Fiscal Year Ending June 30-----		
	2013	2014	2015
	Actual	Estimated	Estimated
Clean Water State Revolving Fund .....	---	54,600	54,600
Clean Water State Revolving Fund - Super Storm Sandy .....	---	---	191,110
Coastal Estuarine Land Program .....	---	2,000	2,000
Coastal Zone Management Implementation .....	2,426	3,400	3,400
Community Assistance Program .....	231	250	270
Consolidated Forest Management .....	321	1,080	1,080
Cooperative Technical Partnership .....	1,371	2,500	1,000
Defensible Space .....	---	400	400
Drinking Water State Revolving Fund .....	2,082	20,200	20,200
Drinking Water State Revolving Fund - Super Storm Sandy .....	---	---	38,225
Endangered Species .....	131	375	375
Endangered and Nongame Species Program State Wildlife Grants .....	1,791	1,000	1,000
Environmental Workforce and Job Training .....	201	---	---
Firewise in the Pines .....	---	200	200
Fish and Wildlife Action Plan .....	15	125	125
Fish and Wildlife Health .....	429	810	810
Fish and Wildlife Technical Guidance .....	244	200	400
Forest Legacy .....	1,972	7,040	6,040
Forest Resource Management - Cooperative Forest Fire Control .....	767	1,765	1,765
Green Energy .....	---	1,000	1,000
Gypsy Moth Suppression .....	---	420	420
Hazardous Waste - Resource Conservation Recovery Act .....	3,830	4,650	4,650
Historic Preservation - Super Storm Sandy .....	---	13,144	---
Historic Preservation Survey and Planning .....	887	1,000	1,000
Hudson River Walkway .....	2,861	4,000	4,000
Hunters' and Anglers' License Fund .....	8,373	9,285	9,285
Land and Water Conservation Fund .....	---	3,000	3,000
Leaking Underground Storage Tanks - Federal Economic Stimulus .....	453	---	---
Lincoln Park Restoration - Federal Economic Stimulus .....	386	---	---
Marine Fisheries Investigation and Management .....	982	1,750	1,750
Multimedia .....	621	750	750
NJ Atlantic and Shortnose Sturgeon .....	---	300	365
NJ Landowner Incentive .....	884	200	200
National Coastal Wetlands Conservation .....	284	3,000	3,000
National Dam Safety Program (FEMA) .....	141	120	120
National Geologic Mapping Program .....	360	295	300
National Recreational Trails .....	1,973	1,900	1,900
New Jersey's Landscape Project .....	248	400	150
Nonpoint Source Implementation (319H) .....	4,117	3,828	3,828
Northeast Wildlife Teamwork Strategy .....	25	60	60
Particulate Monitoring Grant .....	524	1,000	1,000
Pesticide Technology .....	453	550	550
Preliminary Assessments/Site Inspections .....	689	1,000	1,000
Radon Program .....	615	600	600
Recovery Land Acquisition .....	---	1,000	1,000
Remedial Planning Support Agency Assistance .....	473	1,000	1,000
Scenic Byways .....	---	3,500	3,500
Shellfish Management - U.S. Department of Homeland Security .....	41	310	---
Southern Pine Beetle .....	164	300	300
Species of Greater Conservation Need - Mammal Research and Management .....	44	300	300
State Recreational Trails .....	---	4,975	1,860
State Wetlands Conservation Plan .....	253	550	550
State Wildlife Grant Projects .....	---	1,000	1,000
State and EPA Data Management Grant .....	---	2,300	600
Superfund Grants .....	---	5,450	5,000
Underground Storage Tank Program Standard Compliance Inspections .....	794	1,250	1,250
Underground Storage Tanks .....	1,445	2,500	2,500
Urban Community Air Toxics Program .....	122	800	800
Water Monitoring and Planning .....	542	1,000	1,000
Water Pollution Control Program .....	3,765	4,575	4,575
Water Quality Management (604b) - Federal Economic Stimulus .....	67	---	---
Wildland and Urban Interface II .....	---	100	100
Various Federal Programs and Accruals .....	--5,017	875	875
Subtotal, Department of Environmental Protection .....	55,059	202,532	410,838

**SCHEDULE 2  
FEDERAL REVENUES**  
(thousands of dollars)

	-----Fiscal Year Ending June 30-----		
	2013 Actual	2014 Estimated	2015 Estimated
Department of Health:			
AIDS Drug Distribution Program .....	---	4,000	4,000
Abstinence Education - Family Health Services (FHS) .....	893	914	914
Adult Viral Hepatitis Prevention .....	67	200	200
Asthma Surveillance and Coalition Building .....	347	769	769
Bioterrorism Hospital Emergency Preparedness .....	8,494	14,786	14,786
Birth Defects Surveillance Program .....	166	508	508
Breastfeeding Peer Counseling .....	1,161	300	300
CDC Nutrition - Physical Activity & Obesity (NPAO) .....	863	900	---
Childhood Lead Poisoning .....	1	1,400	---
Chronic Disease Prevention and Health Promotion Programs - Public Health .....	2,452	3,350	3,350
Clinical Laboratory Improvement Amendments Program .....	556	490	490
Comprehensive AIDS Resources Grant .....	43,023	49,550	49,550
Core Injury Prevention and Control Program .....	---	300	300
Demonstration Program to Conduct Health Assessments .....	538	627	627
Early Hearing Detection and Intervention (EHDI) Tracking, Research .....	177	210	210
Early Intervention for Infants and Toddlers with Disabilities (Part H) .....	10,719	13,000	13,000
Eliminating Disparities in Perinatal Health .....	341	500	500
Emergency Medical Services for Children (EMSC) Partnership Grants .....	184	226	226
Emergency Preparedness For Bioterrorism .....	14,886	29,581	29,581
Enhanced HIV/AIDS Surveillance-Perinatal .....	---	213	213
Enhancing & Making Programs & Outcomes Work to End Rape .....	---	96	96
Family Planning Program - Title X .....	1,879	---	---
Federal Lead Abatement Program .....	287	440	440
Food Emergency Response Network - E. Coli in Ground Beef .....	97	165	165
Food Inspection .....	647	556	556
Fundamental & Expanded Occupational Health .....	447	985	985
H1N1 Public Health Emergency Response .....	---	18,404	18,404
HIV/AIDS Events Without Care in New Jersey .....	---	373	373
HIV/AIDS Prevention and Education Grant .....	15,975	16,100	16,100
HIV/AIDS Surveillance Grant .....	2,967	3,318	3,318
Healthy Homes and Lead Poisoning Prevention Program .....	301	594	594
Heart Disease and Stroke Prevention .....	225	450	450
Housing Opportunities For Persons With AIDS .....	2	2,264	2,264
Housing Opportunities for Incarcerated Persons with AIDS .....	143	2,101	2,101
Immunization Project .....	6,000	8,774	7,974
Maternal and Child Health (MCH) Early Childhood Comprehensive System .....	170	140	140
Maternal and Child Health Block Grant .....	9,168	13,000	13,000
Maternal, Infant and Early Childhood Home Visiting Program .....	8,141	9,546	9,646
Medicare/Medicaid Inspections of Nursing Facilities .....	11,763	16,672	16,672
Morbidity and Risk Behavior Surveillance .....	773	725	725
National Cancer Prevention and Control - Public Health .....	3,620	6,889	6,889
National HIV/AIDS Behavioral Surveillance .....	400	512	512
National Program of Cancer Registries .....	585	842	842
New Jersey Cancer Education & Early Detection (NJ CEED) .....	215	219	219
New Jersey Personal Responsibility Education Program .....	1,192	1,410	1,410
New Jersey's Reducing Health Disparities Initiative .....	218	160	160
Nurse Aide Certification Program .....	---	1,000	1,000
Pandemic Influenza Healthcare Preparedness .....	---	1,935	1,935
Pediatric AIDS Health Care Demonstration Project .....	2,324	2,850	2,850
Pregnancy Risk Assessment Monitoring System .....	121	750	750
Preventative Health and Health Services Block Grant .....	1,328	4,056	4,043
Public Employees Occupational Safety and Health - State Plan .....	---	900	900
Public Health Laboratory Biomonitoring Planning .....	---	2,156	2,156
Rape Prevention and Education Program .....	1,246	1,962	1,896
Ryan White Part B - Emergency Relief .....	5,135	5,800	5,800
Ryan White Part B - Supplemental .....	932	1,500	1,500
Senior Farmers Market Nutrition Program .....	656	1,000	2,000
Supplemental Food Program - Women, Infants, and Children (WIC) .....	129,359	152,000	152,000
Surveillance, Epidemiology and End Results (SEER) .....	---	1,319	1,319
Tobacco Age of Sale Enforcement (TASE) .....	17	825	825
Tuberculosis Control Program .....	4,276	6,095	6,095
Venereal Disease Project .....	3,187	3,882	3,882
Vital Statistics Component .....	1,181	1,100	1,100
West Nile Virus - Laboratory .....	---	200	200
West Nile Virus - Public Health .....	718	1,942	1,942

**SCHEDULE 2  
FEDERAL REVENUES**  
(thousands of dollars)

	-----Fiscal Year Ending June 30-----		
	<b>2013</b>	<b>2014</b>	<b>2015</b>
	<b>Actual</b>	<b>Estimated</b>	<b>Estimated</b>
Women, Infants, and Children (WIC) Farmer's Market Nutrition Program .....	686	2,600	2,600
Various Federal Programs and Accruals .....	14,710	12,415	11,525
Subtotal, Department of Health .....	<u>315,959</u>	<u>432,846</u>	<u>429,877</u>
Department of Human Services:			
Block Grant Mental Health Services .....	10,918	12,251	12,251
Child Care Block Grant .....	93,339	112,289	116,304
Child Support Enforcement Program .....	168,365	208,154	216,763
Chronic Disease Self-Management Expansion .....	101	570	570
Developmental Disabilities Council .....	1,125	1,636	1,636
Electronic Health Records Provider Incentive Payments .....	41,784	125,645	125,645
FEMA Disaster Case Management Grant - Super Storm Sandy .....	1,000	---	---
Food Stamp Program .....	133,145	145,733	156,543
General Assistance Medicaid Waiver - Childless Adult Demonstration .....	---	15,000	20,000
Health Information Technology (HIT) .....	312	5,661	5,661
Hospital Mental Health Offset Payments .....	---	12,327	12,327
Hurricane Irene Crisis Counseling .....	247	---	---
National Family Caregiver Program .....	3,532	5,200	5,200
New Jersey Money Follows the Person .....	6,065	8,636	8,636
Older Americans Act - Title III .....	23,751	34,065	34,040
Projects for Assistance in Transition from Homelessness (PATH) .....	2,314	2,339	2,334
Refugee Resettlement Program .....	3,171	3,515	3,965
Social Services Block Grant .....	46,708	46,791	46,688
Strategic Prevention Framework .....	368	---	3,863
Substance Abuse Block Grant .....	32,707	46,560	46,560
Supplemental Nutrition Assistance Program - Education .....	---	7,000	7,000
Temporary Assistance to Needy Families Block Grant .....	354,381	410,419	418,821
Title XIX Child Residential .....	84,414	93,692	93,692
Title XIX Community Care Waiver .....	363,320	422,076	456,921
Title XIX ICF/MR .....	323,483	337,326	300,195
Title XIX Medical Assistance .....	4,331,961	5,618,729	7,207,244
Title XXI Children's Health Insurance Program .....	591,950	827,351	324,366
United States Department of Agriculture Older Americans .....	2,786	4,350	4,350
Vocational Rehabilitation Act, Section 120 .....	11,277	12,500	12,500
Various Federal Programs and Accruals .....	50,349	12,915	12,724
Subtotal, Department of Human Services .....	<u>6,682,873</u>	<u>8,532,730</u>	<u>9,960,799</u>
Department of Labor and Workforce Development:			
Comprehensive Services for Independent Living .....	719	600	600
Current Employment Statistics .....	2,158	2,913	2,865
Disability Determination Services .....	79,571	66,771	66,771
Disabled Veterans' Outreach Program .....	2,235	3,000	3,000
Emergency Unemployment Compensation - Reemployment Eligibility Assessments ..	3,690	---	---
Employment Services .....	18,935	27,209	27,209
Employment Services Grants - Alien Labor Certification .....	193	2,221	721
Local Veterans' Employment Representatives .....	1,159	1,600	1,600
National Council on Aging - Senior Community Services Employment Project .....	2,040	5,000	5,000
National Emergency Grant - Super Storm Sandy .....	4,232	---	---
Occupational Safety Health Act - On-Site Consultation .....	1,357	2,600	2,600
One Stop Labor Market Information .....	920	1,037	1,037
Public Employees Occupational Safety and Health Act .....	1,725	2,250	2,250
Redesigned Occupational Safety and Health (ROSH) .....	213	300	341
Reemployment Eligibility Assessments - State Administration .....	573	---	---
Rehabilitation of Supplemental Security Income Beneficiaries .....	228	2,000	2,000
Supported Employment .....	558	975	975
Technology Related Assistance Project .....	374	550	550
Trade Adjustment Assistance Project .....	5,728	4,200	4,200
Unemployment Insurance .....	155,342	194,065	182,031
Vocational Rehabilitation Act of 1973 .....	51,143	50,325	50,470
Work Opportunity Tax Credit .....	404	750	750
Workforce Investment Act .....	82,847	102,143	101,116
Workforce Investment Act - Adult and Continuing Education .....	13,820	21,113	21,446
Various Federal Programs and Accruals .....	(21,448)	1,890	1,890
Subtotal, Department of Labor and Workforce Development .....	<u>408,716</u>	<u>493,512</u>	<u>479,422</u>

**SCHEDULE 2  
FEDERAL REVENUES**  
(thousands of dollars)

	-----Fiscal Year Ending June 30-----		
	2013	2014	2015
	Actual	Estimated	Estimated
Department of Law and Public Safety:			
Anti Trafficking Task Force .....	---	200	200
Buffer Zone Protection Program .....	1,759	---	---
Bulletproof Vest Partnership .....	997	15	15
Citizen Corps Program .....	348	---	---
Collaborative Model - Combat Human Trafficking .....	---	500	500
Disaster Assistance - Other .....	52,714	---	---
Disaster Assistance- Super Storm Sandy .....	257,270	---	---
Domestic Marijuana Eradication Suppression Program .....	---	75	75
Emergency Management Performance Grant - Non Terrorism .....	15,319	8,500	8,500
Emergency Operation Center .....	2,336	---	---
Enforcing Underage Drinking Laws .....	397	---	---
Enhancement of Data Analysis Center .....	50	50	50
Equal Employment Opportunity Commission .....	367	350	377
Fatality Analysis Reporting System (FARS) .....	---	240	240
Flood Mitigation Assistance .....	290	9,000	9,000
Forensic Casework DNA Backlog Reduction .....	---	1,400	1,400
Hazardous Materials Transportation .....	353	510	510
High Risk Youth Offender Re-Entry Initiative .....	364	---	---
Highway Traffic Safety .....	8,280	25,752	25,752
Homeland Security Grant Program .....	25,141	5,993	5,993
Incident Command .....	1,124	1,500	1,500
Internet Crimes Against Children .....	224	400	400
Justice Assistance Grant (JAG) .....	4,622	4,613	4,613
Justice Information Sharing Solution .....	---	500	500
Juvenile Accountability Incentive Block Grant (JAIBG) .....	1,377	1,000	700
Juvenile Justice Delinquency Prevention .....	1,660	1,524	931
Medicaid Fraud Unit .....	4,204	4,053	4,053
Metropolitan Medical Response System .....	1,379	---	---
National Criminal History Program - Office of the Attorney General .....	50	4,000	4,000
Paul Coverdell National Forensic Science Improvement .....	127	500	500
Port Security .....	7,613	---	---
Pre-Disaster Mitigation Grant (Competitive) .....	---	5,000	5,000
Prescription Drug Monitoring Program .....	---	100	100
Project Safe Neighborhoods .....	178	500	500
Public Safety Interoperability Communications Grant Program .....	10,247	---	---
Recreational Boating Safety .....	---	4,000	4,000
Repetitive Flood Claim Program - FEMA .....	772	2,000	2,000
Residential Treatment for Substance Abuse .....	236	189	189
Safety Belt Performance Grants .....	3	3,705	---
Severe Repetitive Loss - FEMA .....	8,391	10,000	10,000
Sex Offender Registration and Notification Act (SORNA) .....	---	400	400
Solving Cold Cases .....	---	340	340
Title V Funding .....	83	---	---
UASI Nonprofit Security Grant Program (NSGP) .....	1,654	800	800
Urban Area Security Initiative (UASI) .....	45,998	21,663	21,663
Using DNA Technology to Identify the Missing .....	---	500	500
Victim Assistance Grants .....	14,922	11,598	11,598
Victim Compensation Award .....	2,946	5,000	5,000
Violence Against Women Act-Criminal Justice .....	4,211	3,211	3,288
Various Federal Programs and Accruals .....	(988)	440	400
Subtotal, Department of Law and Public Safety .....	477,018	140,121	135,587
Department of Military and Veterans' Affairs:			
Antiterrorism Program Manager .....	83	120	120
Armory Renovations and Improvements .....	2,614	4,500	4,500
Army Facilities Service Contracts .....	3,521	2,500	2,900
Army Guard 100% - Federal Economic Stimulus .....	82	---	---
Army Guard 50/50 - Federal Economic Stimulus .....	245	---	---
Army National Guard Electronic Security System .....	61	60	120
Army National Guard Statewide Security Agreement .....	386	700	700
Army National Guard Sustainable Range Program .....	---	80	80
Army Training and Technology Lab .....	251	600	600
Atlantic City Air Base - Service Contracts .....	2,211	2,650	2,650
Atlantic City Environmental .....	62	90	90
Atlantic City Operations and Maintenance .....	127	168	190
Atlantic City Sustainment, Restoration and Modernization .....	339	750	750

**SCHEDULE 2  
FEDERAL REVENUES**  
(thousands of dollars)

	-----Fiscal Year Ending June 30-----		
	2013	2014	2015
	Actual	Estimated	Estimated
Brigadier General Doyle Memorial Cemetery Building Project .....	5,033	7,000	10,000
Combined Logistics Facility .....	1,423	---	---
Coyle Field Atlantic City .....	24	35	60
Dining Facility Operations .....	91	150	150
Facilities Support Contract .....	4,341	9,000	10,000
Federal Distance Learning Program .....	58	80	80
Fire Fighter/Crash Rescue Service Cooperative Funding Agreement .....	1,252	2,000	2,000
Hazardous Waste Environmental Protection Program .....	1,175	1,600	1,600
McGuire Air Force Base - Service Contracts .....	847	2,200	2,200
McGuire Air Force Base Environmental .....	84	90	90
McGuire Operations and Maintenance .....	153	165	259
Medicare Part A Receipts for Resident Care and Operational Costs .....	9,508	10,668	11,049
National Guard Communications Agreement .....	460	700	700
Natural and Cultural Resources Management .....	8	5	20
New Jersey National Guard Challenge Youth Program .....	1,863	3,200	3,200
Paramus Multi-Purpose Room - Federal Economic Stimulus .....	284	---	---
Potable Water Distribution Project Sea Girt .....	41	---	---
Sea Girt Regional Training Institute - Construction .....	---	36,000	34,000
Training Site Facilities Maintenance Agreements .....	132	80	82
Training and Equipment - Pool Sites .....	431	597	600
Transitional Housing .....	252	164	---
Veterans' Education Monitoring .....	1,189	600	600
Warren Grove Sustainment Restoration & Modernization .....	1	10	10
Warren Grove/Coyle Field .....	30	60	60
Various Federal Programs and Accruals .....	2,256	4,000	4,000
<b>Subtotal, Department of Military and Veterans' Affairs .....</b>	<b>40,918</b>	<b>90,622</b>	<b>93,460</b>
<b>Department of State:</b>			
Americorps Grants .....	2,900	4,375	4,375
College Access Challenge Grant Program .....	2,857	2,229	---
Election Assistance for Persons with Disabilities .....	67	---	---
Federal Voting Assistance Program .....	451	---	---
Foster Grandparent Program .....	529	850	850
Gaining Early Awareness and Readiness for Undergraduate Programs (GEAR UP) .....	2,631	3,978	3,928
National Endowment for the Arts Partnership .....	183	900	900
National Health Service Corps - Student Loan Repayment Program .....	333	---	---
State Loan Repayment Program-ARRA .....	252	---	---
State Trade and Export Promotion Pilot Grant Program .....	1	300	---
Statewide Longitudinal Data Systems Grant .....	---	242	242
Student Loan Administrative Cost Deduction and Allowance .....	14,383	14,738	16,784
Various Federal Programs and Accruals .....	46	---	---
<b>Subtotal, Department of State .....</b>	<b>24,633</b>	<b>27,612</b>	<b>27,079</b>
<b>Department of Transportation:</b>			
Airport Fund .....	407	1,500	1,500
Boating Infrastructure Program (New Jersey Maritime Program) .....	25	1,600	1,600
Commercial Drivers' License Information System Modernization .....	238	---	---
Commercial Drivers' License Program .....	1,711	1,200	1,200
Commercial Vehicle Information Systems Network .....	59	---	---
Driver's License Security Grant Program .....	374	---	---
Highway Planning and Research .....	312	---	---
Metropolitan Planning Funds .....	416	---	---
Motor Carrier Safety Assistance Program .....	4,026	10,500	10,500
New Jersey Maritime Program - Ferry Boat .....	---	5,000	5,000
Performance & Registration Information Systems Management .....	123	---	---
Port Security Grant - Federal Economic Stimulus .....	950	---	---
Transportation Trust Fund - Federal Economic Stimulus .....	43,180	---	---
Various Federal Programs and Accruals .....	1,413	---	---
<b>Subtotal, Department of Transportation .....</b>	<b>53,234</b>	<b>19,800</b>	<b>19,800</b>
<b>Department of the Treasury:</b>			
Broadband Technology Opportunities Program - Federal Economic Stimulus .....	1,077	---	---
Division of Gas Expansion .....	---	826	826
Money Follows the Person Program - Elder Advocacy .....	---	702	702
New Jersey Spatial Data Infrastructure Implementation .....	50	---	---
Small Business Credit Initiative Grant, EDA .....	11,141	---	---
State Broadband Data and Development (Mapping) - Federal Economic Stimulus .....	3,523	---	---

**SCHEDULE 2  
FEDERAL REVENUES**  
(thousands of dollars)

	-----Fiscal Year Ending June 30-----		
	2013	2014	2015
	Actual	Estimated	Estimated
State Energy Conservation Program .....	2,085	3,783	3,783
Various Federal Programs and Accruals .....	(2,612)	---	---
Subtotal, Department of the Treasury .....	<u>15,264</u>	<u>5,311</u>	<u>5,311</u>
Judicial Branch--			
The Judiciary:			
Byrne Recovery - Probation Mental Health - Federal Economic Stimulus .....	1,307	---	---
Improving the Completeness of Firearms .....	---	450	---
National Instant Criminal Background Check System Record Improvement Act .....	565	---	---
SJI - eFiling Project .....	---	50	---
SMART Probation .....	---	800	---
Various Federal Programs and Accruals .....	1,478	1,325	1,325
Subtotal, The Judiciary .....	<u>3,350</u>	<u>2,625</u>	<u>1,325</u>
<i>Total Federal</i> .....	<u>10,076,557</u>	<u>11,826,906</u>	<u>13,447,513</u>
<b>Revolving:</b>			
Legislative Branch--			
Legislature:			
Various Revolving Funds .....	3	---	---
Executive Branch--			
Department of Community Affairs:			
Administration and Support Services .....	291	650	650
Liquid Petroleum Gas Education and Safety Board .....	470	525	600
Uniform Construction Code .....	13,181	14,500	17,000
Various Revolving Funds .....	45	---	---
Subtotal, Department of Community Affairs .....	<u>13,987</u>	<u>15,675</u>	<u>18,250</u>
Department of Corrections:			
Culinary Arts Vocational Program .....	56	70	70
Farm Operations .....	11,911	11,200	11,200
Institutional Care and Treatment .....	90	300	---
State Use .....	15,346	16,250	16,250
Subtotal, Department of Corrections .....	<u>27,403</u>	<u>27,820</u>	<u>27,520</u>
Department of Education:			
Administration and Support Services .....	2,089	1,850	1,850
Department of Environmental Protection:			
Administration and Support Services .....	63	160	160
Pesticide Control .....	331	300	300
Publicly-Funded Site Remediation .....	124	---	---
Subtotal, Department of Environmental Protection .....	<u>518</u>	<u>460</u>	<u>460</u>
Department of Health:			
Administration and Support Services .....	5,701	6,891	6,891
Laboratory Services .....	10,095	9,500	9,500
Subtotal, Department of Health .....	<u>15,796</u>	<u>16,391</u>	<u>16,391</u>
Department of Human Services:			
Administration and Support Services .....	1,023	1,143	1,143
Income Maintenance Management .....	4,808	8,056	8,479
Subtotal, Department of Human Services .....	<u>5,831</u>	<u>9,199</u>	<u>9,622</u>
Department of Labor and Workforce Development:			
Administration and Support Services .....	798	2,500	2,500
Research and Information .....	5	---	---
Subtotal, Department of Labor and Workforce Development .....	<u>803</u>	<u>2,500</u>	<u>2,500</u>
Department of Law and Public Safety:			
Criminal Justice .....	85	100	100

**SCHEDULE 2  
OTHER REVENUES**  
(thousands of dollars)

	-----Fiscal Year Ending June 30-----		
	<b>2013</b>	<b>2014</b>	<b>2015</b>
	<b>Actual</b>	<b>Estimated</b>	<b>Estimated</b>
Department of State:			
Museum Services .....	45	---	---
State Archives .....	103	---	---
Subtotal, Department of State .....	148	---	---
Department of Transportation:			
Administration and Support Services .....	123	---	---
Fuel Services .....	19,101	19,000	19,000
Subtotal, Department of Transportation .....	19,224	19,000	19,000
Department of the Treasury:			
Adjudication of Administrative Appeals .....	1,018	1,000	1,000
Automotive Services .....	30,234	29,460	29,460
Capitol Post Office .....	2,407	2,284	2,284
Printing Services .....	2,142	2,000	2,000
Property Management and Construction - Construction Management Services .....	4,798	3,965	3,965
Public Information Services .....	1,321	1,221	1,221
Purchasing and Inventory Management .....	48,245	47,149	47,149
Records Management Microfilm Unit Revolving Fund .....	840	400	400
Treasury Technology Services .....	---	10,323	10,323
Subtotal, Department of the Treasury .....	91,005	97,802	97,802
Total Revolving .....	176,892	190,797	193,495
<b>Total Other Revenues General Fund .....</b>	<b>14,115,214</b>	<b>16,702,947</b>	<b>18,558,772</b>
<b>SPECIAL TRANSPORTATION FUND</b>			
<b>General:</b>			
Transportation Trust Fund - Federal Highway Administration .....	703,963	885,976	768,261
Transportation Trust Fund - Federal Highway Administration - Super Storm Sandy .....	16,443	---	---
Transportation Trust Fund - Local Highway Funds .....	185,028	284,600	284,600
Transportation Trust Fund - Public Transportation .....	601,662	495,500	470,500
Transportation Trust Fund - State Highway Funds .....	606,712	443,900	469,900
	2,113,808	2,109,976	1,993,261
Total Special Transportation Fund .....	2,113,808	2,109,976	1,993,261
<b>TOTAL OTHER REVENUES .....</b>	<b>16,229,022</b>	<b>18,812,923</b>	<b>20,552,033</b>

**Note:** The "2013 Actual" represents amounts collected as of June 30, 2013 against grant awards made in fiscal year 2013. Therefore, the majority of federal Super Storm Sandy funds are not reflected in this schedule. Actual fiscal year 2013 grant awards are represented in the Departmental Budget Recommendations as a federal supplemental.

**SCHEDULE 3  
EXPENDITURES BUDGETED**

(thousands of dollars)

-----Fiscal Year Ending June 30-----

**2013                      2014                      2015**  
**Actual                      Estimated                      Estimated**

**GENERAL FUND**

**Legislative Branch**

Senate .....	12,485	11,700	11,700
General Assembly .....	17,512	18,217	18,217
Office of Legislative Services .....	32,013	31,357	31,023
Legislative Commissions .....	5,494	5,735	5,735
State Capitol Joint Management Commission .....	9,242	9,838	9,838
	<hr/>	<hr/>	<hr/>
	76,746	76,847	76,513

**Executive Branch**

Chief Executive .....	6,651	6,705	6,705
Department of Agriculture .....	23,153	19,682	19,682
Department of Banking and Insurance .....	56,944	64,013	64,013
Department of Children and Families .....	1,056,101	1,090,639	1,093,369
Department of Community Affairs .....	102,439	184,015	76,301
Department of Corrections .....	1,082,392	1,090,508	1,057,426
Department of Education .....	227,659	253,062	234,627
Department of Environmental Protection .....	380,643	372,909	366,083
Department of Health .....	353,853	370,751	338,727
Department of Human Services .....	6,463,515	5,995,002	6,164,655
Department of Labor and Workforce Development .....	199,866	158,121	163,661
Department of Law and Public Safety .....	591,384	519,859	502,821
Department of Military and Veterans' Affairs .....	98,929	95,754	95,504
Department of State .....	1,174,378	1,252,629	1,260,781
Department of Transportation .....	1,035,288	1,364,213	1,365,515
Department of the Treasury .....	1,359,226	1,358,012	1,264,389
Miscellaneous Commissions .....	973	776	776
	<hr/>	<hr/>	<hr/>
	14,213,394	14,196,650	14,075,035

**Interdepartmental Accounts**

Interdepartmental Services .....	697,887	625,777	642,696
Employee Benefits .....	3,019,609	3,436,485	3,746,655
Other Interdepartmental Accounts .....	27,951	52,517	12,925
Salary Increases and Other Benefits .....	10,411	16,865	109,708
	<hr/>	<hr/>	<hr/>
	3,755,858	4,131,644	4,511,984

**Judicial Branch**

The Judiciary .....	651,904	687,919	692,419
	<hr/>	<hr/>	<hr/>
	651,904	687,919	692,419

<b>Total General Fund .....</b>	<b>18,697,902</b>	<b>19,093,060</b>	<b>19,355,951</b>
---------------------------------	-------------------	-------------------	-------------------

**CASINO CONTROL FUND**

Department of Law and Public Safety .....	46,264	52,678	52,203
Department of the Treasury .....	7,916	8,205	8,205
	<hr/>	<hr/>	<hr/>
<b>Total Casino Control Fund .....</b>	<b>54,180</b>	<b>60,883</b>	<b>60,408</b>

**CASINO REVENUE FUND**

Department of Health .....	528	529	529
Department of Human Services .....	291,823	360,440	289,651
Department of Labor and Workforce Development .....	2,196	2,196	2,196
Department of Law and Public Safety .....	92	92	92
Department of Transportation .....	24,632	20,343	18,264
	<hr/>	<hr/>	<hr/>
<b>Total Casino Revenue Fund .....</b>	<b>319,271</b>	<b>383,600</b>	<b>310,732</b>

**GUBERNATORIAL ELECTIONS FUND**

Department of Law and Public Safety .....	1,821	10,799	---
---	-------	--------	-----

**PROPERTY TAX RELIEF FUND**

Department of Community Affairs .....	358,775	576,426	716,335
Department of Corrections .....	---	---	22,500
Department of Education .....	11,511,083	12,229,093	12,742,601
Department of Environmental Protection .....	---	---	2,700
Department of Human Services .....	152,810	130,165	184,566
Department of Law and Public Safety .....	---	---	2,000
Department of the Treasury .....	734,465	784,854	1,037,518
	<hr/>	<hr/>	<hr/>
<b>Total Property Tax Relief Fund .....</b>	<b>12,757,133</b>	<b>13,720,538</b>	<b>14,708,220</b>

<b>GRAND TOTAL EXPENDITURES BUDGETED .....</b>	<b>31,830,307</b>	<b>33,268,880</b>	<b>34,435,311</b>
--	-------------------	-------------------	-------------------



**SCHEDULE 4  
EXPENDITURES NOT BUDGETED**  
(thousands of dollars)

	-----Fiscal Year Ending June 30-----		
	2013	2014	2015
	Actual	Estimated	Estimated
<b>GENERAL FUNDS</b>			
<b>Dedicated Funds</b>			
Chief Executive .....	809	775	775
Department of Agriculture .....	7,107	10,041	9,633
Department of Banking and Insurance .....	422	480	440
Department of Children and Families .....	52,174	52,069	51,409
Department of Community Affairs .....	60,029	83,169	79,259
Department of Corrections .....	26,103	27,768	23,063
Department of Education .....	16,660	13,424	11,902
Department of Environmental Protection .....	44,256	93,342	135,343
Department of Health .....	761,362	769,922	766,998
Department of Human Services .....	393,555	776,808	970,966
Department of Labor and Workforce Development .....	186,333	250,936	278,162
Department of Law and Public Safety .....	211,730	194,942	196,868
Department of Military and Veterans' Affairs .....	490	5,134	5,405
Department of State .....	17,255	15,524	16,464
Department of Transportation .....	931,458	1,087,478	1,087,776
Department of the Treasury .....	1,099,442	1,176,127	1,161,897
Interdepartmental Accounts .....	31,570	59,133	52,513
The Judiciary .....	74,642	68,172	68,891
<i>Total Dedicated Funds</i> .....	<i>3,915,397</i>	<i>4,685,244</i>	<i>4,917,764</i>
<b>Federal Funds</b>			
Department of Agriculture .....	384,710	438,709	451,551
Department of Banking and Insurance .....	789	---	---
Department of Children and Families .....	482,370	506,474	506,192
Department of Community Affairs .....	787,154	429,224	422,545
Department of Corrections .....	9,634	11,354	10,982
Department of Education .....	853,519	815,792	815,792
Department of Environmental Protection .....	57,165	202,762	411,068
Department of Health .....	605,364	730,990	690,915
Department of Human Services .....	5,965,412	7,757,386	9,218,459
Department of Labor and Workforce Development .....	449,149	520,175	505,752
Department of Law and Public Safety .....	391,099	141,539	136,670
Department of Military and Veterans' Affairs .....	48,539	90,622	93,460
Department of State .....	26,575	27,612	27,079
Department of Transportation .....	16,804	19,800	19,800
Department of the Treasury .....	14,004	11,671	11,620
The Judiciary .....	112,862	122,796	125,628
<i>Total Federal Funds</i> .....	<i>10,205,149</i>	<i>11,826,906</i>	<i>13,447,513</i>
<b>Revolving Funds</b>			
Department of Community Affairs .....	13,423	15,675	18,250
Department of Corrections .....	27,682	27,820	27,520
Department of Education .....	2,353	1,850	1,850
Department of Environmental Protection .....	700	460	460
Department of Health .....	21,577	16,391	16,391
Department of Human Services .....	5,636	9,199	9,622
Department of Labor and Workforce Development .....	2,228	2,500	2,500
Department of Law and Public Safety .....	37	100	100
Department of State .....	149	---	---
Department of Transportation .....	19,082	19,000	19,000
Department of the Treasury .....	93,494	97,802	97,802
<i>Total Revolving Funds</i> .....	<i>186,361</i>	<i>190,797</i>	<i>193,495</i>
<b>Total Expenditures General Fund</b> .....	<b>14,306,907</b>	<b>16,702,947</b>	<b>18,558,772</b>
<b>SPECIAL TRANSPORTATION TRUST FUND</b>			
Department of Transportation .....	2,401,999	2,109,976	1,993,261
<b>GRAND TOTAL EXPENDITURES NOT BUDGETED</b> .....	<b>16,708,906</b>	<b>18,812,923</b>	<b>20,552,033</b>

## **The Annual Tax Expenditure Report**

Pursuant to P.L. 2009, c.189, the State must prepare, in time for the Governor's annual Budget Message, a report of all State tax expenditures made in the last completed fiscal year, the current fiscal year, and the fiscal year to which the Budget Message applies.

This year's Tax Expenditure Report, is the fifth the State has issued. It includes expanded information on the objective or purpose of many tax expenditures and also includes several new categories of tax expenditures that were not part of previous reports.

The report may be accessed at:

<http://www.state.nj.us/treasury/taxation/taxexpenditurereport.shtml>