

SUMMARIES OF APPROPRIATIONS

THE BUDGET IN BRIEF

GENERAL FUND

Resources

Undesignated fund balance, July 1, 1990	1,000,000	
Revenues anticipated and Adjustments	9,146,585,000	
Total Resources		9,147,585,000

Recommendations

Direct State Services	4,424,224,000	
Grants-in-Aid	2,022,680,000	
State Aid	1,499,879,000	
Capital Construction	331,000,000	
Debt Service	369,802,000	
Total Recommendations		8,647,585,000
Restoration of Capital Lapses		255,000,000
Undesignated fund balance, June 30, 1991		245,000,000

PROPERTY TAX RELIEF FUND

Resources

Undesignated fund balance, July 1, 1990		
Revenues anticipated from Gross Income Tax and Adjustments	3,140,000,000	
Total Resources	3,140,000,000	

Recommendations

State aid		3,140,000,000
Undesignated fund balance, June 30, 1991		-----

CASINO CONTROL FUND

Resources

Revenue anticipated		60,660,000
---------------------------	--	------------

Recommendations

Regulation of Casino Gambling		60,660,000
Undesignated fund balance, June 30, 1991		-----

GUBERNATORIAL ELECTIONS FUND

Resources

Undesignated fund balance, July 1, 1990	(12,000,000)	
Revenue anticipated and Adjustments	2,000,000	
Total Resources		(10,000,000)

Recommendations

Public Financing of Elections		-----
Undesignated Fund Balance, June 30, 1991		(10,000,000)

CASINO REVENUE FUND

Resources

Undesignated fund balance, July 1, 1990	199,000,000	
Revenue anticipated and Adjustments	260,324,000	
Total Resources		459,324,000

Recommendations

Programs for senior citizens and handicapped persons		297,324,000
Undesignated fund balance, June 30, 1991		162,000,000

SUMMARIES OF APPROPRIATIONS

SUMMARY OF FISCAL YEAR 1990—1991 RECOMMENDATIONS (thousands of dollars)

	Fiscal 1990 Adjusted Appropriation	1991 Kean Admin. Request	Fiscal 1991 Recommended	Dollar Change from Approp.	Percent Change from Approp.	Dollar Change from Kean Admin. Request	Percent Change from Kean Admin. Request
GENERAL FUND AND PROPERTY TAX RELIEF FUND							
Direct State Services							
Executive Departments	3,067,355	3,209,852	2,901,176	(166,179)	-5.4%	(308,676)	-9.6%
Legislature	41,624	47,859	44,541	2,917	7.0%	(3,318)	-6.9%
Judiciary	90,703	103,610	89,864	(839)	-0.9%	(13,746)	-13.3%
Interdepartmental	1,021,925	1,462,029	1,388,643	366,718	35.9%	(73,386)	-5.0%
<i>Subtotal Direct State Services</i>	<i>4,221,607</i>	<i>4,823,350</i>	<i>4,424,224</i>	<i>202,617</i>	<i>4.8%</i>	<i>(399,126)</i>	<i>-8.3%</i>
Grants-In-Aid	2,215,872	2,532,332	2,022,680	(193,192)	-8.7%	(509,652)	-20.1%
State Aid	4,630,291	5,320,437	4,639,879	9,588	0.2%	(680,558)	-12.8%
Capital Construction	386,000	549,971	331,000	(55,000)	-14.2%	(218,971)	-39.8%
Debt Service	372,051	369,802	369,802	(2,249)	-0.6%	—	0.0%
<i>Total General Fund and Property Tax Relief Fund</i>	<i>11,825,821</i>	<i>13,595,892</i>	<i>11,787,585</i>	<i>(38,236)</i>	<i>-0.3%</i>	<i>(1,808,307)</i>	<i>-13.3%</i>
Casino Control Fund	60,700	62,988	60,660	(40)	-0.1%	(2,328)	-3.7%
Casino Revenue Fund	257,039	304,909	297,324	40,285	15.7%	(7,585)	-2.5%
Gubernatorial Elections Fund	4,471	—	—	(4,471)	-100.0%	—	0.0%
GRAND TOTAL STATE APPROPRIATIONS	12,148,031	13,963,789	12,145,569	(2,462)	0.0%	(1,818,220)	-13.0%

SUMMARY OF FISCAL YEAR 1990-91 APPROPRIATIONS (thousands of dollars)

Year Ending June 30, 1989					Year Ending June 30, 1991		
Orig. & (S)Supple- mental	Reapp. & (R)Recpts.	Transfers & (E)Emer- gencies	Total Available	Expended	1990 Adjusted Approp.	Kean Admin. Request	Recom- mended
4,106,120	219,208	-17,959	4,307,369	4,109,250			
1,763,096	31,727	21,372	1,816,195	1,791,530			
1,649,979	104,566	-7,390	1,747,155	1,660,245			
507,556	376,563	5,912	890,031	466,374			
366,128	—	—	366,128	356,078			
8,392,879	732,064	1,935	9,126,878	8,383,477			
3,182,907	—	—	3,182,907	3,167,285			
60,932	—	1	60,933	58,876			
256,534	4,275	1	260,810	242,143			
10,800	—	—	10,800	8,671			
11,904,052	736,339	1,937	12,642,328	11,860,452			
					General Fund		
					Direct State Services	4,221,607	4,424,224
					Grants-in-Aid	1,910,472	2,022,680
					State Aid	1,774,991	1,499,879
					Capital Construction	386,000	331,000
					Debt Service	372,051	369,802
					Total General Fund	8,665,121	8,647,585
					Property Tax Relief Fund	3,160,700	3,140,000
					Casino Control Fund	60,700	60,660
					Casino Revenue Fund	257,039	297,324
					Gubernatorial Elections Fund	4,471	—
					GRAND TOTAL, STATE APPROPRIATIONS	12,148,031	12,145,569

SUMMARIES OF APPROPRIATIONS

SUMMARY OF APPROPRIATIONS BY ORGANIZATION (thousands of dollars)

Year Ending June 30, 1989					Year Ending June 30, 1991			
Orig. & (S)Supple- mental	Reapp. & (R)Recpts.	Transfers & (E)Emer- gencies	Total Available	Expended	1990 Adjusted Approp.	Kean Admin. Request	Recom- mended	
GENERAL FUND								
Direct State Services								
Legislative Branch								
6,803	2,631	-177	9,257	6,754	6,366	6,769	6,769	
10,997	3,923	-118	14,802	12,953	9,978	12,584	12,584	
22,242	4,685	-4,466	22,461	21,124	21,099	22,789	20,882	
5,108	1,177	111	6,396	4,558	4,181	5,717	4,306	
<u>45,150</u>	<u>12,416</u>	<u>-4,650</u>	<u>52,916</u>	<u>45,389</u>	<u>41,624</u>	<u>47,859</u>	<u>44,541</u>	
Executive Branch								
5,275	50	245	5,570	5,321	5,538	5,416	5,196	
10,574	767	181	11,522	11,226	9,289	9,160	6,228	
5,919	7,230	156	13,305	6,695	6,916	6,667	6,081	
32,028	1,383	1,035	34,446	34,006	30,226	30,213	25,717	
27,549	7,443	-1,005	33,987	31,996	27,989	30,686	25,146	
376,266	7,107	12,049	395,422	391,574	458,117	487,015	480,162	
44,123	1,027	1,511	46,661	45,782	45,965	50,338	43,658	
126,799	36,583	1,742	165,124	142,699	126,529	141,179	107,268	
56,279	9,274	-510	65,043	56,578	54,653	56,443	51,570	
668,690	3,082	23,281	695,053	693,336	724,850	750,272	643,837	
565,844	8,228	11,653	585,725	574,263	586,514	634,977	604,518	
14,758	1,413	314	16,485	15,939	14,876	17,880	14,229	
56,398	7,583	2,780	66,761	65,917	58,871	58,146	49,852	
375,596	34,476	9,291	419,363	384,727	374,633	379,039	351,112	
43,771	2,216	1,025	47,012	46,113	48,014	49,273	46,170	
24,686	1,163	459	26,308	26,262	22,738	23,646	21,182	
48,905	723	1,249	50,877	50,167	54,745	55,312	51,390	
18,775	3,901	336	23,012	21,882	18,499	18,603	15,932	
179,022	30,075	-263	208,834	199,359	177,474	177,999	142,107	
221,991	15,518	2,253	239,762	230,199	219,651	226,025	208,689	
1,377	—	-1	1,376	1,343	1,268	1,563	1,132	
<u>2,904,625</u>	<u>179,242</u>	<u>67,781</u>	<u>3,151,648</u>	<u>3,035,384</u>	<u>3,067,355</u>	<u>3,209,852</u>	<u>2,901,176</u>	
Inter-Departmental Accounts								
112,000	7,000	—	119,000	118,893	132,900	172,100	172,100	
21,713	14,025	1,200	36,938	23,580	18,811	35,091	30,591	
765,229	—	14,924	780,153	777,667	857,814	1,047,101	1,008,215	
9,575	1,166	-3,281	7,460	6,091	7,400	6,737	6,737	
140,000	—	-101,051	38,949	4,680	5,000	201,000	171,000	
<u>1,048,517</u>	<u>22,191</u>	<u>-88,208</u>	<u>982,500</u>	<u>930,911</u>	<u>1,021,925</u>	<u>1,462,029</u>	<u>1,388,643</u>	
Judicial Branch								
107,828	5,359	7,118	120,305	97,566	90,703	103,610	89,864	
<u>107,828</u>	<u>5,359</u>	<u>7,118</u>	<u>120,305</u>	<u>97,566</u>	<u>90,703</u>	<u>103,610</u>	<u>89,864</u>	
<u>4,106,120</u>	<u>219,208</u>	<u>-17,959</u>	<u>4,307,369</u>	<u>4,109,250</u>	<u>4,221,607</u>	<u>4,823,350</u>	<u>4,424,224</u>	
					Total Direct State Services	<u>4,221,607</u>	<u>4,823,350</u>	<u>4,424,224</u>

SUMMARIES OF APPROPRIATIONS

SUMMARY OF APPROPRIATIONS BY ORGANIZATION (thousands of dollars)

Orig. & (S)Supple- mental	Year Ending June 30, 1989				Year Ending June 30, 1991		
	Reapp. & (R)Recpts.	Transfers & (E)Emer- gencies	Total Available	Expended	1990 Adjusted Approp.	Kean Admin. Request	Recom- mended
22,773	686	251	23,710	23,236	Grants-in-Aid		
27,434	3,536	2,671	33,641	33,623	Executive Branch		
48,425	231	-2,631	46,025	45,236	Department of Commerce, Energy and Economic Development 24,466 28,145 21,755		
14,435	102	81	14,618	14,530	Department of Community Affairs 24,360 29,830 23,029		
160	—	—	160	160	Department of Corrections 58,007 64,325 64,325		
46,258	1,171	264	47,693	44,085	Department of Education 7,863 11,957 9,184		
153,384	13,197	-524	166,057	156,920	Department of Environmental Protection — — —		
1,208,506	12,242	18,102	1,238,850	1,231,837	Department of Health 42,118 41,168 36,983		
15,320	264	-23	15,561	15,525	Department of Higher Education 148,607 185,753 135,169		
1,200	3	206	1,409	206	Department of Human Services 1,347,307 1,560,176 1,485,707		
945	—	—	945	792	Department of Labor 15,399 15,558 14,808		
22,846	95	-75	22,866	22,798	Department of Law and Public Safety 1,200 1,200 —		
199,500	—	3,597	203,097	201,079	Department of Military and Veterans Affairs 925 910 910		
1,761,186	31,527	21,919	1,814,632	1,790,027	Department of State 19,385 19,485 10,285		
1,910	200	-547	1,563	1,503	Department of Transportation 219,200 267,100 219,200		
1,910	200	-547	1,563	1,503	Total Executive Branch 1,908,837 2,225,607 2,021,355		
1,763,096	31,727	21,372	1,816,195	1,791,530	Judicial Branch		
1,647	—	—	1,647	1,647	The Judiciary 1,635 1,325 1,325		
261,595	6,787	—	268,382	267,998	Total Judicial Branch 1,635 1,325 1,325		
656,026	8,636	-139	664,523	654,932	Total Grants-in-Aid 1,910,472 2,226,932 2,022,680		
64,074	69,759	920	134,753	65,382	State Aid		
6,239	—	—	6,239	6,236	Executive Branch		
115,045	8,290	-898	122,437	120,575	Department of Commerce, Energy and Economic Development 3,541 3,779 3,779		
328,365	6,273	-7,273	327,365	326,811	Department of Community Affairs 260,650 295,650 243,875		
1,427	—	—	1,427	1,427	Department of Education 815,261 591,365 560,329		
1,860	4,401	—	6,261	1,753	Department of Environmental Protection 21,519 35,534 18,655		
213,701	420	—	214,121	213,484	Department of Health 6,239 6,239 —		
1,649,979	104,566	-7,390	1,747,155	1,660,245	Department of Higher Education 109,893 132,816 99,185		
—	4,304	6,000	10,304	2,544	Department of Human Services 334,631 354,251 352,474		
—	4,304	6,000	10,304	2,544	Department of State 1,720 1,994 1,720		
—	—	—	—	—	Department of Transportation 850 — —		
—	—	—	—	—	Department of the Treasury 220,687 219,862 219,862		
—	—	—	—	—	Total State Aid 1,774,991 1,641,490 1,499,879		
—	—	—	—	—	Capital Construction		
—	—	—	—	—	Legislative Branch		
—	—	—	—	—	Legislative Support Services — — —		
—	—	—	—	—	Total Legislative Branch — — —		

SUMMARIES OF APPROPRIATIONS

SUMMARY OF APPROPRIATIONS BY ORGANIZATION (thousands of dollars)

Year Ending June 30, 1989					Year Ending June 30, 1991			
Orig. & (S)Supple- mental	Reapp. & (R)Recpts.	Transfers & (E)Emer- gencies	Total Available	Expended		1990 Adjusted Approp.	Kean Admin. Request	Recom- mended
100	165	—	265	—	Executive Branch			
1,000	4	50	1,054	987	Department of Agriculture	—	205	—
10,589	12,456	62	23,107	4,912	Department of Commerce, Energy and Economic Development	5,000	1,375	—
55	5,553	—	5,608	2,215	Department of Corrections	—	12,814	—
56,700	166,252	-348	222,604	36,993	Department of Education	—	272	—
					Department of Environmental Protection	50,000	80,342	—
2,530	719	—	3,249	1,238	Department of Health	—	2,382	—
16,000	48,284	4	64,288	20,238	Department of Higher Education	—	20,000	—
14,713	24,423	-3,236	35,900	6,047	Department of Human Services	—	14,933	—
14,252	32,193	-2,875	43,570	13,274	Department of Law and Public Safety	—	22,247	—
1,524	3,136	4,105	8,765	5,630	Department of Military and Veterans Affairs	—	10,592	—
—	2,687	—	2,687	1,988	Department of State	—	773	—
331,200	13,129	1	344,330	340,333	Department of Transportation	331,000	331,000	331,000
58,891	63,068	2,199	124,158	29,993	Department of the Treasury	—	52,784	—
2	190	-50	142	-18	Miscellaneous Executive Commissions	—	252	—
507,556	372,259	-88	879,727	463,830	Total Executive Branch	386,000	549,971	331,000
507,556	376,563	5,912	890,031	466,374	Total Capital Construction	386,000	549,971	331,000
					Debt Service			
1,262	—	—	1,262	1,262	Executive Branch			
9,558	—	—	9,558	9,556	Department of Agriculture	1,212	4,455	4,455
					Department of Commerce, Energy and Economic Development	9,299	13,318	13,318
2,973	—	—	2,973	2,972	Department of Community Affairs	2,976	2,874	2,874
35,414	—	—	35,414	35,412	Department of Corrections	33,965	41,244	41,244
4,275	—	—	4,275	4,275	Department of Education	2,852	2,690	2,690
127,264	—	—	127,264	127,258	Department of Environmental Protection	125,017	140,712	140,712
77	—	—	77	77	Department of Health	72	68	68
35,837	—	—	35,837	35,830	Department of Higher Education	34,220	31,874	31,874
30,111	—	—	30,111	30,102	Department of Human Services	27,822	27,366	27,366
565	—	—	565	565	Department of Law and Public Safety	543	503	503
108,792	—	—	108,792	108,769	Department of Transportation	104,283	104,698	104,698
10,000	—	—	10,000	—	Department of the Treasury	29,790	—	—
366,128	—	—	366,128	356,078	Total Debt Service	372,051	369,802	369,802
8,392,879	732,064	1,935	9,126,878	8,383,477	Total General Fund	8,665,121	9,611,545	8,647,585
					PROPERTY TAX RELIEF FUND			
					Property Tax Relief Fund - Grants-in-Aid			
					Executive Branch			
307,500	—	—	307,500	304,893	Department of the Treasury	305,400	305,400	—
307,500	—	—	307,500	304,893	Total Property Tax Relief Fund - Grants-in-Aid	305,400	305,400	—

SUMMARIES OF APPROPRIATIONS

SUMMARY OF APPROPRIATIONS BY ORGANIZATION

(thousands of dollars)

Year Ending June 30, 1989					Year Ending June 30, 1991		
Orig. & (S) Supplemental	Reapp. & (R) Recpts.	Transfers & (E) Emergencies	Total Available	Expended	1990 Adjusted Approp.	Kean Admin. Request	Recommended
2,778,607	—	—	2,778,607	2,766,311	Property Tax Relief Fund – State Aid		
96,800	—	—	96,800	96,081	Executive Branch		
					Department of Education 2,789,000 3,615,097 3,096,150		
					Department of the Treasury 66,300 63,850 43,850		
2,875,407	—	—	2,875,407	2,862,392	<i>Total Property Tax Relief Fund – State Aid</i> 2,855,300 3,678,947 3,140,000		
3,182,907	—	—	3,182,907	3,167,285	Total Property Tax Relief Fund 3,160,700 3,984,347 3,140,000		
					CASINO CONTROL FUND		
					Casino Control Fund – Direct State Services		
					Executive Branch		
36,428	—	—	36,428	34,382	Department of Law and Public Safety 35,578 36,788 35,578		
24,504	—	1	24,505	24,494	Department of the Treasury 25,122 26,200 25,082		
60,932	—	1	60,933	58,876	Total Casino Control Fund 60,700 62,988 60,660		
					CASINO REVENUE FUND		
					Casino Revenue Fund – Direct State Services		
					Executive Branch		
4,950	—	-4,593	357	349	Department of Community Affairs 375 5,375 315		
174	—	51	225	181	Department of Health 233 233 233		
8,940	4,275	-2,335	10,880	8,511	Department of Human Services 12,724 10,500 12,270		
100	—	—	100	87	Department of Law and Public Safety 100 100 100		
14,164	4,275	-6,877	11,562	9,128	Total Casino Revenue Fund – Direct State Services 13,432 16,208 12,918		
					Casino Revenue Fund – Grants-in-Aid		
					Executive Branch		
5,000	—	4,593	9,593	9,568	Department of Community Affairs 8,775 8,775 8,775		
2,106	—	48	2,154	1,825	Department of Health 2,230 2,147 2,147		
201,681	—	2,237	203,918	189,303	Department of Human Services 197,257 241,099 236,804		
720	—	—	720	720	Department of Labor 1,440 1,440 1,440		
209,507	—	6,878	216,385	201,416	Total Casino Revenue Fund – Grants-in-Aid 209,702 253,461 249,166		
					Casino Revenue Fund – State Aid		
					Executive Branch		
14,963	—	—	14,963	14,963	Department of Transportation 16,725 18,060 18,060		
17,900	—	—	17,900	16,636	Department of the Treasury 17,180 17,180 17,180		
32,863	—	—	32,863	31,599	Total Casino Revenue Fund – State Aid 33,905 35,240 35,240		
256,534	4,275	1	260,810	242,143	Total Casino Revenue Fund 257,039 304,909 297,324		
					GUBERNATORIAL ELECTIONS FUND		
					Gubernatorial Elections Fund – Direct State Services		
					Executive Branch		
10,800	—	—	10,800	8,671	Department of Law and Public Safety 4,471 — —		
10,800	—	—	10,800	8,671	Total Gubernatorial Elections Fund 4,471 — —		
11,904,052	736,339	1,937	12,642,328	11,860,452	GRAND TOTAL STATE APPROPRIATIONS 12,148,031 13,963,789 12,145,569		

SUMMARIES OF APPROPRIATIONS

SUMMARY OF APPROPRIATIONS BY CATEGORY OR PURPOSE (thousands of dollars)

	1989 Expenditures	1990 Adjusted Appropriation	Kean Admin. Request	1991 Recom- mended
General Fund—				
Direct State Services—				
Personal Services	1,667,240	1,756,515	1,993,273	1,842,069
Materials and Supplies	166,561	165,409	174,579	167,374
Services Other Than Personal	263,676	253,076	265,425	245,048
Maintenance and Fixed Charges	187,685	194,811	238,370	231,179
Improvements and Equipment	85,903	52,138	57,869	46,092
Employee Pension and Health Benefits	777,667	857,814	1,047,101	1,008,215
Rutgers, The State University	233,061	242,627	248,416	216,514
University of Medicine and Dentistry of New Jersey	161,467	172,974	177,188	150,517
New Jersey Institute of Technology	41,179	43,925	45,560	38,308
State Colleges	257,629	265,324	279,108	238,498
Human Services Programs	19,400	20,133	23,598	19,978
Other	247,782	196,861	272,863	220,432
<i>Total Direct State Services</i>	<u>4,109,250</u>	<u>4,221,607</u>	<u>4,823,350</u>	<u>4,424,224</u>
Grants-in-Aid—				
Transit Subsidy	201,079	219,200	267,100	219,200
Student Aid-Scholarships and Grants	89,862	94,420	114,857	104,093
Support of Independent Higher Education Institutions ..	34,986	33,198	38,672	24,567
Commission on Science and Technology	22,825	24,216	27,795	21,755
Correctional Facilities	45,236	58,007	64,325	64,325
Support of the Arts	22,132	19,060	19,060	10,060
Income Maintenance (REACH)	18,904	36,993	63,260	47,316
Medicaid and Pharmaceutical Assistance to the Aged and Disabled	863,667	939,927	1,071,062	1,058,944
Youth and Family Services	148,353	158,266	184,018	166,582
Services for the Developmentally Disabled	95,348	104,351	107,247	104,351
Mental Health Services	94,629	96,528	122,414	96,528
Drug Abuse and AIDS Control	23,977	21,788	21,788	18,788
Other Human Service Programs	10,936	11,242	12,175	11,986
Other	119,596	93,276	113,159	74,185
<i>Total Grants-in-Aid</i>	<u>1,791,530</u>	<u>1,910,472</u>	<u>2,226,932</u>	<u>2,022,680</u>
State Aid—				
Educational	776,934	926,874	726,175	661,234
Welfare	277,770	298,506	312,349	312,349
Health	55,277	42,364	48,141	40,125
Payment to Counties and Municipalities	515,027	479,893	522,918	462,468
Other	35,237	27,354	31,907	23,703
<i>Total State Aid</i>	<u>1,660,245</u>	<u>1,774,991</u>	<u>1,641,490</u>	<u>1,499,879</u>
Capital Construction—				
Transportation	340,375	331,000	331,000	331,000
Environmental	36,993	50,000	80,342	—
Educational	22,411	—	20,272	—
Institutional	10,959	—	27,747	—
All Other	55,636	5,000	90,610	—
<i>Total Capital Construction</i>	<u>466,374</u>	<u>386,000</u>	<u>549,971</u>	<u>331,000</u>

SUMMARIES OF APPROPRIATIONS

SUMMARY OF APPROPRIATIONS BY CATEGORY OR PURPOSE (thousands of dollars)

	1989 Expenditures	1990 Adjusted Appropriation	Kean Admin. Request	1991 Recom- mended
Debt Service—				
Principal	186,055	183,123	198,251	198,251
Interest	170,023	188,928	171,551	171,551
<i>Total Debt Service</i>	<u>356,078</u>	<u>372,051</u>	<u>369,802</u>	<u>369,802</u>
<i>Total General Fund</i>	<u>8,383,477</u>	<u>8,665,121</u>	<u>9,611,545</u>	<u>8,647,585</u>
Property Tax Relief Fund—				
Homestead Rebates	304,893	305,400	305,400	—
Educational	2,766,311	2,789,000	3,615,097	3,096,150
Payments to Municipalities	96,081	66,300	63,850	43,850
<i>Total Property Tax Relief Fund</i>	<u>3,167,285</u>	<u>3,160,700</u>	<u>3,984,347</u>	<u>3,140,000</u>
Casino Control Fund – Direct State Services—				
Enforcement	34,382	35,578	36,788	35,578
Administration	24,494	25,122	26,200	25,082
<i>Total Casino Control Fund – Direct State Services</i>	<u>58,876</u>	<u>60,700</u>	<u>62,988</u>	<u>60,660</u>
Casino Revenue Fund—				
Programs for Senior Citizens and the Disabled	242,143	257,039	304,909	297,324
<i>Total Casino Revenue Fund</i>	<u>242,143</u>	<u>257,039</u>	<u>304,909</u>	<u>297,324</u>
Gubernatorial Elections Fund – Direct State Services—				
Public Financing of Gubernatorial General Election	8,671	4,471	—	—
<i>Total Gubernatorial Elections Fund – Direct State Services</i>	<u>8,671</u>	<u>4,471</u>	<u>—</u>	<u>—</u>
GRAND TOTAL STATE APPROPRIATIONS	<u>11,860,452</u>	<u>12,148,031</u>	<u>13,963,789</u>	<u>12,145,569</u>

SUMMARIES OF APPROPRIATIONS

SUMMARY OF APPROPRIATIONS BY STATEWIDE PROGRAM (thousands of dollars)

Year Ending June 30, 1989					Year Ending June 30, 1991		
Orig. & (S)Supple- mental	Reapp. & (R)Recpts.	Transfers & (E)Emer- gencies	Total Available	Expended	1990 Adjusted Approp.	Kean Admin. Request	Recom- mended
GENERAL FUND							
Direct State Services							
10. Public Safety and Criminal Justice							
121,918	16,495	-3,432	134,981	119,344	118,027	120,004	107,236
187,877	8,338	11,414	207,629	191,690	186,789	190,659	180,703
10,341	3,185	90	13,616	11,047			
13,219	1,668	155	15,042	14,679			
107,828	5,359	7,118	120,305	97,566			
308,882	5,271	6,317	320,470	317,615			
20,071	437	119	20,627	20,199			
32,469	965	2,119	35,553	35,064			
22,920	478	3,980	27,378	27,126			
825,525	42,196	27,880	895,601	834,330			
37,608	6,083	-2,165	41,526	33,800			
10,781	2,941	408	14,130	13,466			
188,660	601	24,415	213,676	212,989			
21,167	2,867	-136	23,898	21,546			
7,890	250	1,247	9,387	9,312			
266,106	12,742	23,769	302,617	291,113			
2,833	5	49	2,887	2,872			
210,012	620	13,909	224,541	223,309			
9,702	68	26	9,796	9,286			
15,956	681	1,131	17,768	17,169			
9,951	49	154	10,154	10,039			
668,690	3,082	23,281	695,053	693,336			
17,860	1,069	386	19,315	19,077			
935,004	5,574	38,936	979,514	975,088			
18,460	6,929	-1,798	23,591	21,718			
29,282	10,207	231	39,720	34,088			
35,256	13,061	51	48,368	42,070			
30,429	12,771	557	43,757	33,333			
26,833	591	326	27,750	27,453			
10,805	118	592	11,515	11,490			
151,065	43,677	-41	194,701	170,152			
					GENERAL FUND		
					Direct State Services		
					10. Public Safety and Criminal Justice		
					118,027	120,004	107,236
					186,789	190,659	180,703
					10,931	10,603	9,290
					12,442	13,013	11,504
					90,703	103,610	89,864
					378,803	408,138	404,869
					23,503	23,596	22,214
					39,467	37,570	37,363
					24,837	26,609	23,060
					885,502	933,802	886,103
					20. Physical and Mental Health		
					35,759	34,895	32,020
					10,755	12,704	12,237
					210,321	233,478	225,356
					21,137	25,129	21,647
					8,139	8,844	7,313
					286,111	315,050	298,573
					30. Educational, Cultural and Intellectual Development		
					3,026	2,891	2,717
					235,206	243,645	238,353
					10,220	10,222	9,598
					17,379	21,293	16,977
					9,744	10,594	8,936
					724,850	750,272	643,837
					18,063	17,581	15,950
					1,018,488	1,056,498	936,368
					40. Community Development and Environmental Management		
					19,009	20,810	17,444
					29,888	30,086	26,703
					31,833	31,952	27,855
					31,048	44,755	19,296
					28,038	28,268	26,474
					10,817	11,466	9,622
					150,633	167,337	127,394

SUMMARIES OF APPROPRIATIONS

SUMMARY OF APPROPRIATIONS BY STATEWIDE PROGRAM (thousands of dollars)

Year Ending June 30, 1989					Year Ending June 30, 1991			
Orig. & (S) Supplemental	Reapp. & (R) Recpts.	Transfers & (E) Emergencies	Total Available	Expended		1990 Adjusted Approp.	Kean Admin. Request	Recommended
31,001	1,284	1,287	33,572	32,881	50. Economic Planning, Development and Security			
46,549	9,752	481	56,782	49,230	51. Economic Planning and Development	26,995	27,254	22,238
85,133	8,912	-33,800	60,245	56,695	52. Economic Regulation	47,299	50,201	43,388
10,776	129	2,388	13,293	13,033	53. Economic Assistance and Security	55,079	55,692	47,786
76,350	616	4,370	81,336	81,214	54. Manpower and Employment Services	10,241	10,249	9,489
249,809	20,693	-25,274	245,228	233,053	55. Social Services Programs	86,736	93,284	88,067
					Total Appropriation	226,350	236,680	210,968
157,982	27,128	2,137	187,247	178,145	60. Transportation Programs			
21,040	2,947	-2,400	21,587	21,214	61. State Highway Facilities	157,756	156,912	123,578
					64. Planning and General Management Support	19,718	21,087	18,529
179,022	30,075	-263	208,834	199,359	Total Appropriation	177,474	177,999	142,107
45,150	12,416	-4,650	52,916	45,389	70. Government Direction, Management and Control			
21,843	2,426	491	24,760	24,279	71. Legislative Activities	41,624	47,859	44,541
102,650	4,911	1,365	108,926	105,226	72. Governmental Review and Oversight	23,777	24,049	21,991
1,183,897	34,579	-87,213	1,131,263	1,074,412	73. Financial Administration	105,267	108,924	100,930
43,001	2,583	5,463	51,047	46,373	74. General Government Services	1,151,691	1,593,520	1,510,869
1,396,541	56,915	-84,544	1,368,912	1,295,679	76. Management and Administration	40,260	46,543	35,921
					Total Appropriation	1,362,619	1,820,895	1,714,252
72,496	6,788	708	79,992	79,042	80. Special Government Services			
30,552	548	870	31,970	31,434	82. Protection of Citizens' Rights	78,858	78,829	73,793
103,048	7,336	1,578	111,962	110,476	83. Services to Veterans	35,572	36,260	34,666
4,106,120	219,208	-17,959	4,307,369	4,109,250	Total Appropriation	114,430	115,089	108,459
					Total Direct State Services	4,221,607	4,823,350	4,424,224
					Grants-in-Aid			
	3	200	203	200	10. Public Safety and Criminal Justice			
1,200			1,200		12. Law Enforcement			
1,910	200	-547	1,563	1,503	13. Special Law Enforcement Activities	1,200	1,200	
48,345	231	-3,109	45,467	44,678	15. Judicial Services	1,635	1,325	1,325
80		478	558	558	16. Detention and Rehabilitation	57,568	63,749	63,749
		6	6	6	18. Juvenile Correctional Services	439	576	576
					19. Central Planning, Direction and Management			
51,535	434	-2,972	48,997	46,945	Total Appropriation	60,842	66,850	65,650

SUMMARIES OF APPROPRIATIONS

SUMMARY OF APPROPRIATIONS BY STATEWIDE PROGRAM (thousands of dollars)

Year Ending June 30, 1989					Year Ending June 30, 1991			
Orig. & (S)Supple- mental	Reapp. & (R)Recpts.	Transfers & (E)Emer- gencies	Total Available	Expended		1990 Adjusted Approp.	Kean Admin. Request	Recom- mended
45,783	1,171	264	47,218	43,610	20. Physical and Mental Health			
475	—	—	475	475	21. Health Services	41,643	40,693	36,983
94,690	276	1,191	96,157	94,629	22. Health Planning and Evaluation	475	475	—
866,525	10,824	-11,163	866,186	863,667	23. Mental Health Services	96,528	122,414	96,528
1,007,473	12,271	-9,708	1,010,036	1,002,381	24. Special Health Services	939,927	1,071,062	1,058,944
					Total Appropriation	1,078,573	1,234,644	1,192,455
					30. Educational, Cultural and Intellectual Development			
6,480	—	—	6,480	6,471	31. Direct Educational Services and Assistance	2,200	639	339
87,094	51	8,315	95,460	95,348	32. Operation and Support of Educational Institutions	104,351	107,247	104,351
3,780	—	162	3,942	3,869	33. Supplemental Education and Training Programs	4,117	4,550	4,361
3,308	102	-49	3,361	3,293	34. Educational Support Services	1,988	8,093	7,995
4,425	—	—	4,425	4,414	35. Education Administration and Management	3,675	3,225	850
153,384	13,197	-524	166,057	156,920	36. Higher Educational Services	148,607	185,753	135,169
22,968	95	55	23,118	23,050	37. Cultural and Intellectual Development Services	19,385	19,485	10,285
281,439	13,445	7,959	302,843	293,365	Total Appropriation	284,323	328,992	263,350
					40. Community Development and Environmental Management			
17,019	2,993	2,111	22,123	22,121	41. Community Development Management	16,526	21,928	16,179
160	—	—	160	160	45. Recreational Resource Management	—	—	—
17,179	2,993	2,111	22,283	22,281	Total Appropriation	16,526	21,928	16,179
					50. Economic Planning, Development and Security			
22,773	686	251	23,710	23,236	51. Economic Planning and Development	24,466	28,145	21,755
1,400	—	19,119	20,519	18,904	53. Economic Assistance and Security	36,993	63,260	47,316
15,320	264	-23	15,561	15,525	54. Manpower and Employment Services	15,399	15,558	14,808
158,457	1,634	785	160,876	159,955	55. Social Services Programs	166,200	192,020	173,532
197,950	2,584	20,132	220,666	217,620	Total Appropriation	243,058	298,983	257,411
					60. Transportation Programs			
199,500	—	—	199,500	199,500	62. Public Transportation	218,500	266,400	218,500
—	—	3,597	3,597	1,579	64. Planning and General Management Support	700	700	700
199,500	—	3,597	203,097	201,079	Total Appropriation	219,200	267,100	219,200
					70. Government Direction, Management and Control			
7,075	—	253	7,328	7,067	76. Management and Administration	7,025	7,525	7,525
7,075	—	253	7,328	7,067	Total Appropriation	7,025	7,525	7,525

SUMMARIES OF APPROPRIATIONS

SUMMARY OF APPROPRIATIONS BY STATEWIDE PROGRAM (thousands of dollars)

Year Ending June 30, 1989					Year Ending June 30, 1991			
Orig. & (S) Supplemental	Reapp. & (R) Recpts.	Transfers & (E) Emergencies	Total Available	Expended		1990 Adjusted Approp.	Kean Admin. Request	Recommended
945	—	—	945	792	80. Special Government Services			
945	—	—	945	792	83. Services to Veterans	925	910	910
1,763,096	31,727	21,372	1,816,195	1,791,530	Total Appropriation	925	910	910
					Total Grants-in-Aid	1,910,472	2,226,932	2,022,680
					State Aid			
6,239	—	—	6,239	6,236	20. Physical and Mental Health			
47,863	—	1,178	49,041	49,041	21. Health Services	6,239	6,239	—
54,102	—	1,178	55,280	55,277	23. Mental Health Services	36,125	41,902	40,125
					Total Appropriation	42,364	48,141	40,125
98,245	6,586	-315	104,516	96,844	30. Educational, Cultural and Intellectual Development			
646	—	—	646	629	31. Direct Educational Services and Assistance	97,461	121,546	94,454
539,786	949	300	541,035	540,932	33. Supplemental Education and Training Programs	521	523	521
115,045	8,290	-898	122,437	120,575	34. Educational Support Services	700,970	453,187	452,242
18,776	1,101	-124	19,753	17,954	36. Higher Educational Services	109,893	132,816	99,185
772,498	16,926	-1,037	788,387	776,934	37. Cultural and Intellectual Development Services	18,029	18,103	14,832
					Total Appropriation	926,874	726,175	661,234
258,525	6,762	—	265,287	264,904	40. Community Development and Environmental Management			
39,110	4,013	—	43,123	5,433	41. Community Development Management	258,405	293,405	241,630
16,450	63,256	—	79,706	51,330	42. Natural Resource Management	—	3,663	—
—	725	—	725	319	43. Environmental Quality	13,015	22,140	13,015
3,000	142	1,000	4,142	2,600	44. Hazardous and Toxic Pollution Control	—	—	—
5,514	1,623	-80	7,057	5,700	45. Recreational Resource Management	3,000	3,500	1,500
322,599	76,521	920	400,040	330,286	46. Environmental Planning and Administration	5,504	6,231	4,140
					Total Appropriation	279,924	328,939	260,285
1,647	—	—	1,647	1,647	50. Economic Planning, Development and Security			
280,502	6,273	-8,451	278,324	277,770	51. Economic Planning and Development	3,541	3,779	3,779
3,070	25	—	3,095	3,094	53. Economic Assistance and Security	298,506	312,349	312,349
285,219	6,298	-8,451	283,066	282,511	55. Social Services Programs	2,245	2,245	2,245
					Total Appropriation	304,292	318,373	318,373
—	374	—	374	—	60. Transportation Programs			
1,860	4,027	—	5,887	1,753	62. Public Transportation	—	—	—
1,860	4,401	—	6,261	1,753	63. Local Highway Facilities	850	—	—
					Total Appropriation	850	—	—

SUMMARIES OF APPROPRIATIONS

SUMMARY OF APPROPRIATIONS BY STATEWIDE PROGRAM (thousands of dollars)

Year Ending June 30, 1989					Year Ending June 30, 1991		
Orig. & (S)Supple- mental	Reapp. & (R)Repts.	Transfers & (E)Emer- gencies	Total Available	Expended	1990 Adjusted Approp.	Kean Admin. Request	Recom- mended
500	—	—	500	—			
213,201	420	—	213,621	213,484			
213,701	420	—	214,121	213,484			
1,649,979	104,566	-7,390	1,747,155	1,660,245			
4,554	21,294	-3,000	22,848	10,445			
8,307	10,683	125	19,115	1,481			
1,024	3,130	205	4,359	2,829			
6,141	10,367	629	17,137	3,423			
—	495	—	495	125			
4,448	1,669	-567	5,550	1,371			
24,474	47,638	-2,608	69,504	19,674			
2,530	719	—	3,249	1,238			
7,400	7,118	—	14,518	2,936			
9,930	7,837	—	17,767	4,174			
4,568	5,153	—	9,721	3,038			
—	1	—	1	—			
—	14	—	14	10			
16,000	48,284	4	64,288	20,238			
1,000	3,567	50	4,617	1,890			
21,568	57,019	54	78,641	25,176			
3,385	28,198	-277	31,306	2,369			
2	—	—	2	2			
45,000	113,675	—	158,675	25,554			
8,090	24,203	-71	32,222	9,070			
325	301	—	626	—			
56,802	166,377	-348	222,831	36,995			
					70. Government Direction, Management and Control		
					72. Governmental Review and Oversight	—	—
					75. State Subsidies and Financial Aid	220,687	219,862
					Total Appropriation	220,687	219,862
					<i>Total State Aid</i>	1,774,991	1,641,490
					Capital Construction		
					10. Public Safety and Criminal Justice		
					11. Vehicular Safety	—	7,165
					12. Law Enforcement	—	15,082
					14. Military Services	—	10,592
					16. Detention and Rehabilitation	—	9,159
					18. Juvenile Correctional Services	—	1,144
					19. Central Planning, Direction and Management	—	2,511
					Total Appropriation	—	45,653
					20. Physical and Mental Health		
					21. Health Services	—	2,382
					23. Mental Health Services	—	6,000
					Total Appropriation	—	8,382
					30. Educational, Cultural and Intellectual Development		
					32. Operation and Support of Educational Institutions	—	6,272
					33. Supplemental Education and Training Programs	—	—
					35. Education Administration and Management	—	—
					36. Higher Educational Services	—	20,000
					37. Cultural and Intellectual Development Services	—	2,148
					Total Appropriation	—	28,420
					40. Community Development and Environmental Management		
					42. Natural Resource Management	—	15,394
					43. Environmental Quality	—	378
					44. Hazardous and Toxic Pollution Control	50,000	45,000
					45. Recreational Resource Management	—	17,954
					46. Environmental Planning and Administration	—	1,823
					Total Appropriation	50,000	80,549

SUMMARIES OF APPROPRIATIONS

SUMMARY OF APPROPRIATIONS BY STATEWIDE PROGRAM (thousands of dollars)

Year Ending June 30, 1989					Year Ending June 30, 1991		
Orig. & (S) Supple- mental	Reapp. & (R) Recpts.	Transfers & (E) Emer- gencies	Total Available	Expended	1990 Adjusted Approp.	Kean Admin. Request	Recom- mended
—	40	—	40	—	50. Economic Planning, Development and Security		
—	344	—	344	122	51. Economic Planning and Development		
—	384	—	384	122	5,000	—	—
					55. Social Services Programs		
					Total Appropriation		
331,000	12,776	1	343,777	340,133	—	400	—
200	353	—	553	200	60. Transportation Programs		
					61. State Highway Facilities		
331,200	13,129	1	344,330	340,333	331,000	331,000	331,000
					62. Public Transportation		
					Total Appropriation		
					331,000	331,000	331,000
					70. Government Direction, Management and Control		
—	4,304	6,000	10,304	2,544	71. Legislative Activities		
—	190	-50	140	-20	72. Governmental Review and Oversight		
26,891	56,470	2,199	85,560	28,198	—	250	—
34,800	23,068	-3,236	54,632	5,036	74. General Government Services		
					76. Management and Administration		
61,691	84,032	4,913	150,636	35,758	—	52,784	—
					Total Appropriation		
					—	55,567	—
					80. Special Government Services		
1,391	141	—	1,532	1,341	82. Protection of Citizens' Rights		
500	6	3,900	4,406	2,801	83. Services to Veterans		
1,891	147	3,900	5,938	4,142	—	—	—
507,556	376,563	5,912	890,031	466,374	Total Appropriation		
					—	—	—
					Total Capital Construction		
					386,000	549,971	331,000
					Debt Service		
35,979	—	—	35,979	35,977	10. Public Safety and Criminal Justice		
					19. Central Planning, Direction and Management		
35,979	—	—	35,979	35,977	34,508	41,747	41,747
					Total Appropriation		
					34,508	41,747	41,747
					20. Physical and Mental Health		
77	—	—	77	77	25. Health Administration		
77	—	—	77	77	72	68	68
					Total Appropriation		
					72	68	68
					30. Educational, Cultural and Intellectual Development		
4,275	—	—	4,275	4,275	35. Education Administration and Management		
35,837	—	—	35,837	35,830	2,852	2,690	2,690
444	—	—	444	444	34,220	31,874	31,874
					36. Higher Educational Services		
					37. Cultural and Intellectual Development Services		
40,556	—	—	40,556	40,549	412	392	392
					Total Appropriation		
					37,484	34,956	34,956

SUMMARIES OF APPROPRIATIONS

SUMMARY OF APPROPRIATIONS BY STATEWIDE PROGRAM (thousands of dollars)

Year Ending June 30, 1989					Year Ending June 30, 1991			
Orig. & (S)Supple- mental	Reapp. & (R)Recpts.	Transfers & (E)Emer- gencies	Total Available	Expended	1990 Adjusted Approp.	Kean Admin. Request	Recom- mended	
127,264	—	—	127,264	127,258				
127,264	—	—	127,264	127,258				
9,114	—	—	9,114	9,112				
9,114	—	—	9,114	9,112				
108,792	—	—	108,792	108,769				
108,792	—	—	108,792	108,769				
10,000	—	—	10,000	—				
34,346	—	—	34,346	34,336				
44,346	—	—	44,346	34,336				
366,128	—	—	366,128	356,078				
8,392,879	732,064	1,935	9,126,878	8,383,477				
					40. Community Development and Environmental Management			
					46. Environmental Planning and Administration	125,017	140,712	140,712
					Total Appropriation	125,017	140,712	140,712
					50. Economic Planning, Development and Security			
					51. Economic Planning and Development	8,887	12,926	12,926
					Total Appropriation	8,887	12,926	12,926
					60. Transportation Programs			
					64. Planning and General Management Support	104,283	104,698	104,698
					Total Appropriation	104,283	104,698	104,698
					70. Government Direction, Management and Control			
					73. Financial Administration	29,790	—	—
					76. Management and Administration	32,010	34,695	34,695
					Total Appropriation	61,800	34,695	34,695
					Total Debt Service	372,051	369,802	369,802
					Total General Fund	8,665,121	9,611,545	8,647,585
					PROPERTY TAX RELIEF FUND			
					Property Tax Relief Fund – Grants-in-Aid			
					70. Government Direction, Management and Control			
					75. State Subsidies and Financial Aid	305,400	305,400	—
					Total Appropriation	305,400	305,400	—
					Total Property Tax Relief Fund – Grants-in-Aid	305,400	305,400	—
					Property Tax Relief Fund – State Aid			
					30. Educational, Cultural and Intellectual Development			
					31. Direct Educational Services and Assistance	2,319,798	2,785,856	2,310,765
					33. Supplemental Education and Training Programs	15,627	16,188	14,427
					34. Educational Support Services	453,575	813,053	770,958
					Total Appropriation	2,789,000	3,615,097	3,096,150

SUMMARIES OF APPROPRIATIONS

SUMMARY OF APPROPRIATIONS BY STATEWIDE PROGRAM (thousands of dollars)

Year Ending June 30, 1989					Year Ending June 30, 1991			
Orig. & (S) Supplemental	Reapp. & (R) Recpts.	Transfers & (E) Emergencies	Total Available	Expended	1990 Adjusted Approp.	Kean Admin. Request	Recommended	
96,800	—	—	96,800	96,081				
96,800	—	—	96,800	96,081				
2,875,407	—	—	2,875,407	2,862,392				
3,182,907	—	—	3,182,907	3,167,285				
36,428	—	—	36,428	34,382				
36,428	—	—	36,428	34,382				
24,504	—	1	24,505	24,494				
24,504	—	1	24,505	24,494				
60,932	—	1	60,933	58,876				
174	—	51	225	181				
3,692	4,275	-1,695	6,272	5,229				
3,866	4,275	-1,644	6,497	5,410				
32	—	—	32	32				
32	—	—	32	32				
5,216	—	-640	4,576	3,250				
4,950	—	-4,593	357	349				
10,166	—	-5,233	4,933	3,599				
100	—	—	100	87				
100	—	—	100	87				
14,164	4,275	-6,877	11,562	9,128				
					70. Government Direction, Management and Control			
					75. State Subsidies and Financial Aid	66,300	63,850	43,850
					Total Appropriation	66,300	63,850	43,850
					Total Property Tax Relief Fund - State Aid	2,855,300	3,678,947	3,140,000
					Total Property Tax Relief Fund	3,160,700	3,984,347	3,140,000
					CASINO CONTROL FUND			
					Casino Control Fund - Direct State Services			
					10. Public Safety and Criminal Justice			
					13. Special Law Enforcement Activities	35,578	36,788	35,578
					Total Appropriation	35,578	36,788	35,578
					70. Government Direction, Management and Control			
					73. Financial Administration	25,122	26,200	25,082
					Total Appropriation	25,122	26,200	25,082
					Total Casino Control Fund	60,700	62,988	60,660
					CASINO REVENUE FUND			
					Casino Revenue Fund - Direct State Services			
					20. Physical and Mental Health			
					21. Health Services	233	233	233
					24. Special Health Services	8,373	6,588	8,015
					Total Appropriation	8,606	6,821	8,248
					30. Educational, Cultural and Intellectual Development			
					32. Operation and Support of Educational Institutions	32	32	32
					Total Appropriation	32	32	32
					50. Economic Planning, Development and Security			
					53. Economic Assistance and Security	4,319	3,880	4,223
					55. Social Services Programs	375	5,375	315
					Total Appropriation	4,694	9,255	4,538
					80. Special Government Services			
					82. Protection of Citizens' Rights	100	100	100
					Total Appropriation	100	100	100
					Total Casino Revenue Fund - Direct State Services	13,432	16,208	12,918

SUMMARIES OF APPROPRIATIONS

SUMMARY OF APPROPRIATIONS BY STATEWIDE PROGRAM (thousands of dollars)

Year Ending June 30, 1989					Year Ending June 30, 1991		
Orig. & (S)Supple- mental	Reapp. & (R)Recpts.	Transfers & (E)Emer- gencies	Total Available	Expended	1990 Adjusted Approp.	Kean Admin. Request	Recom- mended
					Casino Revenue Fund - Grants-in-Aid		
					20. Physical and Mental Health		
2,106	—	48	2,154	1,825	2,230	2,147	2,147
107,735	—	275	108,010	94,458	107,201	141,857	139,296
109,841	—	323	110,164	96,283			
					Total Appropriation		
					109,431	144,004	141,443
					30. Educational, Cultural and Intellectual Development		
					32. Operation and Support of Educational Institutions		
22,968	—	—	22,968	22,968	23,955	25,412	24,562
22,968	—	—	22,968	22,968			
					Total Appropriation		
					23,955	25,412	24,562
					40. Community Development and Environmental Management		
					41. Community Development Management		
4,000	—	—	4,000	4,000	3,200	3,200	3,200
4,000	—	—	4,000	4,000			
					Total Appropriation		
					3,200	3,200	3,200
					50. Economic Planning, Development and Security		
					53. Economic Assistance and Security		
64,378	—	2,062	66,440	66,438	59,601	65,524	64,946
720	—	—	720	720			
5,500	—	4,593	10,093	9,247	1,440	1,440	1,440
70,598	—	6,655	77,253	76,405	10,075	10,381	10,075
					Total Appropriation		
					71,116	77,345	76,461
					70. Government Direction, Management and Control		
					76. Management and Administration		
2,100	—	-100	2,000	1,760	2,000	3,500	3,500
2,100	—	-100	2,000	1,760			
209,507	—	6,878	216,385	201,416			
					Total Casino Revenue Fund - Grants-in-Aid		
					209,702	253,461	249,166
					Casino Revenue Fund - State Aid		
					60. Transportation Programs		
					62. Public Transportation		
14,963	—	—	14,963	14,963	16,725	18,060	18,060
14,963	—	—	14,963	14,963			
					Total Appropriation		
					16,725	18,060	18,060
					70. Government Direction, Management and Control		
					75. State Subsidies and Financial Aid		
17,900	—	—	17,900	16,636	17,180	17,180	17,180
17,900	—	—	17,900	16,636			
32,863	—	—	32,863	31,599			
					Total Appropriation		
					17,180	17,180	17,180
					Total Casino Revenue Fund - State Aid		
					33,905	35,240	35,240
					Total Casino Revenue Fund		
256,534	4,275	1	260,810	242,143	257,039	304,909	297,324

SUMMARIES OF APPROPRIATIONS

SUMMARY OF APPROPRIATIONS BY STATEWIDE PROGRAM (thousands of dollars)

Year Ending June 30, 1989					Year Ending June 30, 1991		
Orig. & (S)Supple- mental	Reapp. & (R)Recpts.	Transfers & (E)Emer- gencies	Total Available	Expended	1990 Adjusted Approp.	Kean Admin. Request	Recom- mended
GUBERNATORIAL ELECTIONS FUND							
Gubernatorial Elections Fund - Direct State Services							
10,800	—	—	10,800	8,671	10. Public Safety and Criminal Justice		
					13. Special Law Enforcement Activities		
10,800	—	—	10,800	8,671	4,471	—	—
10,800	—	—	10,800	8,671	Total Appropriation	4,471	—
					Total Gubernatorial Elections Fund	4,471	—
11,904,052	736,339	1,937	12,642,328	11,860,452	GRAND TOTAL STATE APPROPRIATIONS		
					12,148,031	13,963,789	12,145,569

SUMMARIES OF APPROPRIATIONS

APPROPRIATION MAJOR INCREASES (Comparison of FY 1990 Appropriation and FY 1991 Recommendation)

GENERAL FUND AND PROPERTY TAX RELIEF FUND

Direct State Services

(In Millions)

Executive Agencies and Judiciary

Correctional Institutions	26.1
Human Services — institutional and DYFS staffing and non-salary support	19.7
Health — health facilities evaluation	1.8
Education — Eleventh grade test	1.6
State Police recruit class	1.4
Eatontown regional motor vehicles station	1.1
Environmental offense prosecution	0.7
Intensive supervision — alternative to incarceration	0.6
Veterans' Homes	0.5

Interdepartmental

Negotiated salary increase	166.0
Fringe benefits	150.4
Lease/rentals	39.2
Insurance accounts	11.8

Subtotal Direct State Services 420.9

Grants-in-Aid

Medicaid	121.0(a)
REACH	10.6
DYFS — adoption, foster care, residential care	8.3
Tuition Assistance	9.4
Corrections — county backup	6.4
Education — Good Start	5.0
Equipment for Science and Technology Centers	1.4
Education — Math/Science Initiative	1.0

Subtotal Grants-in-Aid 163.1

State Aid

School Aid — Pension and Social Security	71.2
Welfare (AFDC, GA, Homeless)	13.8
Mental Health — Aid to counties	4.0
County colleges — debt service, pensions	2.4

Subtotal State Aid 91.4

Total General Fund and Property Tax Relief Fund 675.4

CASINO REVENUE FUND

Grants-in-Aid

Pharmaceutical Assistance to the Aged and Disabled	17.7
Medicaid	14.4
Lifeline	5.3
Respite Care for the Elderly	1.5
Transportation assistance for senior and disabled citizens	1.3

Total Casino Revenue Fund 40.2

Grand Total, All Funds 715.6

(a) Augmented by a \$14.4 million increase in the Casino Revenue Fund.

SUMMARIES OF APPROPRIATIONS

APPROPRIATION MAJOR DECREASES (Comparison of FY 1990 Appropriation and FY 1991 Recommendation)

GENERAL FUND AND PROPERTY TAX RELIEF FUND

Direct State Services

(In Millions)

Salary Accounts — All Departments (excludes Corrections and Human Services)	167.4
Higher Education Institutions — non-salary	10.8
Additions, Improvements and Equipment	6.0
Professional and Other Services	5.3
Printing and Office	3.4
Rent — Central Motor Pool and Vehicular	3.0
Information Processing — External	2.8
Maintenance of State Roads	2.0
Travel	1.5
Postage and Telephone	1.5
Motor Vehicles — Agency Operations	1.4
Acquisition of Art and Historical Objects	0.7
<i>Subtotal Direct State Services</i>	<u>205.8</u>

Grants-In-Aid

Homestead Exemptions	305.4
Cultural Projects	9.0
Support to Independent Higher Education Institutions	8.6
Pharmaceutical Assistance to the Aged	2.0
Higher Education — Challenge to Independents	4.5
Community Drug Programs	3.0
Governor's Teaching Scholarships	2.8
Advanced Scientific Computer Center	2.4
Higher Education — Humanities Program	2.3
Teacher Recognition	1.9
Higher Education — Computers in Curricula	1.6
State Law Enforcement Planning Agency — Action Grants	1.2
Cancer Research Commission	1.0
<i>Subtotal Grants-in-Aid</i>	<u>345.7</u>

State Aid

Revenue Sharing	20.0
Various School Aid Programs (except pension and social security)	19.5(a)
County College Aid (excludes debt service and pensions)	13.1
Urban Multi-Family Production Program	10.0
Community Health Services — State Aid	6.2
Neighborhood Preservation	3.7
Reimbursement to Municipalities — Senior and Disabled Citizens	2.4
Two Family Home Production	2.0
Dredging of Inland Waterways	1.5
County Environmental Health	1.0
<i>Subtotal State Aid</i>	<u>79.4</u>

Capital Construction

Hazardous Site Mitigation	50.0
Liberty State Park	5.0
<i>Subtotal Capital Construction</i>	<u>55.0</u>

Debt Service

	2.2
--	-----

Total General Fund and Property Tax Relief Fund 688.1

Gubernatorial Elections Fund

	4.5
--	-----

Grand Total, All Funds 692.6

(a) In addition, School Aid formula is underfunded by \$517 million.

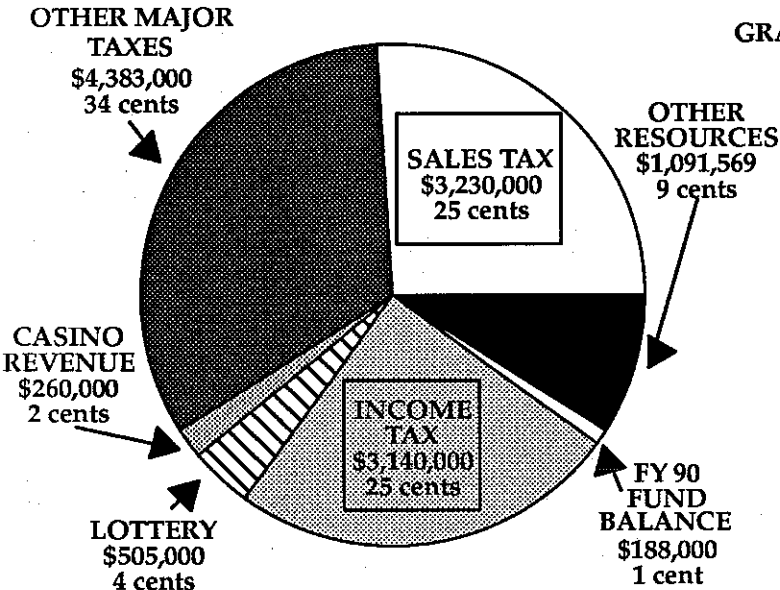
NEW JERSEY BUDGET

RESOURCES AND RECOMMENDATIONS FOR FISCAL YEAR 1991

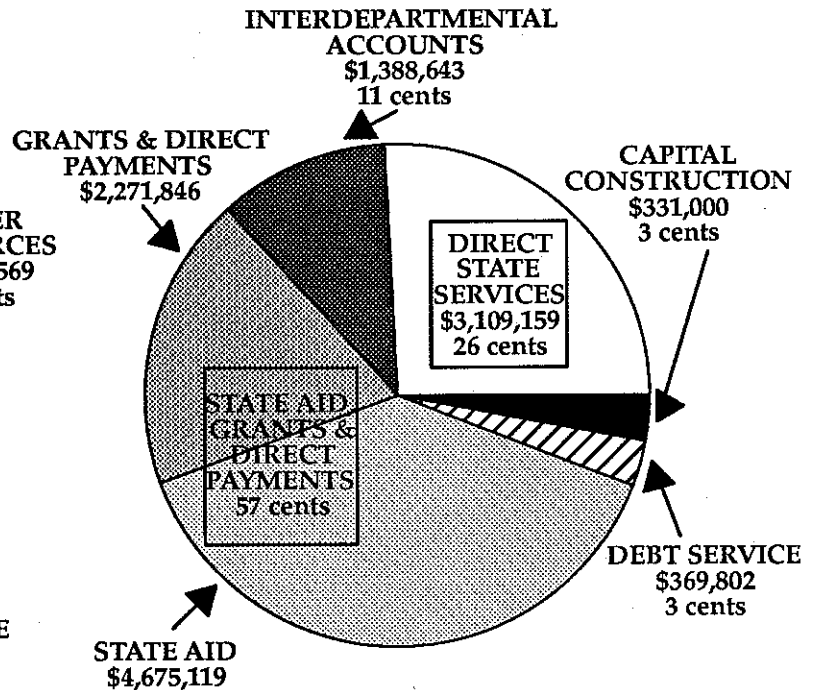
ALL STATE FUNDS

(in thousands)

RESOURCES \$12,797,569



RECOMMENDATIONS \$12,145,569



SALES TAX	\$3,230,000
INCOME TAX	3,140,000
CORPORATION	1,289,000
LOTTERY	505,000
CASINO REVENUE	260,000
NEW TAXES	1,414,000

OTHER MAJOR TAXES:

Motor Fuels	415,000
Motor Vehicles	360,000
Cigarette	194,000
Insurance Premiums	185,000
Inheritance	180,000
Beverage	140,000
Public Utilities	132,000
Realty Transfer	41,000
Savings Institutions	17,000
Business Personal Property	8,000
Racing	8,000

OTHER RESOURCES	1,091,569
SUB-TOTAL	12,609,569

Fund Balance, July 1, 1990

General Fund	1,000
Property Tax Relief Fund	0
Casino Revenue Fund	199,000
Gubernatorial Elections Fund	(12,000)

TOTAL	\$12,797,569
--------------	---------------------

Education	\$3,709,321
Human Services	2,691,773
Interdepartmental	1,388,643
Higher Education	878,191
Transportation	710,367
Corrections	544,487
Treasury	514,663
Law & Public Safety	386,790
Debt Service	369,802
Community Affairs	301,140
Environmental Protection	125,923
Judiciary	91,189
Health	90,933
Labor	66,100
Public Advocate	51,390
Commerce, Energy & Economic Devel.	51,251
Military & Veterans' Affairs	47,080
Legislature	44,541
Other Departments	81,985

SUB-TOTAL	12,145,569
------------------	-------------------

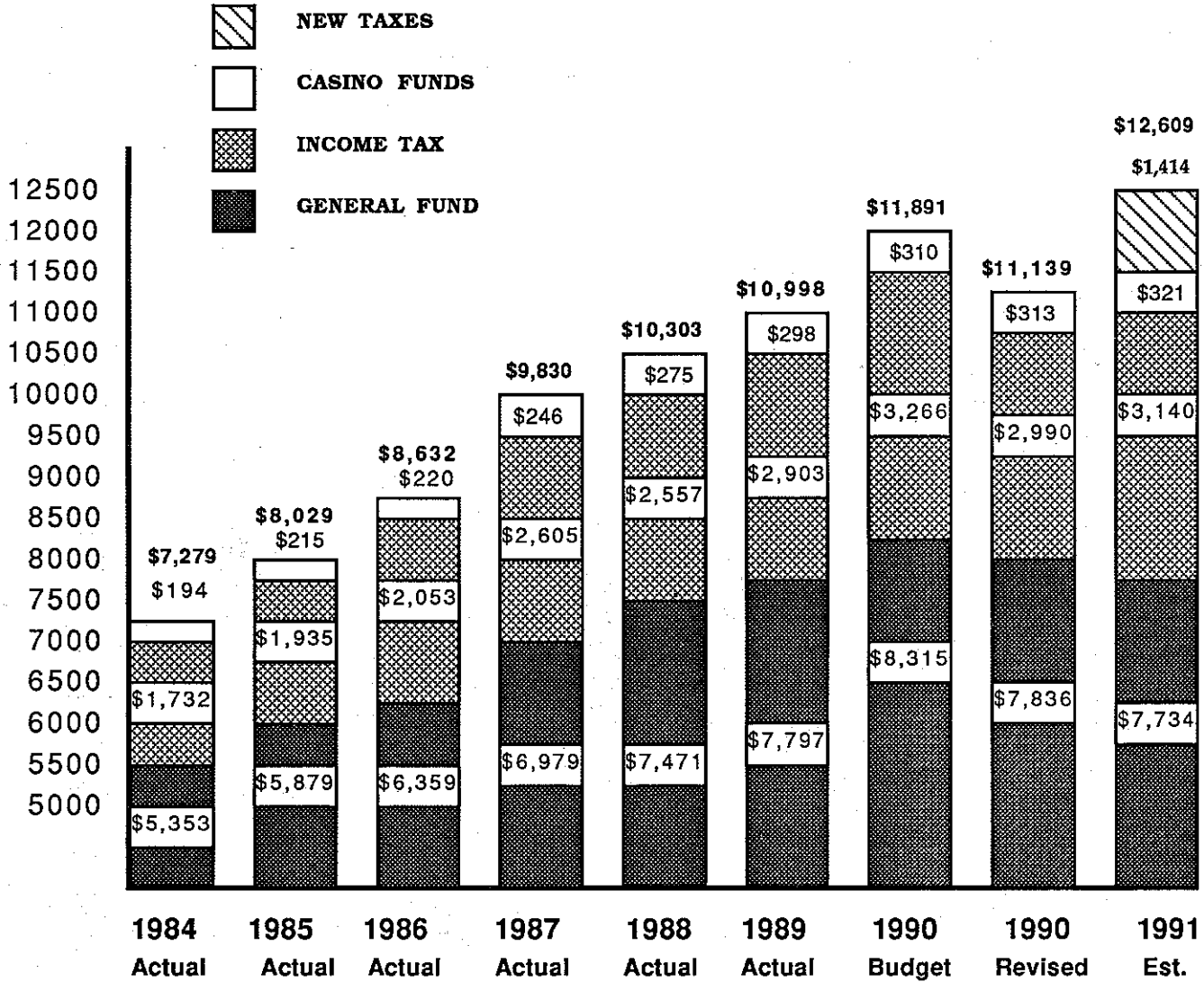
Restoration of Capital Lapses	255,000
-------------------------------	---------

Estimated Fund Balance, June 30, 1991

General Fund	245,000
Property Tax Relief Fund	0
Casino Revenue Fund	162,000
Gubernatorial Elections Fund	(10,000)

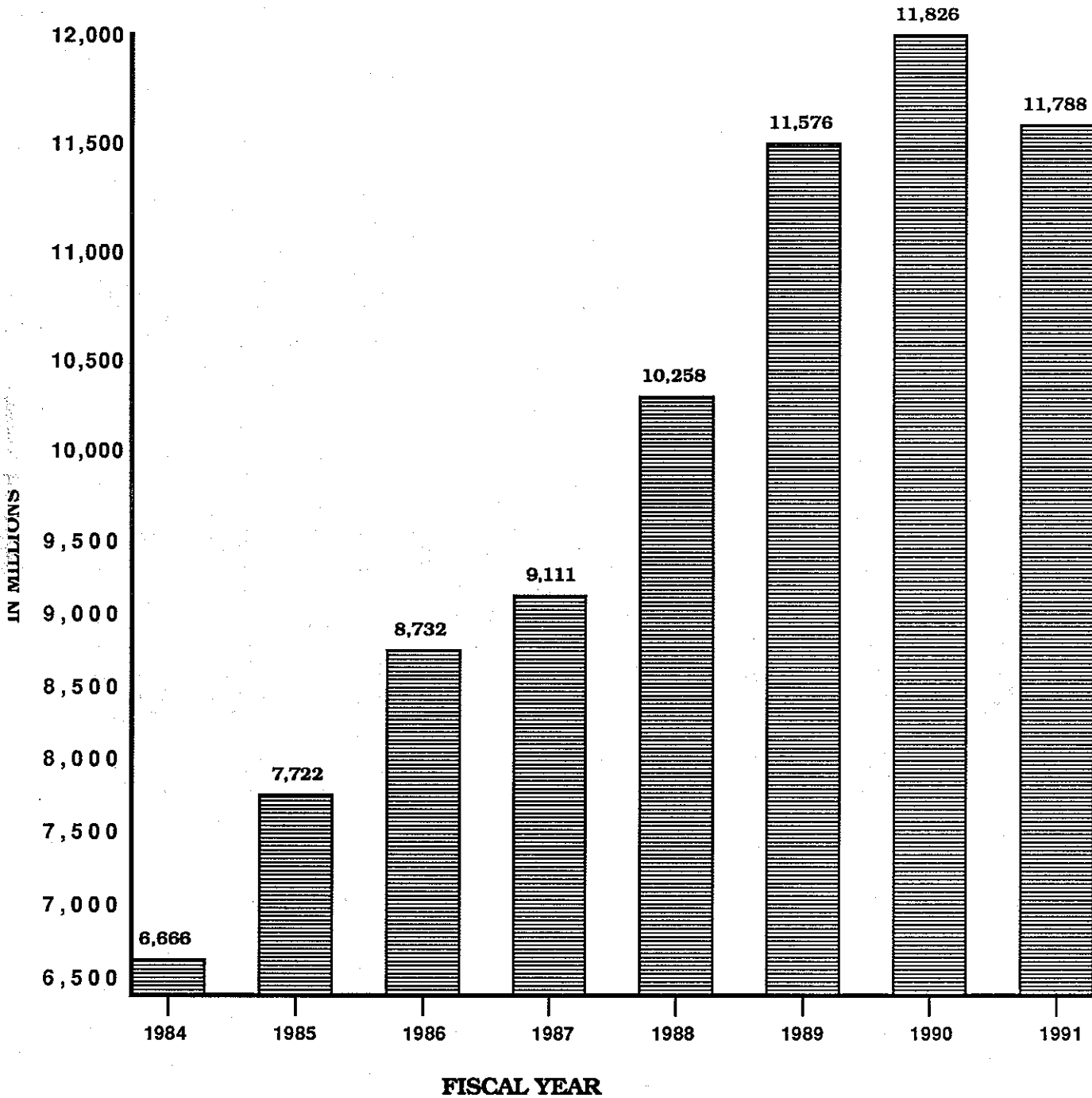
TOTAL	\$12,797,569
--------------	---------------------

NEW JERSEY BUDGET
GENERAL FUND, PROPERTY TAX RELIEF & CASINO FUNDS
NET BUDGETED REVENUE TOTALS
(In Millions)



NEW JERSEY STATE BUDGET
TOTAL STATE APPROPRIATIONS
General Fund & Property Tax Relief Fund

FISCAL YEARS 1984 - 1991
(IN MILLIONS)



NEW JERSEY STATE BUDGET TOTAL STATE APPROPRIATIONS

ALL FUNDS

FISCAL YEARS 1984 - 1991

(IN MILLIONS)

